

NHS BLOOD AND TRANSPLANT ORGAN DONATION AND TRANSPLANTATION DIRECTORATE

KIDNEY ADVISORY GROUP

SUSPENDED RECIPIENTS UPDATE

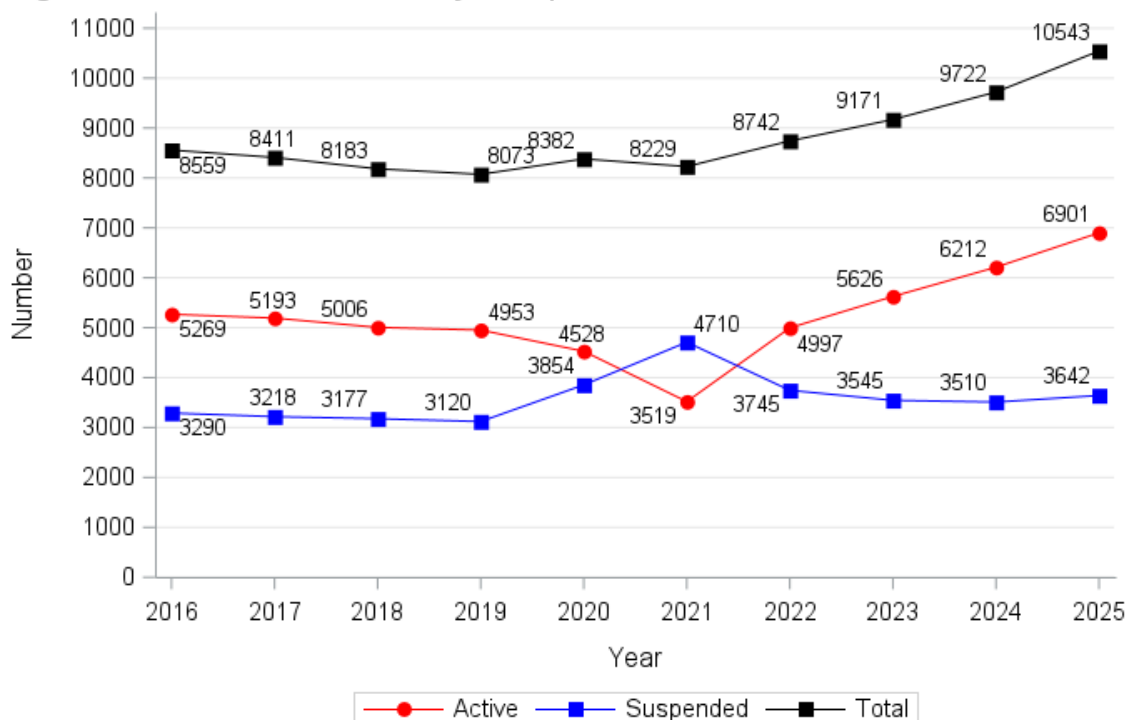
LAY SUMMARY

Patients registered with NHS BT for a kidney transplant can either be active or suspended. Suspended patients are those who are registered with NHS BT but not currently able to receive a kidney transplant offer. This analysis has shown an increase in the number of suspended patients registered with NHS BT. It summarises the main reasons for suspension and reports the length of time patients have been suspended at each centre, highlighting patients who have been suspended from the waiting list for more than 2 years. The proportion of suspended patients varies widely between transplant centres. Transplant centres are asked to review their suspended patient lists to ensure suspensions remain clinically appropriate and justified. The previous request was in January 2025.

INTRODUCTION

- The active kidney transplant waiting list has increased from 5,269 in 2016 to 6,901 in 2025. Over this time period the number of recipients suspended on the kidney transplant list has increased from 3,290 in 2016 to 3,642 in 2025 (**Figure 1**). This paper looks at the characteristics of suspended recipients.

Figure 1 Patients on the Kidney Transplant List at 31 March



- As stated in POL186: Kidney Transplantation: Deceased Donor Organ Allocation, suspended time is taken into account for waiting time in the following way:

Waiting times

Number of days waiting time accrued.

Waiting time is determined from date of starting permanent dialysis (HD or PD) or date of first active listing for a graft, whichever is earliest. Each day accrues 1 point, including all days of suspension from the list.

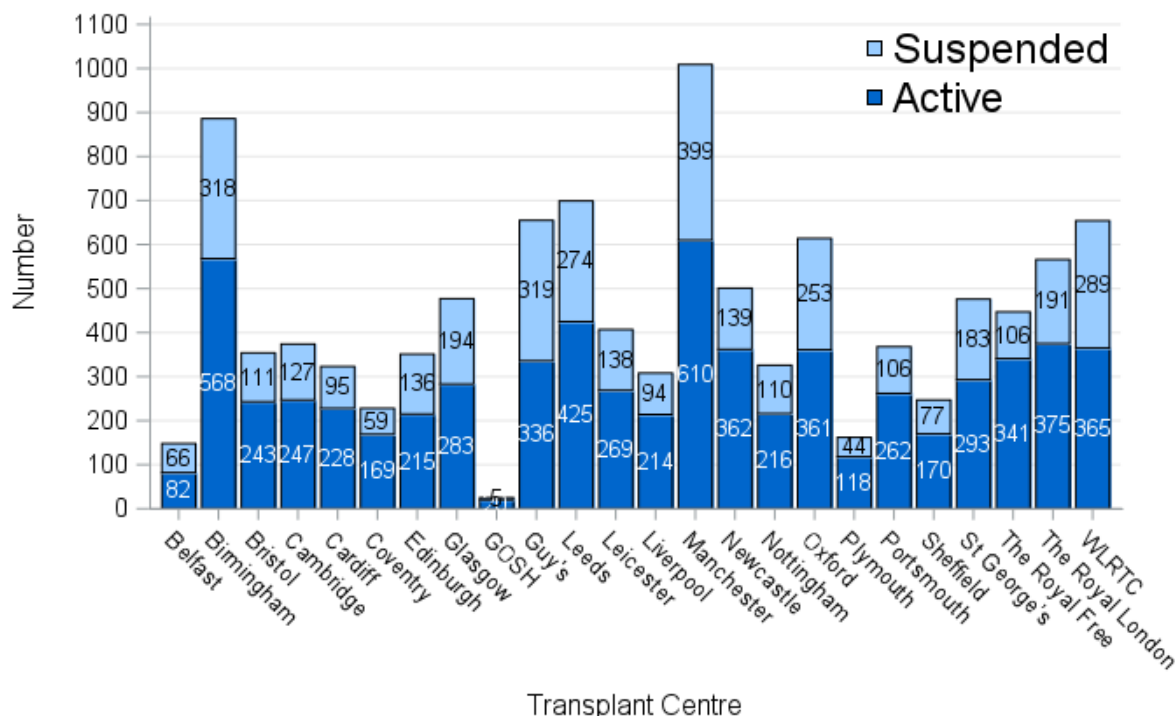
DATA

- Data were obtained from the UK Transplant Registry on recipients registered on the UK kidney transplant list between 31 March 2016 and 31 December 2025.

RESULTS

- Figure 2** shows the number of recipients on the kidney only transplant list at 31 December 2025 by registration status and centre. 36% of all recipients were recorded as suspended at 31 December 2025, ranging from 20% in GOSH to 49% in Guy's.

Figure 2 Recipients on the Active and Suspended Kidney Only Transplant List at 31 December 2025, by Centre



- Table 1** shows the number of recipients suspended at 31 December 2023, 2024 and 2025, who were suspended within their first 3 or 6 months of becoming active on the transplant list. This is based on recipients who are currently suspended and includes recipients who were activated in previous

years, suspended within the first 3/6 months and are still suspended at the time of analysis. The data shows that the number of recipients suspended within the first 3 months has increased by 72 from 2023 to 2025. This equates to a 1% increase as a proportion of all suspended recipients. The number of recipients who were suspended prior to activation on the transplant list decreased from 650 in 2023 to 517 in 2025.

Table 1 Point of Suspension for Recipients on Transplant List 31 December 2023, 2024 and 2025

	2023		2024		2025	
	N	%	N	%	N	%
Suspended Prior to activation	650	18	549	15	517	14
Suspended in first 3 months	431	12	498	14	503	13
Suspended in first 6 months	627	18	698	19	696	18
Total number of suspended recipients	3559		3619		3791	

6. **Table 2** shows the number of recipients who were suspended for more than 2 years (post activation) at 31 December 2023, 2024 and 2025. The number of recipients who were suspended for more than 2 years decreased by 41 between 2023 and 2024 and then increased by 3 between 2024 and 2025. In 2025, 32% of recipients suspended for more than 2 years were reported as not on dialysis. While it is likely that many of these recipients had started dialysis since registration, it gives an indication of the proportion who joined the list prior to starting dialysis and would potentially lose points if removed from the list. Pre-emptive listing rates between April 2023 and March 2024 were 44% for the UK overall.

Table 2 Long Term Suspensions, Post-Activation 31 December 2023, 2024 and 2025

	2023		2024		2025	
	N	%	N	%	N	%
Suspended for more than 2 years	797	22	756	21	759	20
Suspended for more than 5 years	168	5	150	4	147	4
Total number of suspended recipients	3559		3619		3791	

7. **Table 3** shows the reasons for suspension along with summary data on the length of suspension, for all recipients suspended at 31 December 2025. The length of suspension is defined from the start date of suspension to 31 December 2025.

Reason	N	%	Length of Suspension			
			Median	IQ-Range	Min	Max
Condition Improved	73	3	261	93-429	14	3589
Condition Deteriorated	1521	58	205	75-476	0	3283
Medical Investigations	454	17	265.5	99-693	0	3141
Patient/Parent request	151	6	348	121-839	1	3101
Patient non-compliant	26	1	377	212-692	26	2520
Live transplant work up	63	2	58	26-203	0	1609
Patient temporarily unavailable	126	5	57	20-271	0	1692
Other	190	7	275	100-714	2	3043
Unknown	1187	-	309	93-749	0	5279
Total	3791		239	79-610	0	5279

8. **Table 4** shows the demographics of recipients suspended on the kidney only transplant list at 31 December 2024 and 2025. There has been no significant change between 2024 and 2025 in proportion of recipients suspended across age, sex and ethnicity. However, the distribution does differ by risk group. The proportion in R1 has decreased, while the proportion in R4 increased.

Factor		2024		2025		P-value
		N	%	N	%	
Age	0-17	38	1	43	1	0.35
	18-34	329	9	359	9	
	35-49	874	24	892	24	
	50-59	1007	28	996	26	
	60-69	980	27	1107	29	
	70+	391	11	394	10	
Sex	Male	2169	60	2302	61	0.48
	Female	1444	40	1480	39	
	Unknown	6	0	9	0	
Ethnicity	White	2324	64	2364	62	0.67
	Asian	637	18	700	18	
	Black	414	11	430	11	
	Other	109	3	111	3	
	Not reported	37	1	66	2	
	Unknown	98	3	120	3	
Risk Group*	R1	691	19	628	17	0.009
	R2	805	22	847	22	

R3	827	23	936	25
R4	795	22	902	24
Missing	501	14	478	13

**Risk groups are based on the last calculated value and are missing where the recipient has not been active*

9. **Table 5** shows the number of patients who have been suspended for more than 2 or 5 years, respectively as at 31 December 2025, by transplant centre. In total, 759 patients have been suspended for 2 years and 147 patients for 5 years. Details of the recipients that have been suspended for 2 years or more will be circulated to the KAG representatives for these centres following this meeting.

Centre	Number of Recipients		
	Currently suspended	More than 2 years	More than 5 years
Belfast	65	6	1
Birmingham	315	58	10
Bristol	111	21	3
Cambridge	124	20	2
Cardiff	95	21	4
Coventry	58	6	1
Edinburgh	134	19	4
Glasgow	192	35	7
Leeds	272	44	2
Leicester	135	12	1
Liverpool	91	8	2
London, GOSH	5	0	0
London, Guy's	315	44	7
London, St George's	182	45	12
London, The Royal Free	106	14	0
London, The Royal London	191	66	18
London, WLRTC	287	76	21
Manchester	394	176	40
Newcastle	136	21	1
Nottingham	107	12	3
Oxford	251	39	6
Plymouth	43	1	0
Portsmouth	105	4	1
Sheffield	77	11	1
Total	3791	759	147

10. **Figure 3** and **Table 6** show the median number of days suspended for patients that are currently suspended, at 31 December 2025, by transplant centre. The median number of days suspended in the UK was 239 days. The centre with lowest median number of days was GOSH (51 days) and the centre with the highest median was Manchester (582 days).

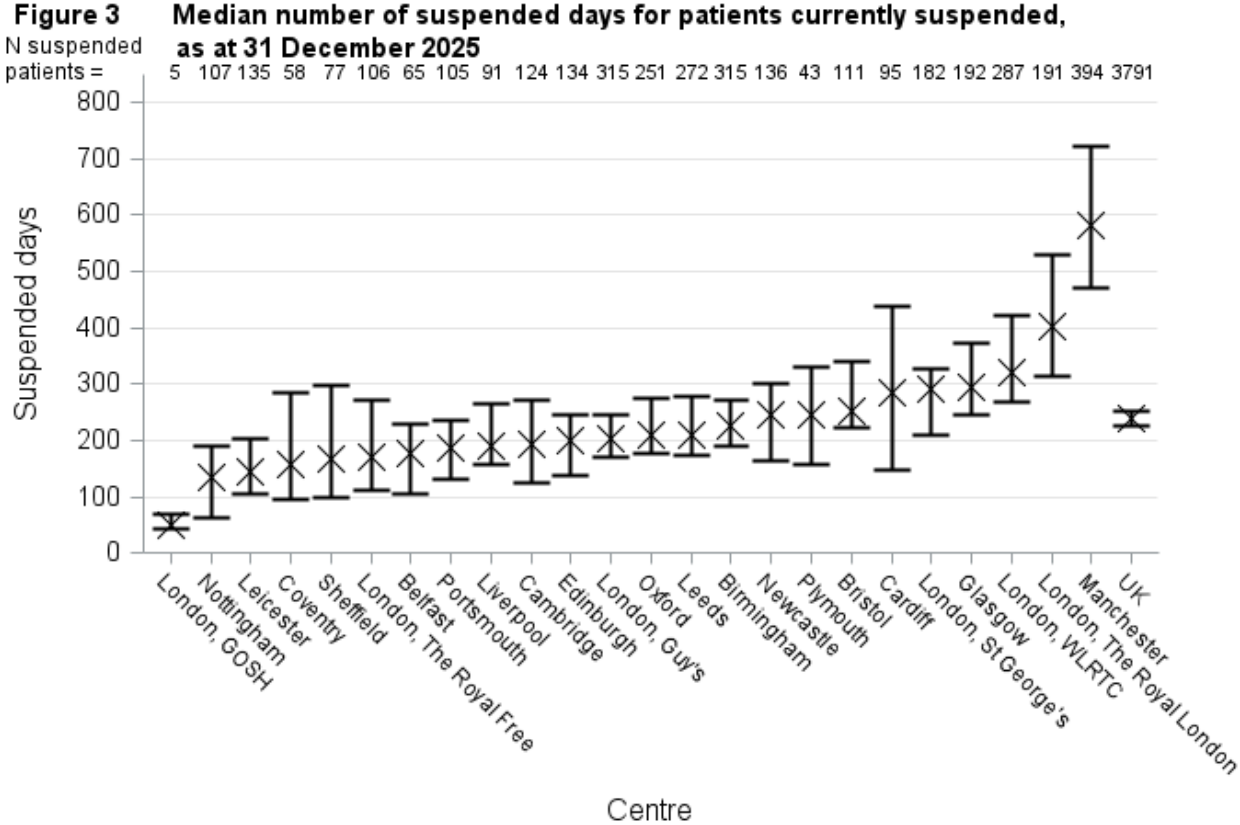


Table 6 Median number of suspended days for patients currently suspended, as at in the UK, at 31 December 2025

Centre	Current number of suspended patients registered	Waiting time (days)	
		Unadjusted Median	95% Confidence interval
London, GOSH	5	51.0	42 - 70
Nottingham	107	134.0	62 - 190
Leicester	135	145.0	107 - 204
Coventry	58	158.0	97 - 285
Sheffield	77	168.0	99 - 299
London, The Royal Free	106	170.0	112 - 271
Belfast	65	177.0	107 - 230
Portsmouth	105	188.0	132 - 237
Liverpool	91	191.0	156 - 265
Cambridge	124	193.0	125 - 273
Edinburgh	134	200.0	139 - 244
London, Guy's	315	203.0	169 - 245
Oxford	251	209.0	176 - 275
Leeds	272	210.0	175 - 279
Birmingham	315	226.0	191 - 272
Newcastle	136	245.0	163 - 300
Plymouth	43	247.0	156 - 329
Bristol	111	251.0	223 - 341
Cardiff	95	286.0	148 - 439
London, St George's	182	292.0	211 - 327
Glasgow	192	295.5	244 - 373
London, WLRTC	287	322.0	268 - 422
London, The Royal London	191	401.0	314 - 530
Manchester	394	582.0	469 - 721
UK	3791	239.0	226 - 251

SUMMARY

11. The number of recipients suspended on the transplant list has increased from 3,510 in March 2024 to 3,642 in March 2025.
12. Following agreement at KAG in October 2022, the restriction to the number of waiting time points that can be accumulated while suspended, for recipients who are activated prior to starting dialysis, went live in February 2025.
13. Despite annual requests for units to continually review patients on the suspended list, there are still high proportions of patients suspended for greater than 2 or 5 years.

ACTION

14. To ensure adequate hygiene of the suspended list where the list truly reflects patients with a reversible, mitigatable or clinically defensible reasons for

suspension. To encourage regular centre level (surgical and non-surgical) review of the suspended list. To evaluate whether long term suspensions are the only way of managing the patients, all centres are asked to:

- a. Review their list of recipients who have been suspended.
 - b. Recipients who have been suspended for 5 years or more should be reviewed with a view to reactivation, removal, or providing clinical justification to KAG for continued suspension on the list, within 8 weeks of this meeting.
 - c. Review of progress will be undertaken at the June 2026 KAG meeting.
15. NHS BT statistics to provide each centre with a list of patients who have been suspended for greater than 2 or 5 years at their centre, to aide review.

Sam Richards and Chloe Brown

February 2026