

NHS Blood and Transplant

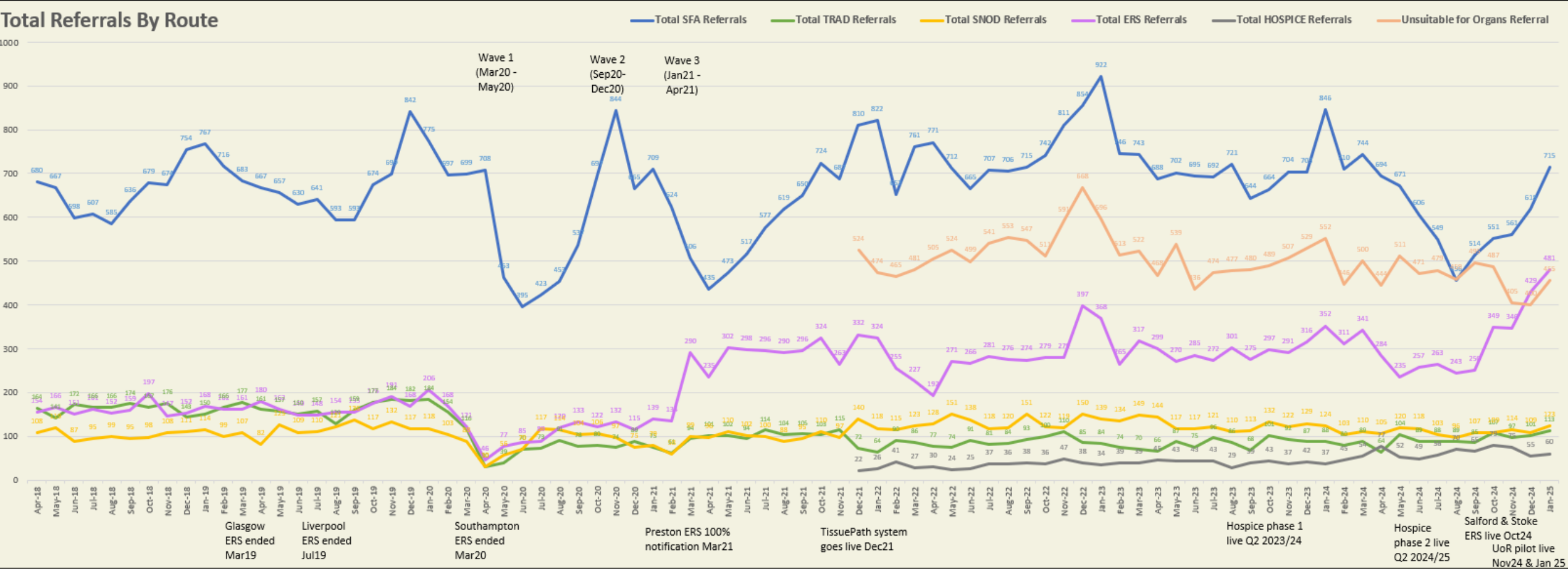
OTDT Referral Pathways\Ocular Donation

Kevin Wright, Service Development and Performance Analyst
(responsible for data collection, analysis, and reporting for OTDT)

Referral Pathways into the NRC

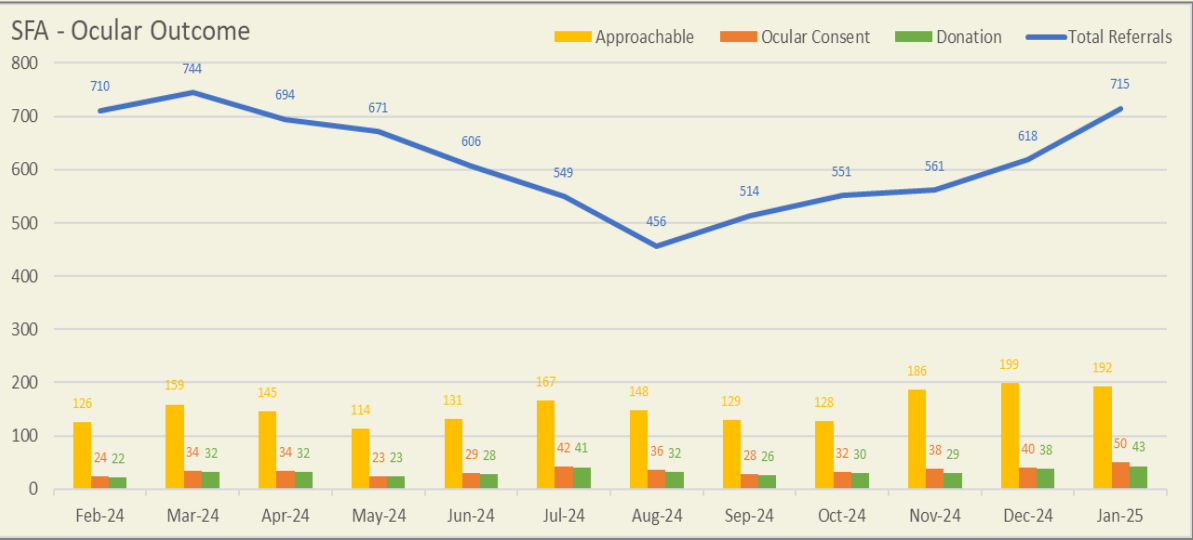
Referral Routes: SFA – Specialist Family Approach, TRAD – Traditional, SNOD – Specialist Nurse Organ Donation ERS – Eye Retrieval Scheme, UOR – Unsuitable for Organs Referral

- There has been an increase in referrals during Q3, in part due to return to normal levels in the SFA route and two new eye retrieval schemes going live.
- Phase 2 of the hospice project has gone live.
- Unsuitable for Organ Referrals pilot has gone live in Yorkshire & North West, expanding into Midlands from Jan 25.
- Hospice route has been separated out from TRAD from Dec21.



SFA Referral Pathway

- Referrals numbers recovered since low in August. The dip was accumulation across majority of referring sites.



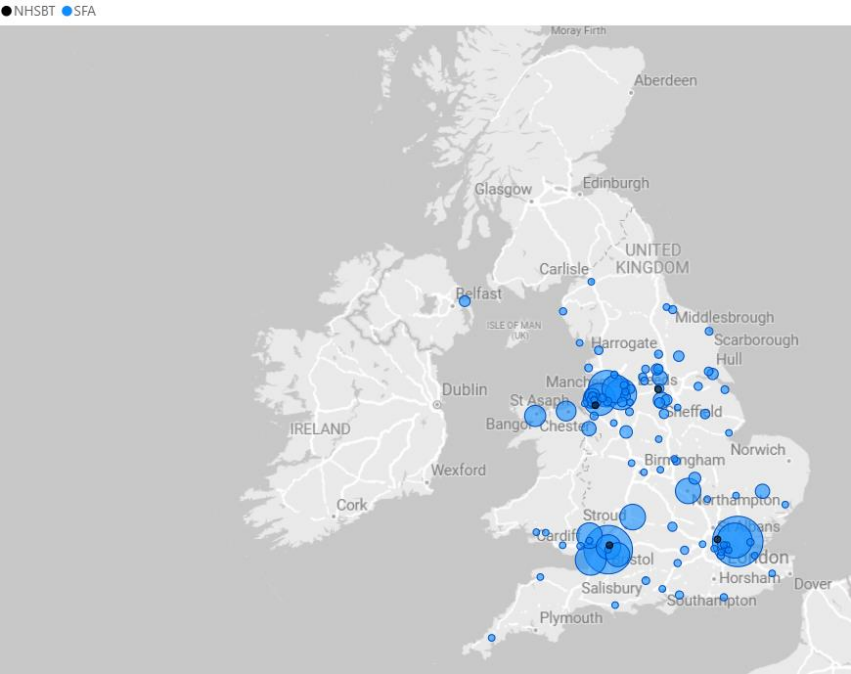
Top 15 SFA Referring Locations											
Location	Apr-24	May-24	Jun-24	Jul-24	Aug-24	Sep-24	Oct-24	Nov-24	Dec-24	Jan-25	Grand Total
Queen's Hospital, Romford	88	108	89	89	77	82	66	83	83	105	870
Bristol Royal Infirmary	101	61	85	74	35	77	76	95	95	99	798
Gloucester Royal Hospital	58	87	69	56	51	65	66	69	85	97	703
Royal Albert and Edward Infirmary, Wigan	91	78	55	24	26	22	35	27	29	31	418
King George Hospital, Ilford	50	40	33	39	28	34	37	35	27	57	380
Whiston Hospital	23	28	36	29	27	22	37	28	38	39	307
Salford Royal Hospital	50	46	44	46	42	35	25				288
Weston General Hospital	31	15	32	24	11	23	36	37	33	35	277
Royal Bolton Hospital	13	34	18	18	26	25	24	21	16	25	220
Cheltenham General Hospital	10	16	14	21	16	19	16	24	25	18	179
The Grange Hospital Ysbyty Prifysgol y Faenor	25	19	16	9	20	14	13	19	21	21	177
Northampton General Hospital	24	19	11	15	18	23	17	7	19	22	175
Southmead hospital, Bristol	15	23	18	18	10	12	14	11	19	21	161
Royal United Hospital, Bath	8	18	17	19	9	16	12	13	21	17	150
Ysbyty Gwynedd Hospital	9	8	3	12	12	9	15	11	11	19	109

SFA - January 2025	
Approachable	192

Deferred:	142
Coroner refusal	1
Medical deferral at approach	13
Medical deferral during consent/ authorisation	10
NOK decline upon contact with NRC	54
NOK don't return call	31
Unable to contact NOK	33

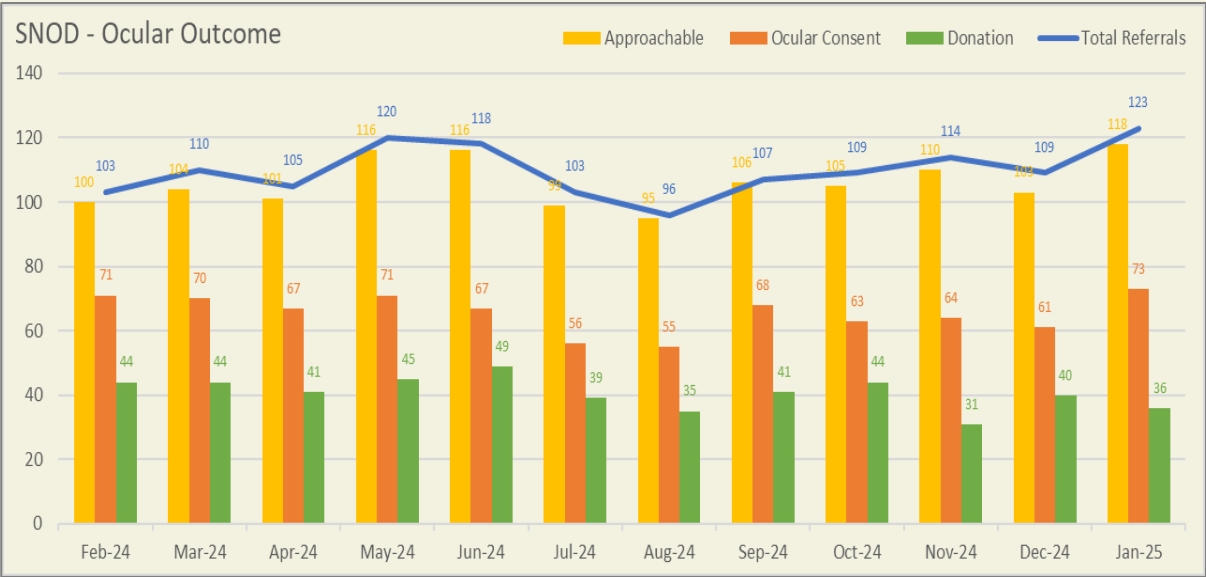
Ocular Consent	50
----------------	----

Not Retrieved:	7
No mortuary access	2
Retriever unavailable - consented donor	3
Retriever unavailable - not yet consented	1
unable to contact or obtain ME decision	1



SNOD Referral Pathway

- SNOD referrals across the year have remained consistent.



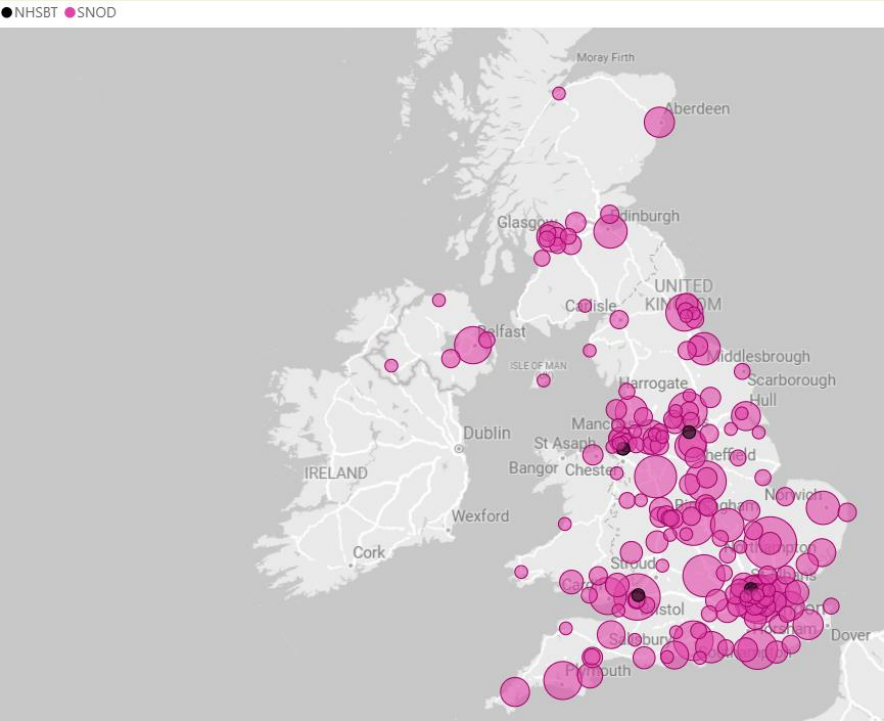
Top 15 SNOD Referring Locations											
Location	Apr-24	May-24	Jun-24	Jul-24	Aug-24	Sep-24	Oct-24	Nov-24	Dec-24	Jan-25	Grand Total
Addenbrookes Hospital	3	6	8	2	4	1	3	5	5	3	40
King's College Hospital, London	5	1		5	7	3	2	3	4	4	34
Southmead hospital, Bristol	2	1	3	3	2	9	2		3	5	30
University Hospital Coventry & Warwickshire	3	1	3		1	3	3	2	5	5	26
John Radcliffe Hospital, Oxford	3	2	1	4	4	2	3	1	3	1	24
Royal Stoke University Hospital	1	4	5	2	3		2		4	3	24
The Queens Medical Centre, Nottingham	2	1	4	4	1	2	4	4	1		23
Southampton General Hospital	1	3	4			4	6	2	1		21
Royal Sussex County Hospital, Brighton	1	2	4	2	2	3	2	4	1		21
Royal London Hospital		4		3	1	4	1	3		5	21
Leeds General Infirmary	2	4		2		2	3	2	3	2	20
St Georges Hospital, Tooting	4	1	2	1	1	2	2	3	3	1	20
Queen Elizabeth Hospital, Birmingham	3		3	4	2	2	1	1	2	2	20
Derriford Hospital, Plymouth	3	1	2	3	2	1	3	1	1	2	19
Royal Victoria Infirmary, Newcastle	2	2	3	1		4	2	2	1	1	18

SNOD - January 2025	
Approachable	118

Deferred:	45
Medical deferral at point of referral	3
NOK decline at site	28
NOK decline upon contact with NRC	2
ODR Opt Out	1
SNOD Deferral	8
Unable to contact NOK	3

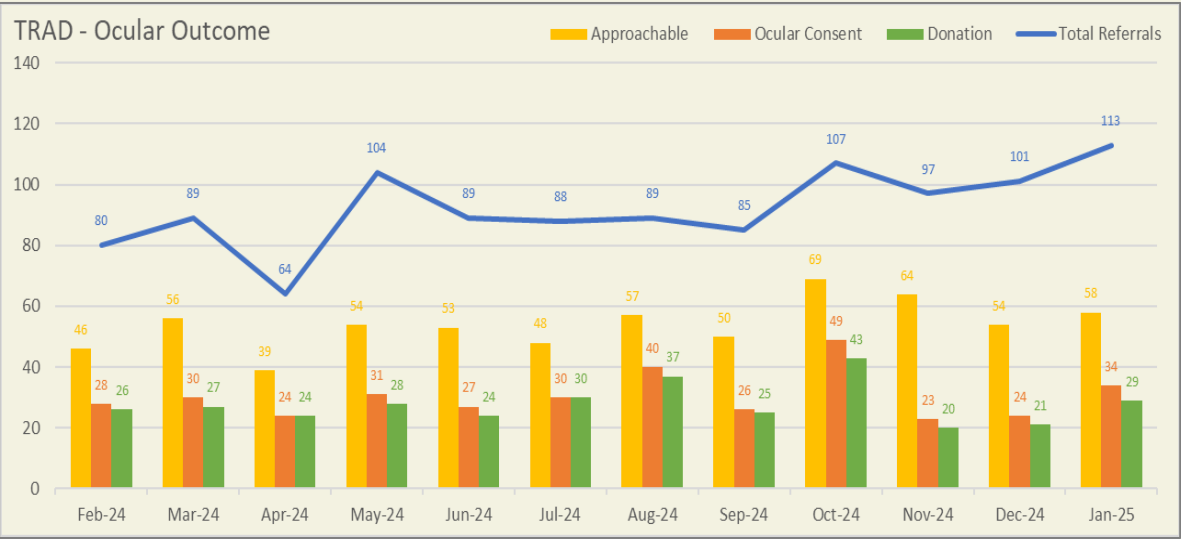
Ocular Consent	73
----------------	----

Not Retrieved:	37
Medical deferral at point of referral	27
Medical deferral during consent/ authorisation	3
No mortuary access	4
Other	2
SNOD Deferral	1



TRAD Referral Pathway

- There has been a rise in referrals via the TRAD pathway during Q3



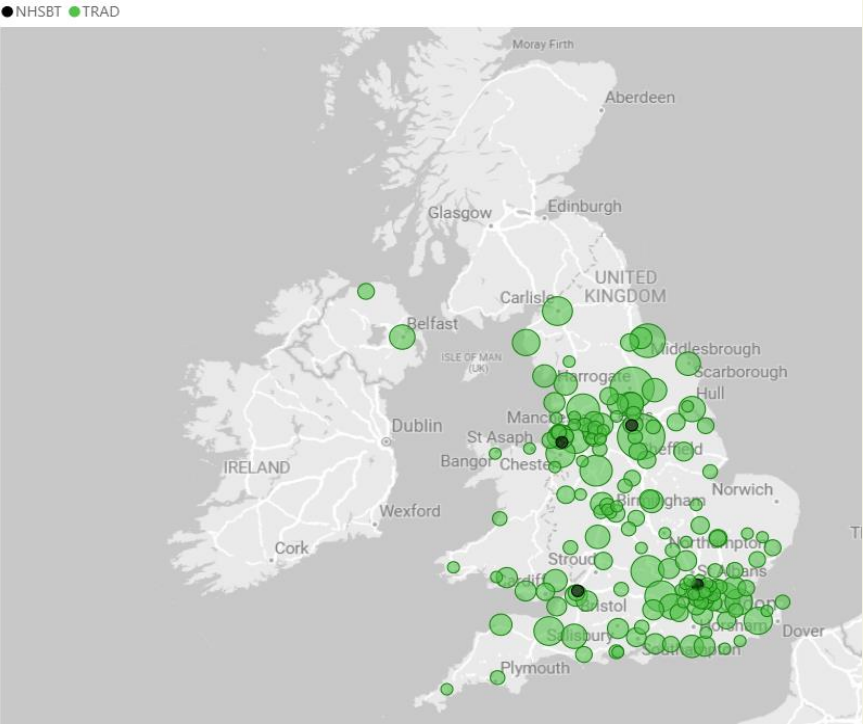
TRAD - January 2025	
Approachable	58

Deferred:	24
Medical deferral at approach	6
Medical deferral at point of referral	1
Medical deferral during consent/ authorisation	4
NOK decline at site	1
NOK decline upon contact with NRC	7
NOK don't return call	2
Unable to contact NOK	3

Ocular Consent	34
----------------	----

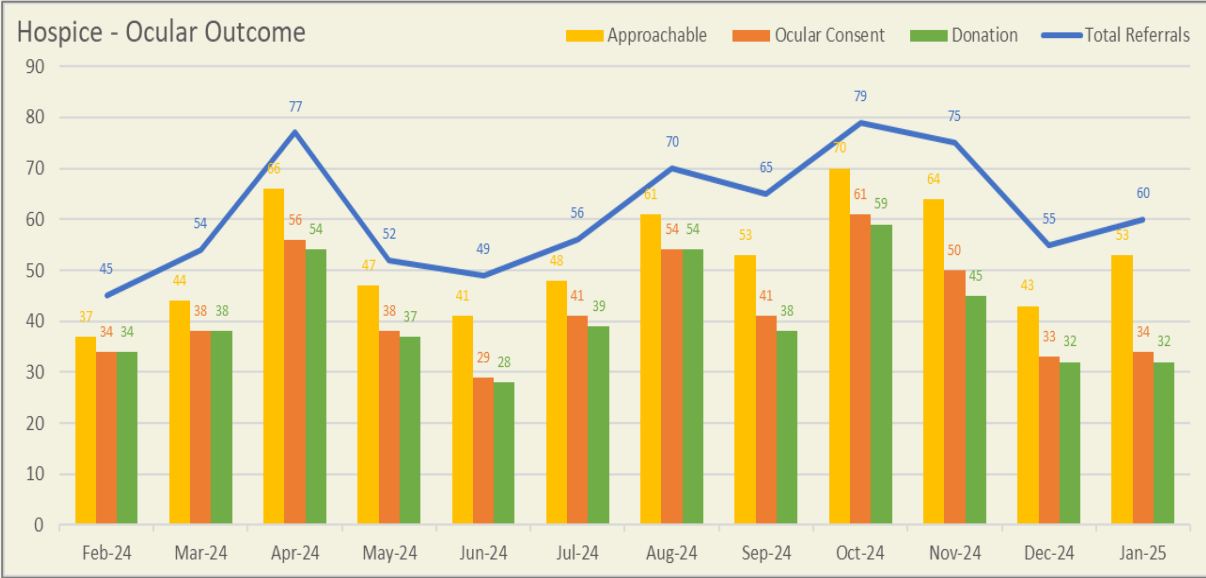
Not Retrieved:	5
Deferral post retrieval	1
Medical deferral at point of referral	1
No mortuary access	1
Retriever unavailable - consented donor	2

Top 15 TRAD Referring Locations											
Location	Apr-24	May-24	Jun-24	Jul-24	Aug-24	Sep-24	Oct-24	Nov-24	Dec-24	Jan-25	Grand Total
Rotherham General Hospital	5	2	2	7	4	2	1	11	2	8	44
Harrogate District Hospital	3	5	2	4	1	5	2	6	5	4	37
James Cook University Hospital		4	4		2	1	1	2	6	2	22
Royal Blackburn Hospital			1	1	1		1	1	8	6	19
John Radcliffe Hospital, Oxford		2	1		3	2	3	6	1	1	19
Royal Stoke University Hospital	3	6	2		4	3					18
Royal Berkshire Hospital		2	1	3	2	3	2	4	1		18
Warrington Hospital	3	1		1		1	1	5	4	1	17
Darent Valley Hospital	2	1	1	1	2		3	1		6	17
Cumberland Infirmary		2	3	1	2	1	1	1	2	2	15
Musgrove Park Hospital, Taunton	1	2	2	1	2	1	2	1	2	1	15
Countess of Chester Hospital			2	4	2	2	1	1	1	1	14
William Harvey Hospital, Ashford		4		1	1	2	1	1	1	2	13
Medway Maritime Hospital	1	4	1	2	1	1		1	1		12
West Cumberland Hospital		3		1	2		3		2	1	12



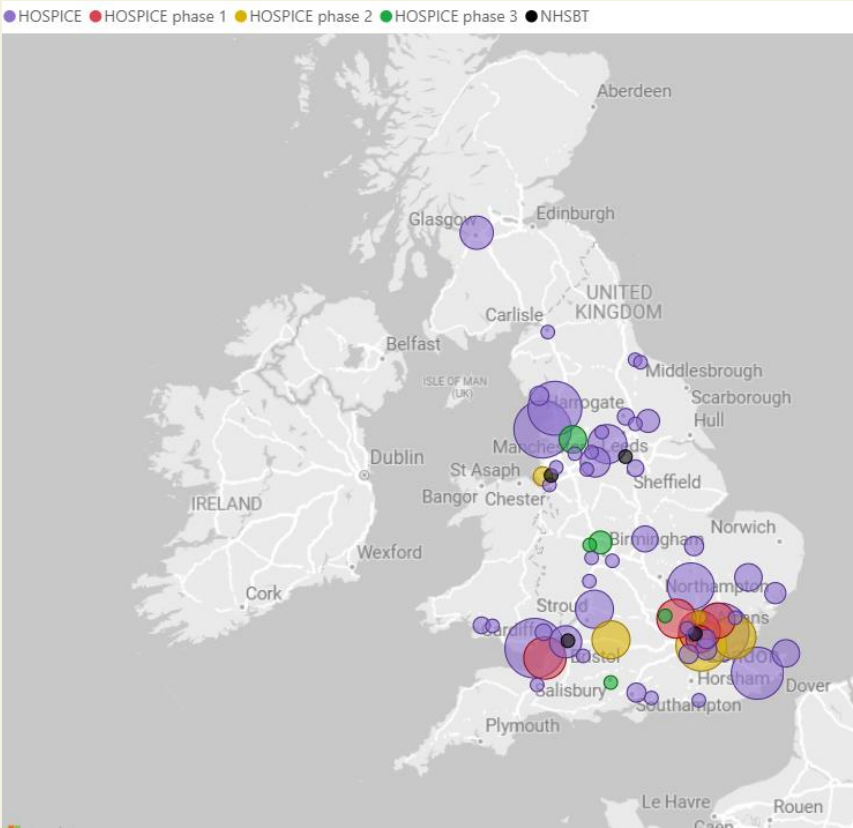
HOSPICE Referral Pathway

- Phase 1 and 2 are now live.
- 5 out of 8 phase 3 sites have a contract in place
- Plans agreed to expand to phase 4 and into community/home deaths



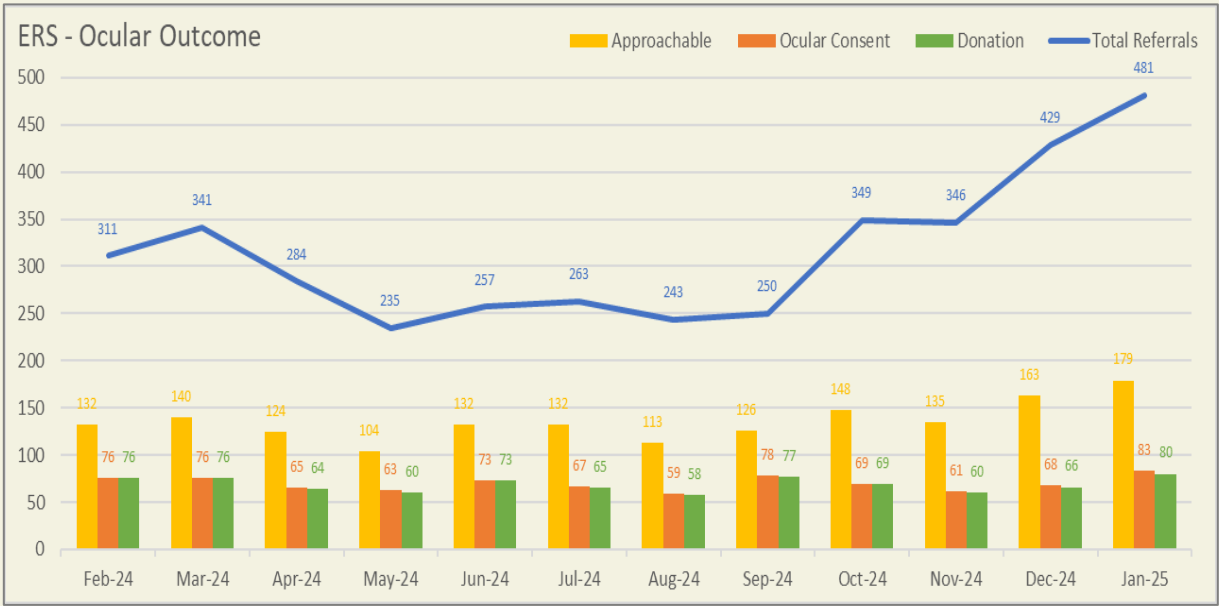
Top 15 HOSPICE Referring Locations											
Location	Apr-24	May-24	Jun-24	Jul-24	Aug-24	Sep-24	Oct-24	Nov-24	Dec-24	Jan-25	Grand Total
Marie Curie Hospice, Penarth Cardiff	4	4	7	3	8	7	5	5	4	3	50
St Francis Hospice, Romford	6	5	2	4	2	6	10	7	3	2	47
Trinity Hospice, Blackpool	8	7	6	2	14	3	3	1	1	1	46
St John's Hospice, Lancaster	6	3	1	9	3		5	7	1	5	40
Pilgrims Hospice , Ashford Kent	3	8	5	2	1	6	4	1	4	3	37
Royal Trinity Hospice, London	2	1	1	1	4	4		9	8	5	35
Sue Ryder St John's Hospice, Moggerhanger Bedford	4	4	3	3	2	1	2	7	1	2	29
St Luke's Hospice, Basildon	4	2	1	5	4	2	1	2	1	2	24
Weston Hospicecare, Weston-super-Mare		1	4	2	3	5	3	1	1	3	23
North London Hospice	3	1	3		4	1	3	2	3	2	22
Overgate Hospice, Halifax	3			2	3		5	3	2	1	19
The Hospice of St Francis, Berkhamsted	9		1	1	1	1	3	1	1	1	19
Sobell House Hospice, Churchill Hospital, Oxford	2			3	1	3	3	2	2	3	19
Sue Ryder Leckhampton Court Hospice, Cheltenham						2	1	7	6	2	18
Prospect Hospice, Swindon	1			1		6	3	2	2	3	18

HOSPICE - January 2025	
Approachable	53
Deferred:	19
Medical deferral at approach	2
Medical deferral during consent/ authorisation	7
NOK decline (but would consent if cornea only)	1
NOK decline upon contact with NRC	3
NOK don't return call	3
Unable to contact NOK	3
Ocular Consent	34
Not Retrieved:	2
Medical deferral during consent/ authorisation	1
Other	1



ERS Referral Pathway

- External NHS pressures prevent contract signatures for some IORbIT sites despite continued engagement
- Salford & Stoke ERS now live



Top 15 ERS Referring Locations											
Location	Apr-24	May-24	Jun-24	Jul-24	Aug-24	Sep-24	Oct-24	Nov-24	Dec-24	Jan-25	Grand Total
Royal Preston Hospital	108	86	89	110	101	92	110	116	172	148	1132
Royal Victoria Infirmary, Newcastle	30	25	32	32	28	33	34	29	26	40	309
Newcastle Freeman Hospital	31	24	28	27	26	32	38	24	23	28	281
Chorley and South Ribble Hospital	36	27	23	22	22	22	25	28	33	28	266
Royal Stoke University Hospital							46	34	50	70	200
Salford Royal Hospital							19	44	47	85	195
Royal Devon and Exeter Hospital, Wonford	9	5	14	8	6	9	15	18	15	14	113
Northumbria Specialist Emergency Care Hospital (NSEC)	11	10	10	5	7	10	13	11	9	14	100
James Paget Hospital	10	9	10	9	8	7	8	6	9	5	81
Queen Elizabeth Hospital, Gateshead	7	4	3	9	6	9	8	11	12	10	79
The Queens Medical Centre, Nottingham	8	10	8	7	8	10	5	5	3	5	69
Nottingham City Hospital	10	5	13	6	7	8	6	4	3	6	68
Norfolk and Norwich University Hospital	6	7	5	6	6	8	6	4	7	1	56
St Catherine's Hospice, Preston	4	2	4	5	5	3	4	4	6	4	41
Hayward House, Nottingham City Hospital	5	6	4	5	1	1	4	1	2	5	34

Data on this slide does not consider who completed the retrieval. It excludes SNOD referrals at these sites.

ERS - January 2025	
Approachable	179

Deferred:	96
Medical deferral at approach	3
Medical deferral at point of referral	2
Medical deferral during consent/ authorisation	18
NOK decline at site	1
NOK decline upon contact with NRC	31
NOK don't return call	18
Unable to contact NOK	23

Ocular Consent	83
----------------	----

Not Retrieved:	3
Missing information cannot be obtained despite c	1
No mortuary access	2



Unsuitable for Organs Referral Pathway

- Pilot is now running across three regions with plans to expand further

Unsuitable for organs referral	Apr-24	May-24	Jun-24	Jul-24	Aug-24	Sep-24	Oct-24	Nov-24	Dec-24	Jan-25	YTD
Total Referrals (Pilot)	0	0	0	0	0	0	0	69	68	60	197
Approachable	0	0	0	0	0	0	0	23	23	20	66
Ocular Consent	0	0	0	0	0	0	0	9	11	13	33
Ocular Donation	0	0	0	0	0	0	0	7	10	12	29
% Donated								10%	15%	20%	15%

Across the three pilot regions, minimum data sets are completed the SNODs and sent to the NRC. These are reviewed and approached\consented as appropriate by the NRC.

These referrals may have also come in via a different referral route e.g TRAD. The record within TissuePath is then updated. A limitation of the current system is that does not allow us to categorise which route to report each as.

As a result, all the ocular donations in the table above will be within the previous slides until this is rectified.

Deferrals

Deferral Reason (Ocular)	Apr-24	May-24	Jun-24	Jul-24	Aug-24	Sep-24	Oct-24	Nov-24	Dec-24	Jan-25	YTD	%
Medical deferral at point of referral	484	434	365	356	327	375	423	437	466	523	5252	49%
Medical deferral at approach	8	7	15	24	11	10	14	37	14	24	164	2%
Medical deferral during consent/ authorisat	21	21	18	18	21	12	22	20	25	43	221	2%
Unidentified deceased	1	0	0	0	0	0	1	0	0	0	2	0%
ODR Opt Out	18	26	21	20	13	14	31	25	29	29	226	2%
Known patient decision	17	13	17	20	11	9	10	9	14	8	128	1%
NOK decline upon contact with NRC	66	73	65	86	69	79	73	102	107	97	817	8%
No NOK	5	6	5	7	4	7	7	2	11	15	69	1%
NOK decline at site	49	52	57	45	68	51	73	68	89	93	645	6%
NOK don't return call	47	26	41	34	52	37	42	61	65	54	459	4%
NOK unaware of death	6	1	3	7	2	1	4	2	8	0	34	0%
Unable to contact NOK	45	38	54	42	33	35	44	54	73	65	483	5%
NRC Unable to facilitate (high referral numbe	0	7	10	5	1	2	0	2	1	4	32	0%
No capacity in NRC to approach	38	8	15	2	5	14	8	6	3	18	117	1%
NOK decline (but would consent if cornea on	0	0	1	0	1	1	1	0	0	1	5	0%
Retriever Unavailable - not yet consented	10	27	14	13	9	18	2	2	2	17	114	1%
Retriever unavailable - consented donor	1	2	4	0	0	0	5	4	2	5	23	0%
Late referral	26	38	34	20	16	24	39	32	39	40	308	3%
Missing information cannot be obtained des	46	83	54	54	36	58	73	65	90	113	672	6%
No capacity in NRC to chase missing informa	22	8	24	6	3	13	9	2	3	27	117	1%
No mortuary access	62	59	54	28	27	22	40	25	32	53	402	4%
Other	13	12	18	21	16	9	6	30	29	24	178	2%
SNOD Deferral	16	32	18	28	7	14	9	12	5	12	153	1%
Coroner refusal	1	5	2	3	4	1	3	0	3	2	24	0%
unable to contact or obtain ME decision	7	11	8	5	1	4	9	8	3	4	60	1%
Deferral post retrieval	0	0	0	1	1	4	2	3	2	1	14	0%
COVID-19 contact	0	0	0	0	0	0	0	0	0	0	0	0%
COVID-19 positive	0	0	0	0	0	0	0	0	0	0	0	0%
Total Deferrals (excl UoR)	1009	989	917	845	738	814	950	1008	1115	1272	10719	
Total Referrals (excl UoR)	1224	1182	1119	1059	954	1021	1195	1193	1312	1492	11751	
% Deferred (excl UoR)	82%	84%	82%	80%	77%	80%	79%	84%	85%	85%	91%	
Unsuitable for organs referral	444	511	471	479	459	495	487	405	400	455	4606	

Discards

- Increase in discard rates across most teams throughout December. This is thought to be impacted by a reduction in orders over the festive period, and the extra time corneas spent in organ culture media.

Outcome	Apr-24	May-24	Jun-24	Jul-24	Aug-24	Sep-24	Oct-24	Nov-24	Dec-24	YTD
Issued	321	304	320	313	304	318	394	303	271	2848
Discarded	94	85	87	103	128	91	87	67	117	859
In Stock	0	0	3	1	6	3	5	6	3	27
Total Eyes	415	389	410	417	438	412	486	376	391	3734
Discard Rate	22.7%	21.9%	21.2%	24.7%	29.2%	22.1%	17.9%	17.8%	29.9%	23.0%

Total Ocular Discards	Apr-24	May-24	Jun-24	Jul-24	Aug-24	Sep-24	Oct-24	Nov-24	Dec-24	YTD
Contaminated ocular	10	9	4	4	11	9	6	10	4	67
Corneal Opacities	5	2	6	0	7	4	3	9	9	45
Damaged Tissue	0	4	1	0	0	2	2	5	3	17
ECD low	22	28	16	28	23	26	16	10	21	190
Haemolysed Blood Sam	4	0	4	0	0	0	2	0	1	11
Medical Exclusion	14	16	10	16	49	25	21	14	26	191
Missing File	0	0	0	0	0	0	0	0	0	0
No Intial Blood Samp	0	0	4	0	0	1	4	0	0	9
Pack Fault	0	0	0	0	0	0	0	0	0	0
Pack Label Fault	0	0	0	0	0	0	0	0	0	0
Product out Time	4	3	3	2	1	0	2	2	0	17
Sample Quality	0	0	0	0	0	0	1	0	0	1
Serum Positive Blood	8	2	4	2	2	3	0	0	2	23
Storage Error	0	0	0	0	0	0	0	0	0	0
Visual Abnormality	0	2	4	11	11	6	4	1	10	49
Leaking Pack/Seal	0	0	0	0	0	0	1	0	0	1
Missing Unit	0	0	0	0	0	0	0	0	0	0
No Follow up Samp	0	0	0	2	0	0	0	0	0	2
No/Invalid Consent	0	0	0	0	0	0	0	0	0	0
Operator Error	0	2	0	0	0	0	0	0	2	4
Tissue Growth Hold	1	0	1	0	0	1	0	0	0	3
Insufficient Sample	0	0	0	0	1	0	4	4	8	17
DMEK Stripping Failu	0	0	0	0	0	0	0	0	0	0
DSAEK Precut Failure	2	4	3	1	5	4	4	2	4	29
RSHDS	0	0	0	0	0	0	0	0	0	0
Ocular Dead Cells	15	6	18	25	13	6	8	3	21	115
ByProduct	0	0	0	0	0	0	0	0	0	0
Ocular Cancelled Req	4	2	1	0	3	0	2	0	2	14
Ocular Proc Damage	5	3	6	11	2	1	3	3	4	38
Cornea To Thick for	0	0	0	0	0	3	0	0	0	3
No Medical Release	0	2	2	0	0	0	4	4	0	12
Total	94	85	87	103	128	91	87	67	117	859
Mean Age of Discards	69	69	71	73	71	72	72	70	69	