

Yorkshire Organ Donation Services Team

Organ Donation and Transplantation 2030: Meeting the Need

In 2024/25, from 134 consented donors the Yorkshire Organ Donation Services Team facilitated 99 actual solid organ donors resulting in 254 patients receiving a life-saving or life-changing transplant. Data obtained from the UK Transplant Registry.

In addition to the 99 proceeding donors there were 35 consented donors that did not proceed.

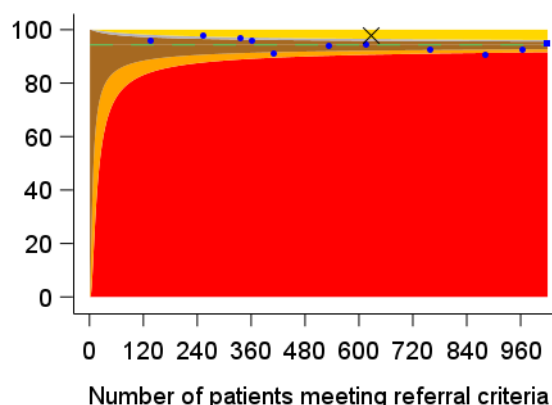
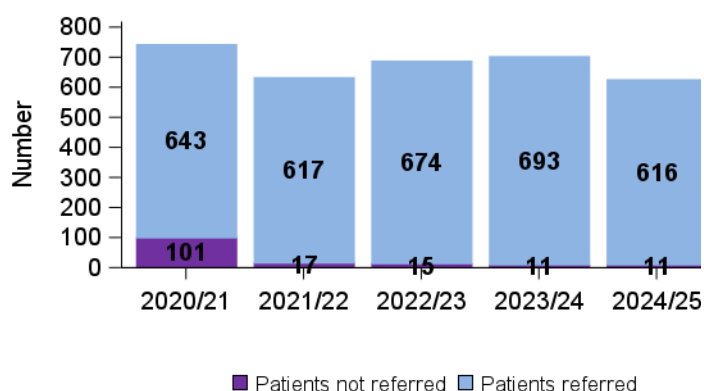
Best quality of care in organ donation

Referral of potential deceased organ donors

Goal: Every patient who meets the referral criteria should be identified and referred to NHS Blood and Transplant's Organ Donation Service

Aim: There should be no purple on the chart

Aim: The team (marked with a cross) should fall within Bronze, Silver, or Gold



X Team • Other teams --- UK rate

Gold Silver Bronze Amber Red

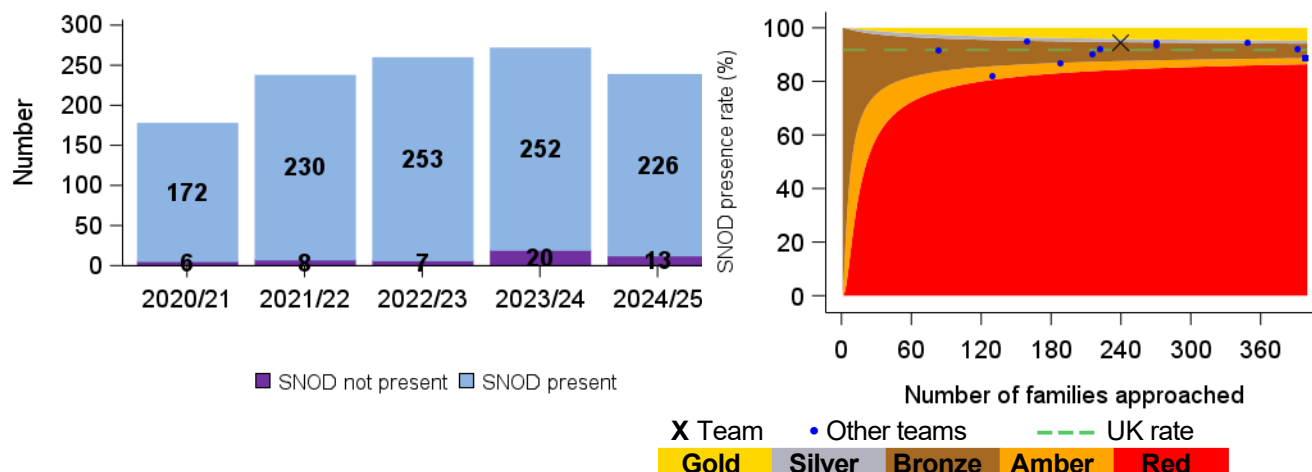
616 potential organ donors were referred to the team during 2024/25. There were 11 occasions where potential organ donors were not referred.

Presence of Specialist Nurse for Organ Donation

Goal: A Specialist Nurse for Organ Donation (SNOD) should be present during every organ donation discussion with families

Aim: There should be no purple on the chart

Aim: The team (marked with a cross) should fall within Bronze, Silver, or Gold



A SNOD was present for 226 organ donation discussions with families during 2024/25. There were 13 occasions where a SNOD was not present.

Further information

Further information on potential donors after brain death (DBD) and potential donors after circulatory death (DCD) within the region are shown below, including a UK comparison. Data obtained from the Potential Donor Audit (PDA).

Key numbers, rates and comparison with UK data, 1 April 2024 - 31 March 2025

	DBD		DCD		Deceased donors	
	Yorkshire	UK	Yorkshire	UK	Yorkshire	UK
Patients meeting organ donation referral criteria ¹	142	1883	525	5503	627	6880
Referred to Organ Donation Service	142	1859	514	5118	616	6486
<i>Referral rate %</i>	G 100%	99%	G 98%	93%	G 98%	94%
Neurological death tested	101	1356				
<i>Testing rate %</i>	B 71%	72%				
Eligible donors ²	95	1247	266	3735	361	4982
Medically suitable eligible donors ³	95	1247	161	2077	256	3324
Family approached	87	1084	152	1827	239	2911
Family approached of medically suitable eligible donor	87	1084	149	1799	236	2883
<i>% approached of medically suitable eligible</i>	B 92%	87%	S 93%	87%	G 92%	87%
Family approached and SNOD present	83	1050	143	1622	226	2672
<i>% of approaches where SNOD present</i>	B 95%	97%	S 94%	89%	B 95%	92%
Consent ascertained	49	743	70	970	119	1713
<i>Consent rate %</i>	A 56%	69%	B 46%	53%	A 50%	59%
- Expressed opt in	35	473	44	644	79	1117
- <i>Expressed opt in %</i>	92%	94%	83%	82%	87%	86%
- Deemed Consent	11	216	24	267	35	483
- <i>Deemed Consent %</i>	38%	57%	39%	43%	38%	48%
- Other*	3	54	2	59	5	113
- <i>Other* %</i>	50%	55%	12%	29%	22%	38%
Actual donors (PDA data)	48	694	48	703	96	1398
<i>% of consented donors that became actual donors</i>	98%	93%	69%	72%	81%	82%

¹ DBD - A patient with suspected neurological death

DCD - A patient in whom imminent death is anticipated, ie a patient receiving assisted ventilation, a clinical decision to withdraw treatment has been made and death is anticipated within 4 hours

² DBD - Death confirmed by neurological tests and no absolute contraindications to solid organ donation

DCD - Imminent death anticipated and treatment withdrawn with no absolute contraindications to solid organ donation

³ Medically suitable eligible donor - An eligible donor with no DCD exclusions and not deemed unsuitable by the screening process

* Includes patients where nation specific deemed criteria are not met and the patient has not expressed a donation decision in accordance with relevant legislation

Note that a patient that meets both the referral criteria for DBD and DCD organ donation is featured in both the DBD and DCD data but will only be counted once in the deceased donors total

Gold **Silver** **Bronze** **Amber** **Red**

For further information, including definitions, see the latest Potential Donor Audit report and up to date metrics via our Power BI reports at:
<https://www.odt.nhs.uk/statistics-and-reports/potential-donor-audit-report/>.