

South Central Organ Donation Services Team

Organ Donation and Transplantation 2030: Meeting the Need

In 2024/25, from 136 consented donors the South Central Organ Donation Services Team facilitated 95 actual solid organ donors resulting in 221 patients receiving a life-saving or life-changing transplant. Data obtained from the UK Transplant Registry.

In addition to the 95 proceeding donors there were 41 consented donors that did not proceed.

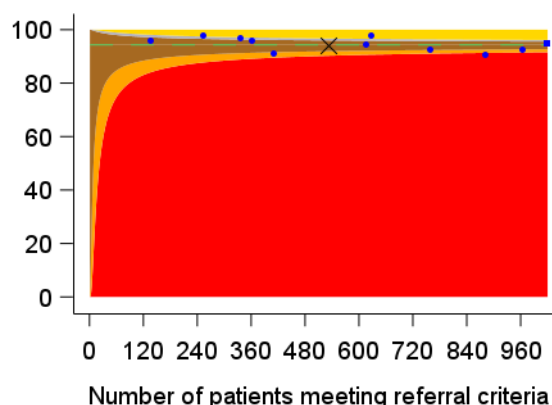
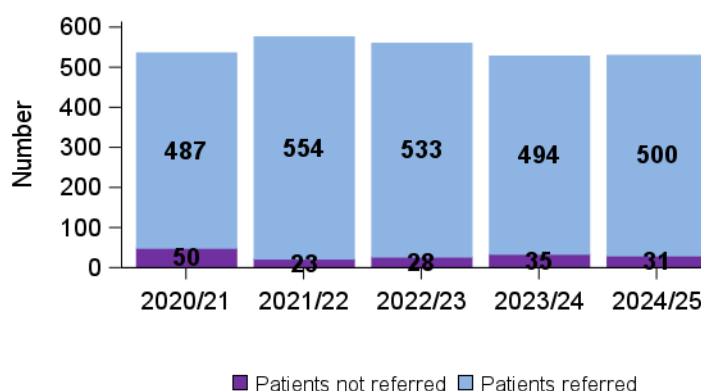
Best quality of care in organ donation

Referral of potential deceased organ donors

Goal: Every patient who meets the referral criteria should be identified and referred to NHS Blood and Transplant's Organ Donation Service

Aim: There should be no purple on the chart

Aim: The team (marked with a cross) should fall within Bronze, Silver, or Gold



X Team • Other teams --- UK rate
Gold Silver Bronze Amber Red

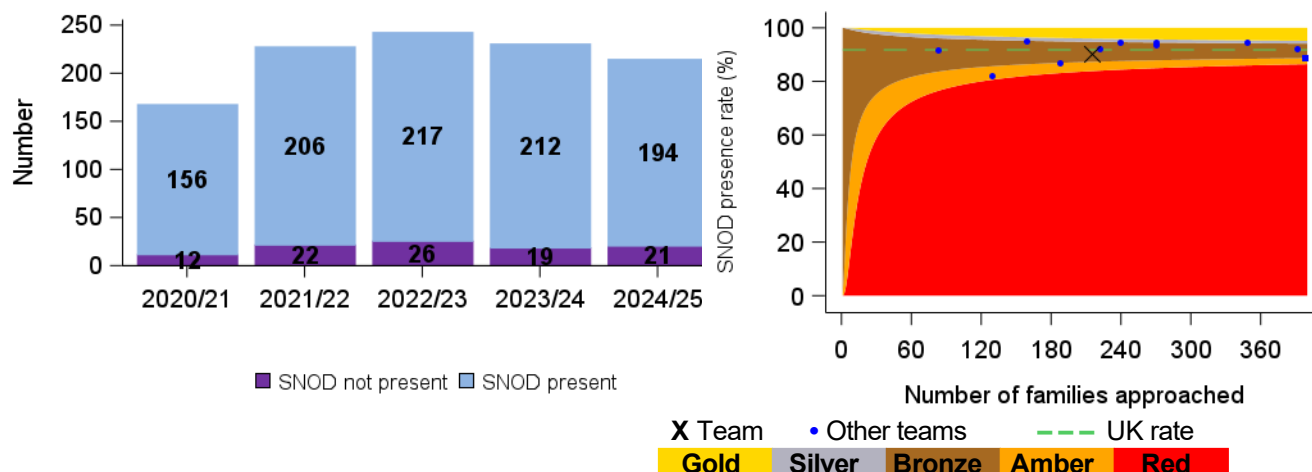
500 potential organ donors were referred to the team during 2024/25. There were 31 occasions where potential organ donors were not referred.

Presence of Specialist Nurse for Organ Donation

Goal: A Specialist Nurse for Organ Donation (SNOD) should be present during every organ donation discussion with families

Aim: There should be no purple on the chart

Aim: The team (marked with a cross) should fall within Bronze, Silver, or Gold



A SNOD was present for 194 organ donation discussions with families during 2024/25. There were 21 occasions where a SNOD was not present.

Further information

Further information on potential donors after brain death (DBD) and potential donors after circulatory death (DCD) within the region are shown below, including a UK comparison. Data obtained from the Potential Donor Audit (PDA).

Key numbers, rates and comparison with UK data, 1 April 2024 - 31 March 2025

	DBD		DCD		Deceased donors	
	South Central	UK	South Central	UK	South Central	UK
Patients meeting organ donation referral criteria ¹	126	1883	448	5503	531	6880
Referred to Organ Donation Service	126	1859	417	5118	500	6486
<i>Referral rate %</i>	G 100%	99%	B 93%	93%	B 94%	94%
Neurological death tested	83	1356				
<i>Testing rate %</i>	B 66%	72%				
Eligible donors ²	76	1247	318	3735	394	4982
Medically suitable eligible donors ³	76	1247	177	2077	253	3324
Family approached	69	1084	146	1827	215	2911
Family approached of medically suitable eligible donor	69	1084	146	1799	215	2883
<i>% approached of medically suitable eligible</i>	B 91%	87%	B 82%	87%	B 85%	87%
Family approached and SNOD present	67	1050	127	1622	194	2672
<i>% of approaches where SNOD present</i>	B 97%	97%	B 87%	89%	B 90%	92%
Consent ascertained	49	743	78	970	127	1713
<i>Consent rate %</i>	B 71%	69%	B 53%	53%	B 59%	59%
- Expressed opt in	35	473	50	644	85	1117
- <i>Expressed opt in %</i>	100%	94%	77%	82%	85%	86%
- Deemed Consent	8	216	23	267	31	483
- <i>Deemed Consent %</i>	32%	57%	47%	43%	42%	48%
- Other*	6	54	5	59	11	113
- <i>Other* %</i>	100%	55%	31%	29%	50%	38%
Actual donors (PDA data)	45	694	50	703	95	1398
<i>% of consented donors that became actual donors</i>	92%	93%	64%	72%	75%	82%

¹ DBD - A patient with suspected neurological death

DCD - A patient in whom imminent death is anticipated, ie a patient receiving assisted ventilation, a clinical decision to withdraw treatment has been made and death is anticipated within 4 hours

² DBD - Death confirmed by neurological tests and no absolute contraindications to solid organ donation

DCD - Imminent death anticipated and treatment withdrawn with no absolute contraindications to solid organ donation

³ Medically suitable eligible donor - An eligible donor with no DCD exclusions and not deemed unsuitable by the screening process

* Includes patients where nation specific deemed criteria are not met and the patient has not expressed a donation decision in accordance with relevant legislation

Note that a patient that meets both the referral criteria for DBD and DCD organ donation is featured in both the DBD and DCD data but will only be counted once in the deceased donors total

Gold **Silver** **Bronze** **Amber** **Red**

For further information, including definitions, see the latest Potential Donor Audit report and up to date metrics via our Power BI reports at:
<https://www.odt.nhs.uk/statistics-and-reports/potential-donor-audit-report/>.