

## Northern Organ Donation Services Team

### Organ Donation and Transplantation 2030: Meeting the Need

In 2024/25, from 102 consented donors the Northern Organ Donation Services Team facilitated 81 actual solid organ donors resulting in 203 patients receiving a life-saving or life-changing transplant. Data obtained from the UK Transplant Registry.

In addition to the 81 proceeding donors there were 21 consented donors that did not proceed.

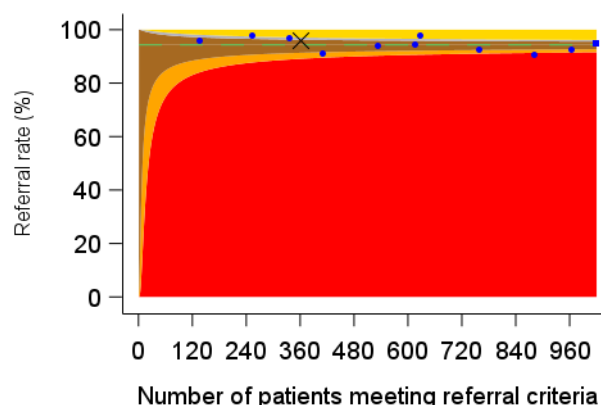
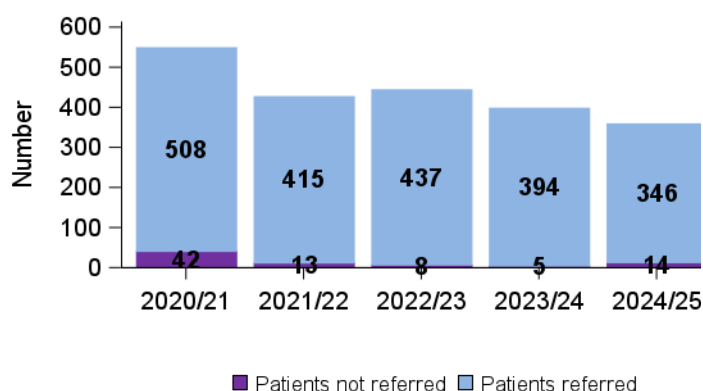
### Best quality of care in organ donation

#### Referral of potential deceased organ donors

**Goal: Every patient who meets the referral criteria should be identified and referred to NHS Blood and Transplant's Organ Donation Service**

**Aim: There should be no purple on the chart**

**Aim: The team (marked with a cross) should fall within Bronze, Silver, or Gold**



X Team • Other teams --- UK rate  
Gold Silver Bronze Amber Red

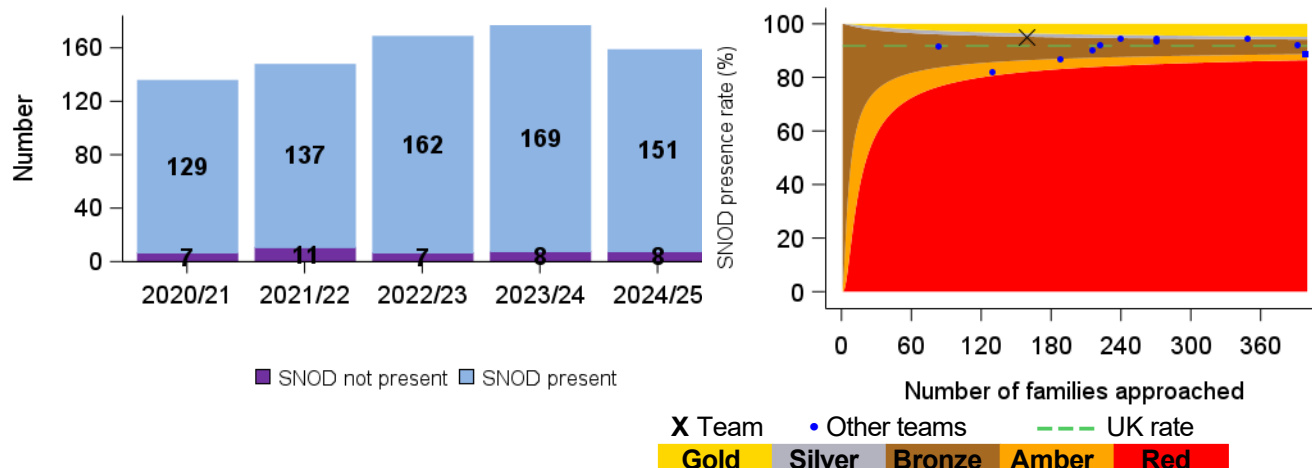
346 potential organ donors were referred to the team during 2024/25. There were 14 occasions where potential organ donors were not referred.

## Presence of Specialist Nurse for Organ Donation

**Goal: A Specialist Nurse for Organ Donation (SNOD) should be present during every organ donation discussion with families**

**Aim: There should be no purple on the chart**

**Aim: The team (marked with a cross) should fall within Bronze, Silver, or Gold**



A SNOD was present for 151 organ donation discussions with families during 2024/25. There were 8 occasions where a SNOD was not present.

## Further information

Further information on potential donors after brain death (DBD) and potential donors after circulatory death (DCD) within the region are shown below, including a UK comparison. Data obtained from the Potential Donor Audit (PDA).

Key numbers, rates and comparison with UK data, 1 April 2024 - 31 March 2025						
	DBD		DCD		Deceased donors	
	Northern	UK	Northern	UK	Northern	UK
Patients meeting organ donation referral criteria <sup>1</sup>	94	1883	284	5503	360	6880
Referred to Organ Donation Service	94	1859	270	5118	346	6486
Referral rate %	<b>G</b> 100%	99%	<b>B</b> 95%	93%	<b>B</b> 96%	94%
Neurological death tested	84	1356				
Testing rate %	<b>G</b> 89%	72%				
Eligible donors <sup>2</sup>	75	1247	207	3735	282	4982
Medically suitable eligible donors <sup>3</sup>	75	1247	101	2077	176	3324
Family approached	66	1084	93	1827	159	2911
Family approached of medically suitable eligible donor	66	1084	93	1799	159	2883
% approached of medically suitable eligible	<b>B</b> 88%	87%	<b>S</b> 92%	87%	<b>B</b> 90%	87%
Family approached and SNOD present	66	1050	85	1622	151	2672
% of approaches where SNOD present	<b>G</b> 100%	97%	<b>B</b> 91%	89%	<b>B</b> 95%	92%
Consent ascertained	51	743	50	970	101	1713
Consent rate %	<b>B</b> 77%	69%	<b>B</b> 54%	53%	<b>B</b> 64%	59%
- Expressed opt in	34	473	30	644	64	1117
- Expressed opt in %	94%	94%	88%	82%	91%	86%
- Deemed Consent	16	216	15	267	31	483
- Deemed Consent %	80%	57%	38%	43%	53%	48%
- Other*	1	54	5	59	6	113
- Other* %	20%	55%	42%	29%	35%	38%
Actual donors (PDA data)	48	694	34	703	82	1398
% of consented donors that became actual donors	94%	93%	68%	72%	81%	82%
<sup>1</sup> DBD - A patient with suspected neurological death DCD - A patient in whom imminent death is anticipated, ie a patient receiving assisted ventilation, a clinical decision to withdraw treatment has been made and death is anticipated within 4 hours						
<sup>2</sup> DBD - Death confirmed by neurological tests and no absolute contraindications to solid organ donation DCD - Imminent death anticipated and treatment withdrawn with no absolute contraindications to solid organ donation						
<sup>3</sup> Medically suitable eligible donor - An eligible donor with no DCD exclusions and not deemed unsuitable by the screening process						
* Includes patients where nation specific deemed criteria are not met and the patient has not expressed a donation decision in accordance with relevant legislation						
Note that a patient that meets both the referral criteria for DBD and DCD organ donation is featured in both the DBD and DCD data but will only be counted once in the deceased donors total						

Gold Silver Bronze Amber Red

For further information, including definitions, see the latest Potential Donor Audit report and up to date metrics via our Power BI reports at:  
<https://www.odt.nhs.uk/statistics-and-reports/potential-donor-audit-report/>.