

## Yorkshire Organ Donation Services Team

### Organ Donation and Transplantation 2030: Meeting the Need

In 2023/24, from 172 consented donors the Yorkshire Organ Donation Services Team facilitated 141 actual solid organ donors resulting in 373 patients receiving a life-saving or life-changing transplant. Data obtained from the UK Transplant Registry.

In addition to the 141 proceeding donors there were 31 consented donors that did not proceed.

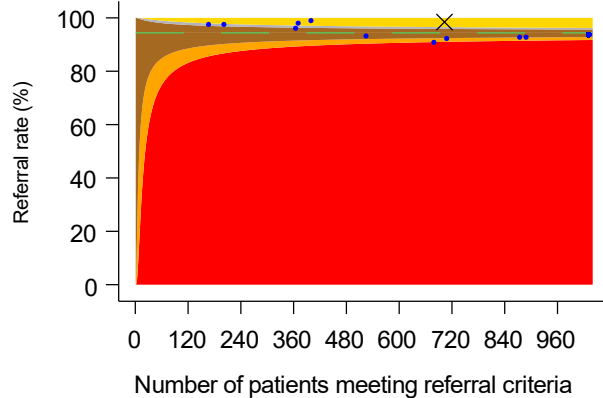
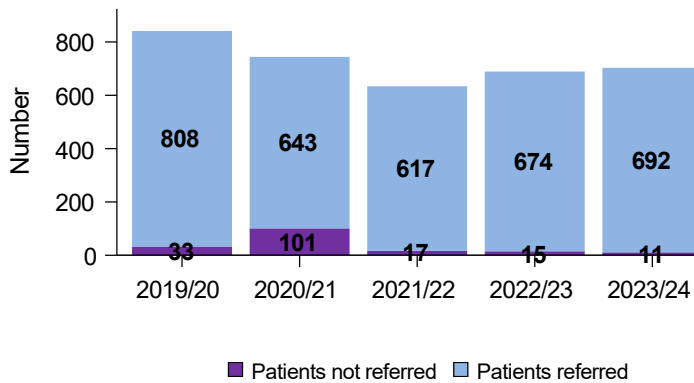
### Best quality of care in organ donation

#### Referral of potential deceased organ donors

**Goal: Every patient who meets the referral criteria should be identified and referred to NHS Blood and Transplant's Organ Donation Service**

**Aim: There should be no purple on the chart**

**Aim: The team (marked with a cross) should fall within Bronze, Silver, or Gold**



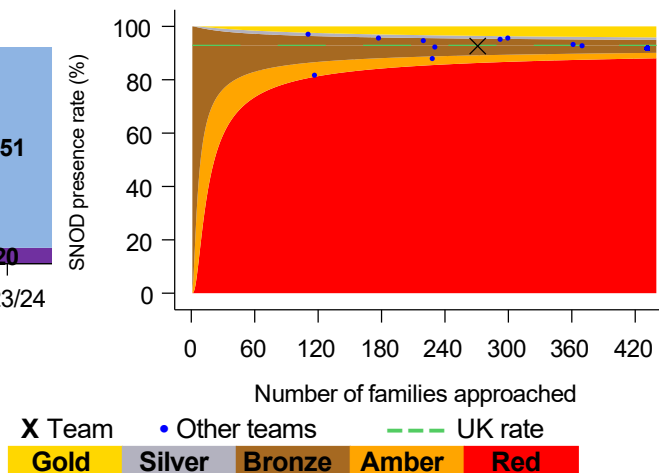
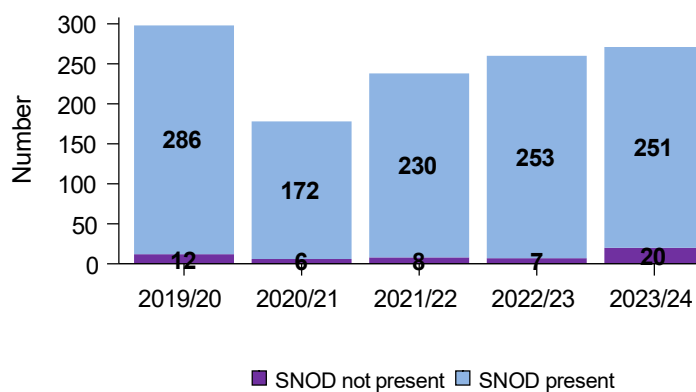
692 potential organ donors were referred to the team during 2023/24. There were 11 occasions where potential organ donors were not referred.

## Presence of Specialist Nurse for Organ Donation

**Goal: A Specialist Nurse for Organ Donation (SNOD) should be present during every organ donation discussion with families**

**Aim: There should be no purple on the chart**

**Aim: The team (marked with a cross) should fall within Bronze, Silver, or Gold**



A SNOD was present for 251 organ donation discussions with families during 2023/24. There were 20 occasions where a SNOD was not present.

## Further information

Further information on potential donors after brain death (DBD) and potential donors after circulatory death (DCD) within the region are shown below, including a UK comparison. Data obtained from the Potential Donor Audit (PDA).

	DBD		DCD		Deceased donors	
	Yorkshire	UK	Yorkshire	UK	Yorkshire	UK
Patients meeting organ donation referral criteria <sup>1</sup>	192	2029	570	5330	703	6910
Referred to Organ Donation Service	192	2017	559	4948	692	6521
<i>Referral rate %</i>	<b>G</b> 100%	99%	<b>G</b> 98%	93%	<b>G</b> 98%	94%
Neurological death tested	135	1534				
<i>Testing rate %</i>	<b>B</b> 70%	76%				
Eligible donors <sup>2</sup>	126	1426	296	3634	422	5060
Family approached	110	1259	161	1848	271	3107
Family approached and SNOD present	104	1215	147	1671	251	2886
<i>% of approaches where SNOD present</i>	<b>B</b> 95%	97%	<b>B</b> 91%	90%	<b>B</b> 93%	93%
Consent ascertained	74	858	90	1022	164	1880
<i>Consent rate %</i>	<b>B</b> 67%	68%	<b>B</b> 56%	55%	<b>B</b> 61%	61%
- Expressed opt in	51	533	55	636	106	1169
- <i>Expressed opt in %</i>	91%	95%	86%	85%	88%	89%
- Deemed Consent	18	246	30	323	48	569
- <i>Deemed Consent %</i>	51%	58%	47%	47%	49%	51%
- Other*	5	78	5	63	10	141
- <i>Other* %</i>	39%	52%	36%	34%	37%	42%
Actual donors (PDA data)	69	788	71	710	140	1498
<i>% of consented donors that became actual donors</i>	93%	92%	79%	69%	85%	80%

<sup>1</sup> DBD - A patient with suspected neurological death  
DCD - A patient in whom imminent death is anticipated, ie a patient receiving assisted ventilation, a clinical decision to withdraw treatment has been made and death is anticipated within 4 hours

<sup>2</sup> DBD - Death confirmed by neurological tests and no absolute contraindications to solid organ donation  
DCD - Imminent death anticipated and treatment withdrawn with no absolute contraindications to solid organ donation

\* Includes patients where nation specific deemed criteria are not met and the patient has not expressed a donation decision in accordance with relevant legislation

Note that a patient that meets both the referral criteria for DBD and DCD organ donation is featured in both the DBD and DCD data but will only be counted once in the deceased donors total

**Gold** **Silver** **Bronze** **Amber** **Red**

For further information, including definitions, see the latest Potential Donor Audit report and up to date metrics via our Power BI reports at:

<https://www.odt.nhs.uk/statistics-and-reports/potential-donor-audit-report/>.