

South Wales Organ Donation Services Team

Organ Donation and Transplantation 2030: Meeting the Need

In 2023/24, from 62 consented donors the South Wales Organ Donation Services Team facilitated 46 actual solid organ donors resulting in 108 patients receiving a life-saving or life-changing transplant. Data obtained from the UK Transplant Registry.

In addition to the 46 proceeding donors there were 16 consented donors that did not proceed.

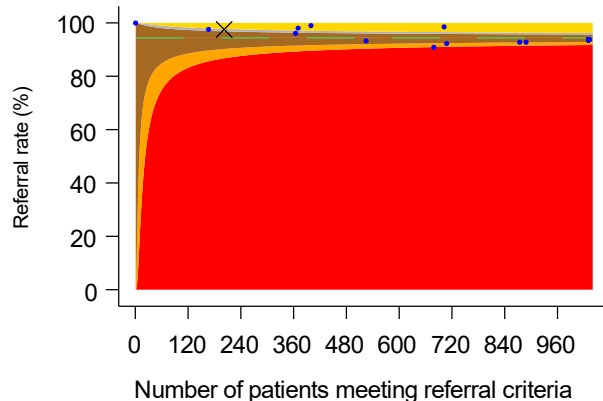
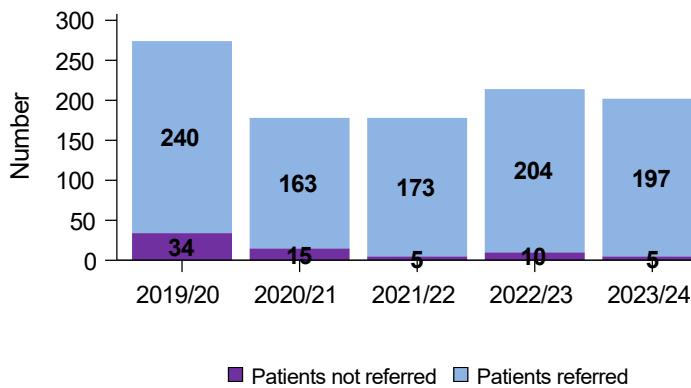
Best quality of care in organ donation

Referral of potential deceased organ donors

Goal: Every patient who meets the referral criteria should be identified and referred to NHS Blood and Transplant's Organ Donation Service

Aim: There should be no purple on the chart

Aim: The team (marked with a cross) should fall within Bronze, Silver, or Gold



X Team • Other teams - - - UK rate

Gold Silver Bronze Amber Red

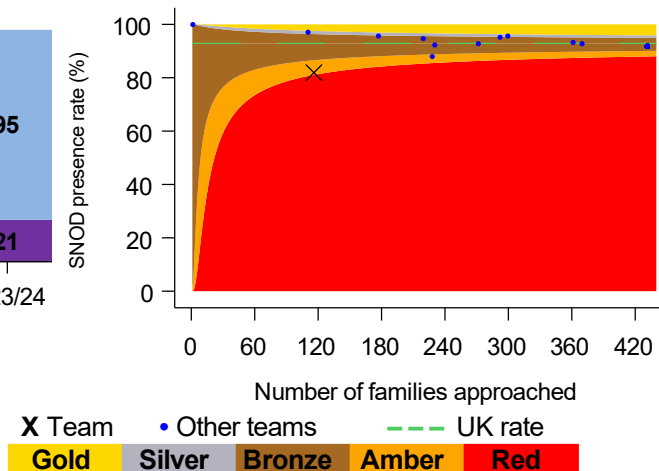
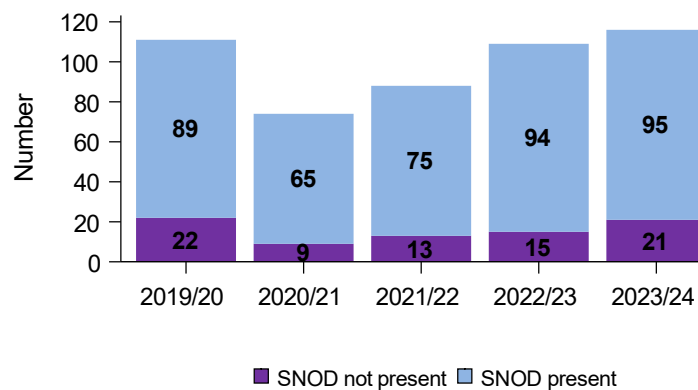
197 potential organ donors were referred to the team during 2023/24. There were 5 occasions where potential organ donors were not referred.

Presence of Specialist Nurse for Organ Donation

Goal: A Specialist Nurse for Organ Donation (SNOD) should be present during every organ donation discussion with families

Aim: There should be no purple on the chart

Aim: The team (marked with a cross) should fall within Bronze, Silver, or Gold



A SNOD was present for 95 organ donation discussions with families during 2023/24. There were 21 occasions where a SNOD was not present.

Further information

Further information on potential donors after brain death (DBD) and potential donors after circulatory death (DCD) within the region are shown below, including a UK comparison. Data obtained from the Potential Donor Audit (PDA).

	DBD		DCD		Deceased donors South	
	South Wales	UK	South Wales	UK	Wales	UK
Patients meeting organ donation referral criteria ¹	77	2029	135	5331	202	6911
Referred to Organ Donation Service	76	2017	130	4949	197	6522
<i>Referral rate %</i>	B 99%	99%	S 96%	93%	S 98%	94%
Neurological death tested	63	1534				
<i>Testing rate %</i>	B 82%	76%				
Eligible donors ²	60	1426	109	3635	169	5061
Family approached	54	1259	62	1849	116	3108
Family approached and SNOD present	48	1215	47	1672	95	2887
<i>% of approaches where SNOD present</i>	B 89%	97%	A 76%	90%	A 82%	93%
Consent ascertained	32	858	29	1023	61	1881
<i>Consent rate %</i>	B 59%	68%	B 47%	55%	B 53%	61%
- Expressed opt in	22	533	18	637	40	1170
- <i>Expressed opt in %</i>	100%	95%	82%	85%	91%	89%
- Deemed Consent	9	246	8	323	17	569
- <i>Deemed Consent %</i>	50%	58%	38%	47%	44%	51%
- Other*	1	78	3	63	4	141
- <i>Other* %</i>	20%	52%	43%	34%	33%	42%
Actual donors (PDA data)	29	788	17	710	46	1499
<i>% of consented donors that became actual donors</i>	91%	92%	59%	69%	75%	80%

¹ DBD - A patient with suspected neurological death
DCD - A patient in whom imminent death is anticipated, ie a patient receiving assisted ventilation, a clinical decision to withdraw treatment has been made and death is anticipated within 4 hours

² DBD - Death confirmed by neurological tests and no absolute contraindications to solid organ donation
DCD - Imminent death anticipated and treatment withdrawn with no absolute contraindications to solid organ donation

* Includes patients where nation specific deemed criteria are not met and the patient has not expressed a donation decision in accordance with relevant legislation

Note that a patient that meets both the referral criteria for DBD and DCD organ donation is featured in both the DBD and DCD data but will only be counted once in the deceased donors total

Gold **Silver** **Bronze** **Amber** **Red**

For further information, including definitions, see the latest Potential Donor Audit report and up to date metrics via our Power BI reports at:

<https://www.odt.nhs.uk/statistics-and-reports/potential-donor-audit-report/>.