

South East Organ Donation Services Team

Organ Donation and Transplantation 2030: Meeting the Need

In 2023/24, from 212 consented donors the South East Organ Donation Services Team facilitated 163 actual solid organ donors resulting in 381 patients receiving a life-saving or life-changing transplant. Data obtained from the UK Transplant Registry.

In addition to the 163 proceeding donors there were 49 consented donors that did not proceed.

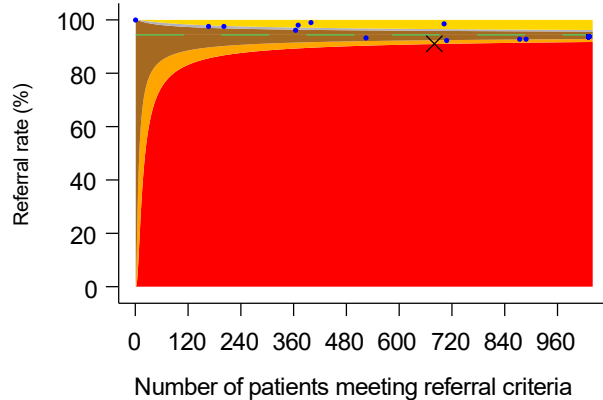
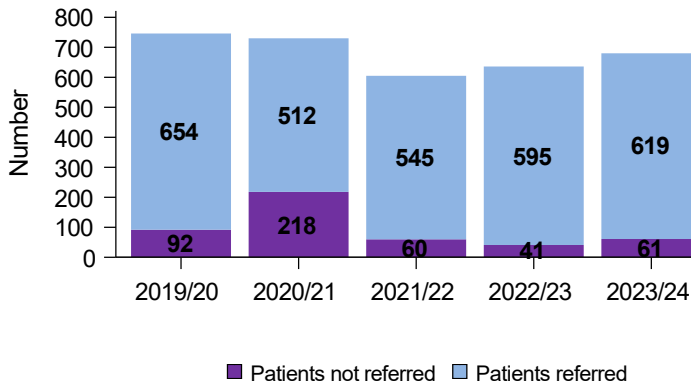
Best quality of care in organ donation

Referral of potential deceased organ donors

Goal: Every patient who meets the referral criteria should be identified and referred to NHS Blood and Transplant's Organ Donation Service

Aim: There should be no purple on the chart

Aim: The team (marked with a cross) should fall within Bronze, Silver, or Gold



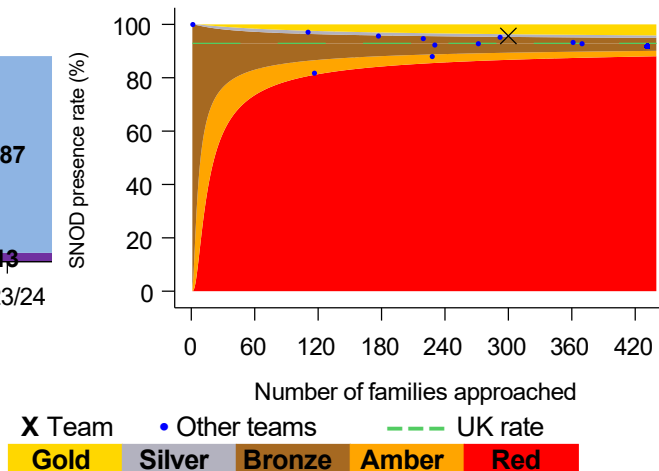
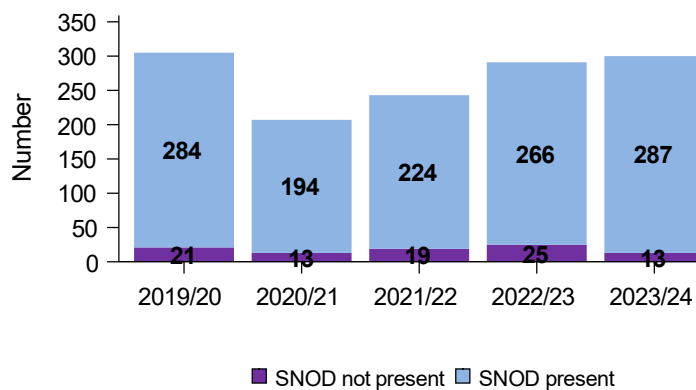
619 potential organ donors were referred to the team during 2023/24. There were 61 occasions where potential organ donors were not referred.

Presence of Specialist Nurse for Organ Donation

Goal: A Specialist Nurse for Organ Donation (SNOD) should be present during every organ donation discussion with families

Aim: There should be no purple on the chart

Aim: The team (marked with a cross) should fall within Bronze, Silver, or Gold



A SNOD was present for 287 organ donation discussions with families during 2023/24. There were 13 occasions where a SNOD was not present.

Further information

Further information on potential donors after brain death (DBD) and potential donors after circulatory death (DCD) within the region are shown below, including a UK comparison. Data obtained from the Potential Donor Audit (PDA).

	DBD		DCD		Deceased donors South	
	South East	UK	South East	UK	East	UK
Patients meeting organ donation referral criteria ¹	196	2029	524	5331	680	6911
Referred to Organ Donation Service	195	2017	463	4949	619	6522
<i>Referral rate %</i>	B 99%	99%	R 88%	93%	A 91%	94%
Neurological death tested	145	1534				
<i>Testing rate %</i>	B 74%	76%				
Eligible donors ²	133	1426	366	3635	499	5061
Family approached	116	1259	184	1849	300	3108
Family approached and SNOD present	115	1215	172	1672	287	2887
<i>% of approaches where SNOD present</i>	S 99%	97%	B 93%	90%	S 96%	93%
Consent ascertained	83	858	116	1023	199	1881
<i>Consent rate %</i>	B 72%	68%	S 63%	55%	S 66%	61%
- Expressed opt in	54	533	75	637	129	1170
- <i>Expressed opt in %</i>	100%	95%	87%	85%	92%	89%
- Deemed Consent	27	246	33	323	60	569
- <i>Deemed Consent %</i>	60%	58%	49%	47%	54%	51%
- Other*	2	78	8	63	10	141
- <i>Other* %</i>	40%	52%	44%	34%	44%	42%
Actual donors (PDA data)	77	788	87	710	164	1499
<i>% of consented donors that became actual donors</i>	93%	92%	75%	69%	82%	80%

¹ DBD - A patient with suspected neurological death
DCD - A patient in whom imminent death is anticipated, ie a patient receiving assisted ventilation, a clinical decision to withdraw treatment has been made and death is anticipated within 4 hours

² DBD - Death confirmed by neurological tests and no absolute contraindications to solid organ donation
DCD - Imminent death anticipated and treatment withdrawn with no absolute contraindications to solid organ donation

* Includes patients where nation specific deemed criteria are not met and the patient has not expressed a donation decision in accordance with relevant legislation

Note that a patient that meets both the referral criteria for DBD and DCD organ donation is featured in both the DBD and DCD data but will only be counted once in the deceased donors total

Gold **Silver** **Bronze** **Amber** **Red**

For further information, including definitions, see the latest Potential Donor Audit report and up to date metrics via our Power BI reports at:

<https://www.odt.nhs.uk/statistics-and-reports/potential-donor-audit-report/>.