

## South Central Organ Donation Services Team

### Organ Donation and Transplantation 2030: Meeting the Need

In 2023/24, from 157 consented donors the South Central Organ Donation Services Team facilitated 119 actual solid organ donors resulting in 291 patients receiving a life-saving or life-changing transplant. Data obtained from the UK Transplant Registry.

In addition to the 119 proceeding donors there were 38 consented donors that did not proceed.

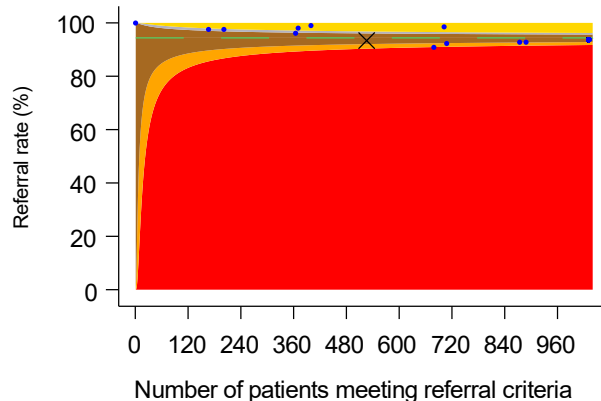
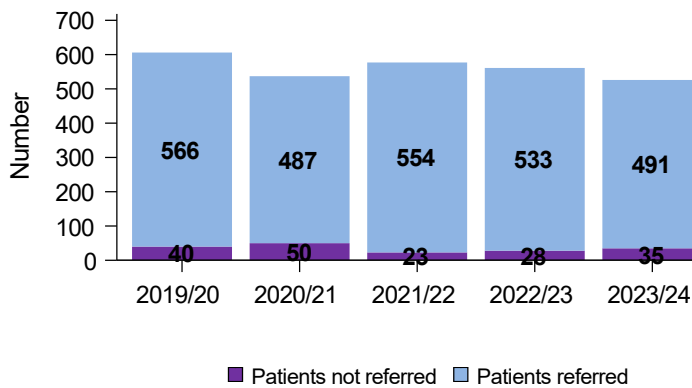
### Best quality of care in organ donation

#### Referral of potential deceased organ donors

**Goal: Every patient who meets the referral criteria should be identified and referred to NHS Blood and Transplant's Organ Donation Service**

**Aim: There should be no purple on the chart**

**Aim: The team (marked with a cross) should fall within Bronze, Silver, or Gold**



X Team • Other teams --- UK rate  
Gold Silver Bronze Amber Red

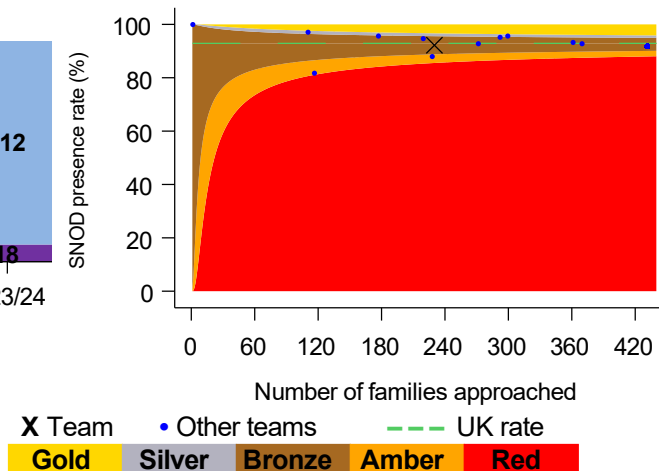
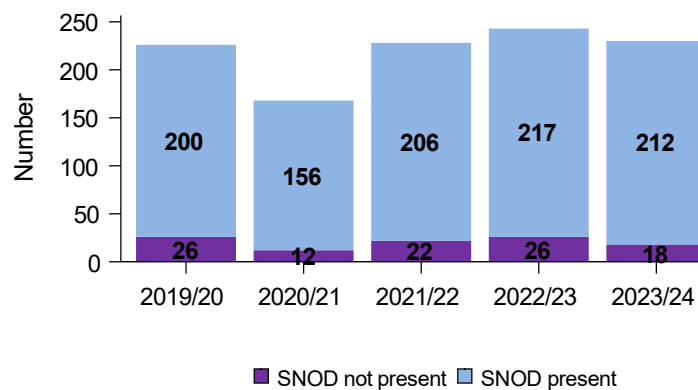
491 potential organ donors were referred to the team during 2023/24. There were 35 occasions where potential organ donors were not referred.

## Presence of Specialist Nurse for Organ Donation

**Goal: A Specialist Nurse for Organ Donation (SNOD) should be present during every organ donation discussion with families**

**Aim: There should be no purple on the chart**

**Aim: The team (marked with a cross) should fall within Bronze, Silver, or Gold**



A SNOD was present for 212 organ donation discussions with families during 2023/24. There were 18 occasions where a SNOD was not present.

## Further information

Further information on potential donors after brain death (DBD) and potential donors after circulatory death (DCD) within the region are shown below, including a UK comparison. Data obtained from the Potential Donor Audit (PDA).

	DBD		DCD		Deceased donors South	
	South Central	UK	South Central	UK	Central	UK
Patients meeting organ donation referral criteria <sup>1</sup>	142	2029	417	5331	526	6911
Referred to Organ Donation Service	142	2017	382	4949	491	6522
<i>Referral rate %</i>	<b>G</b> 100%	99%	<b>B</b> 92%	93%	<b>B</b> 93%	94%
Neurological death tested	109	1534				
<i>Testing rate %</i>	<b>B</b> 77%	76%				
Eligible donors <sup>2</sup>	100	1426	296	3635	396	5061
Family approached	96	1259	134	1849	230	3108
Family approached and SNOD present	95	1215	117	1672	212	2887
<i>% of approaches where SNOD present</i>	<b>S</b> 99%	97%	<b>B</b> 87%	90%	<b>B</b> 92%	93%
Consent ascertained	74	858	72	1023	146	1881
<i>Consent rate %</i>	<b>S</b> 77%	68%	<b>B</b> 54%	55%	<b>B</b> 63%	61%
- Expressed opt in	51	533	45	637	96	1170
- <i>Expressed opt in %</i>	94%	95%	83%	85%	89%	89%
- Deemed Consent	16	246	24	323	40	569
- <i>Deemed Consent %</i>	55%	58%	51%	47%	53%	51%
- Other*	7	78	3	63	10	141
- <i>Other* %</i>	78%	52%	27%	34%	50%	42%
Actual donors (PDA data)	70	788	48	710	118	1499
<i>% of consented donors that became actual donors</i>	95%	92%	67%	69%	81%	80%

<sup>1</sup> DBD - A patient with suspected neurological death  
DCD - A patient in whom imminent death is anticipated, ie a patient receiving assisted ventilation, a clinical decision to withdraw treatment has been made and death is anticipated within 4 hours

<sup>2</sup> DBD - Death confirmed by neurological tests and no absolute contraindications to solid organ donation  
DCD - Imminent death anticipated and treatment withdrawn with no absolute contraindications to solid organ donation

\* Includes patients where nation specific deemed criteria are not met and the patient has not expressed a donation decision in accordance with relevant legislation

Note that a patient that meets both the referral criteria for DBD and DCD organ donation is featured in both the DBD and DCD data but will only be counted once in the deceased donors total

**Gold** **Silver** **Bronze** **Amber** **Red**

For further information, including definitions, see the latest Potential Donor Audit report and up to date metrics via our Power BI reports at:

<https://www.odt.nhs.uk/statistics-and-reports/potential-donor-audit-report/>.