

Scotland Organ Donation Services Team

Organ Donation and Transplantation 2030: Meeting the Need

In 2023/24, from 148 authorised donors the Scotland Organ Donation Services Team facilitated 120 actual solid organ donors resulting in 336 patients receiving a life-saving or life-changing transplant. Data obtained from the UK Transplant Registry.

In addition to the 120 proceeding donors there were 28 authorised donors that did not proceed.

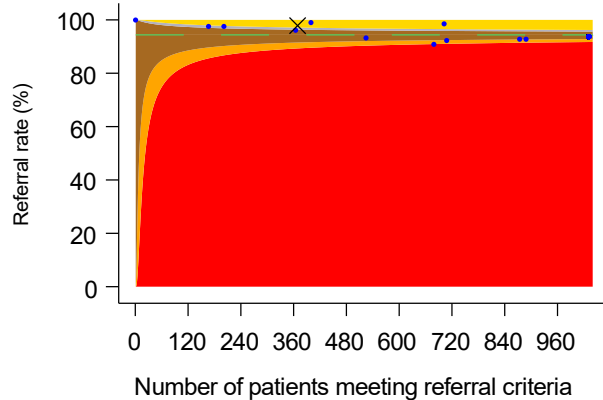
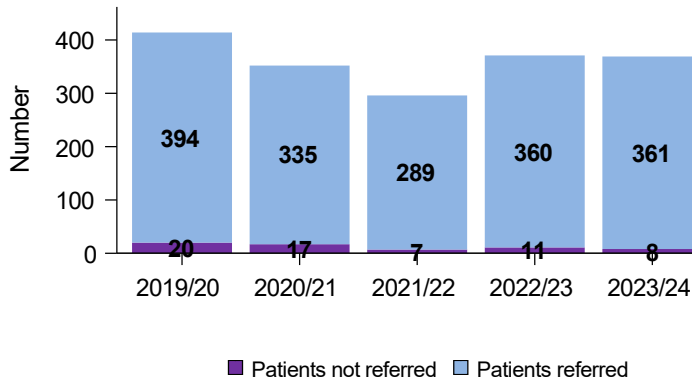
Best quality of care in organ donation

Referral of potential deceased organ donors

Goal: Every patient who meets the referral criteria should be identified and referred to NHS Blood and Transplant's Organ Donation Service

Aim: There should be no purple on the chart

Aim: The team (marked with a cross) should fall within Bronze, Silver, or Gold



X Team • Other teams - - - UK rate
Gold **Silver** **Bronze** **Amber** **Red**

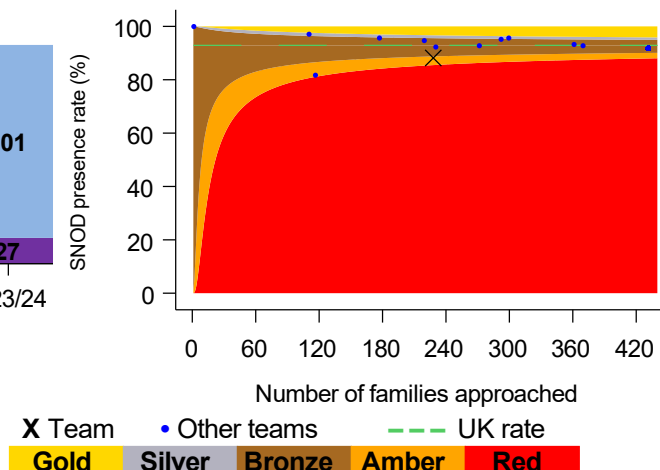
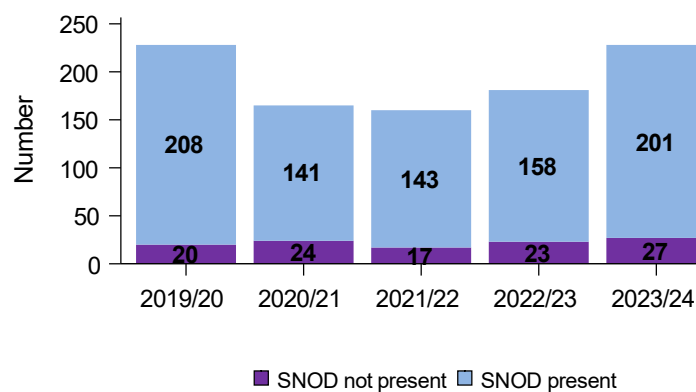
361 potential organ donors were referred to the team during 2023/24. There were 8 occasions where potential organ donors were not referred.

Presence of Specialist Nurse for Organ Donation

Goal: A Specialist Nurse for Organ Donation (SNOD) should be present during every organ donation discussion with families

Aim: There should be no purple on the chart

Aim: The team (marked with a cross) should fall within Bronze, Silver, or Gold



A SNOD was present for 201 organ donation discussions with families during 2023/24. There were 27 occasions where a SNOD was not present.

Further information

Further information on potential donors after brain death (DBD) and potential donors after circulatory death (DCD) within the region are shown below, including a UK comparison. Data obtained from the Potential Donor Audit (PDA).

	DBD		DCD		Deceased donors	
	Scotland	UK	Scotland	UK	Scotland	UK
Patients meeting organ donation referral criteria ¹	143	2029	254	5331	369	6911
Referred to Organ Donation Service	142	2017	247	4949	361	6522
<i>Referral rate %</i>	B 99%	99%	G 97%	93%	G 98%	94%
Neurological death tested	113	1534				
<i>Testing rate %</i>	B 79%	76%				
Eligible donors ²	105	1426	199	3635	304	5061
Family approached	95	1259	133	1849	228	3108
Family approached and SNOD present	88	1215	113	1672	201	2887
<i>% of approaches where SNOD present</i>	B 93%	97%	B 85%	90%	A 88%	93%
Authorisation ascertained	70	858	69	1023	139	1881
<i>Authorisation rate %</i>	B 74%	68%	B 52%	55%	B 61%	61%
- Expressed opt in	38	533	32	637	70	1170
- <i>Expressed opt in %</i>	95%	95%	71%	85%	82%	89%
- Deemed Authorisation	20	246	27	323	47	569
- <i>Deemed Authorisation %</i>	69%	58%	59%	47%	63%	51%
- Other*	12	78	10	63	22	141
- <i>Other* %</i>	86%	52%	48%	34%	63%	42%
Actual donors (PDA data)	65	788	52	710	117	1499
<i>% of authorised donors that became actual donors</i>	93%	92%	75%	69%	84%	80%

¹ DBD - A patient with suspected neurological death
DCD - A patient in whom imminent death is anticipated, ie a patient receiving assisted ventilation, a clinical decision to withdraw treatment has been made and death is anticipated within 4 hours

² DBD - Death confirmed by neurological tests and no absolute contraindications to solid organ donation
DCD - Imminent death anticipated and treatment withdrawn with no absolute contraindications to solid organ donation

* Includes patients where nation specific deemed criteria are not met and the patient has not expressed a donation decision in accordance with relevant legislation

Note that a patient that meets both the referral criteria for DBD and DCD organ donation is featured in both the DBD and DCD data but will only be counted once in the deceased donors total

Gold **Silver** **Bronze** **Amber** **Red**

For further information, including definitions, see the latest Potential Donor Audit report and up to date metrics via our Power BI reports at:
<https://www.odt.nhs.uk/statistics-and-reports/potential-donor-audit-report/>.