

Northern Ireland Organ Donation Services Team

Organ Donation and Transplantation 2030: Meeting the Need

In 2023/24, from 74 consented donors the Northern Ireland Organ Donation Services Team facilitated 64 actual solid organ donors resulting in 168 patients receiving a life-saving or life-changing transplant. Data obtained from the UK Transplant Registry.

In addition to the 64 proceeding donors there were 10 consented donors that did not proceed.

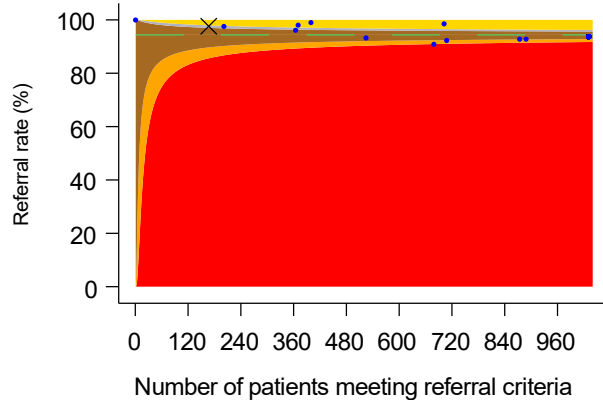
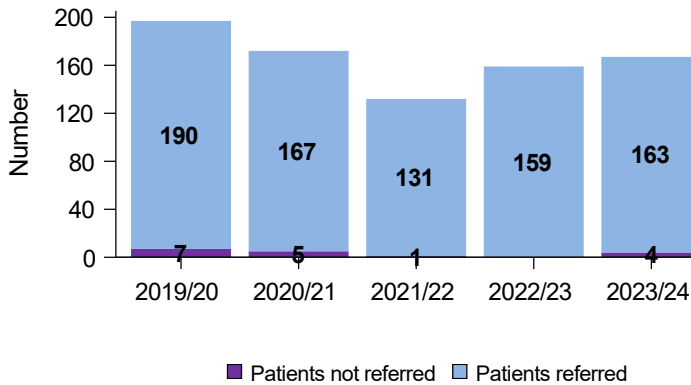
Best quality of care in organ donation

Referral of potential deceased organ donors

Goal: Every patient who meets the referral criteria should be identified and referred to NHS Blood and Transplant's Organ Donation Service

Aim: There should be no purple on the chart

Aim: The team (marked with a cross) should fall within Bronze, Silver, or Gold



X Team • Other teams --- UK rate
Gold Silver Bronze Amber Red

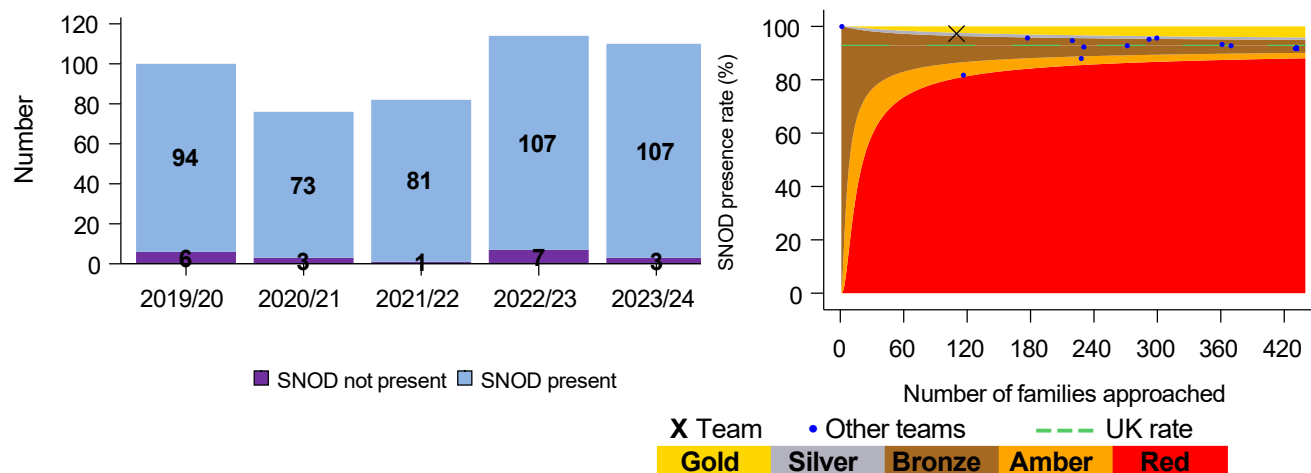
163 potential organ donors were referred to the team during 2023/24. There were 4 occasions where potential organ donors were not referred.

Presence of Specialist Nurse for Organ Donation

Goal: A Specialist Nurse for Organ Donation (SNOD) should be present during every organ donation discussion with families

Aim: There should be no purple on the chart

Aim: The team (marked with a cross) should fall within Bronze, Silver, or Gold



A SNOD was present for 107 organ donation discussions with families during 2023/24. There were 3 occasions where a SNOD was not present.

Further information

Further information on potential donors after brain death (DBD) and potential donors after circulatory death (DCD) within the region are shown below, including a UK comparison. Data obtained from the Potential Donor Audit (PDA).

	DBD		DCD		Deceased donors	
	Northern Ireland	UK	Northern Ireland	UK	Northern Ireland	UK
Patients meeting organ donation referral criteria ¹	81	2029	94	5331	167	6911
Referred to Organ Donation Service	80	2017	90	4949	163	6522
<i>Referral rate %</i>	B 99%	99%	B 96%	93%	S 98%	94%
Neurological death tested	62	1534				
<i>Testing rate %</i>	B 77%	76%				
Eligible donors ²	57	1426	71	3635	128	5061
Family approached	55	1259	55	1849	110	3108
Family approached and SNOD present	54	1215	53	1672	107	2887
<i>% of approaches where SNOD present</i>	B 98%	97%	S 96%	90%	S 97%	93%
Consent ascertained	37	858	36	1023	73	1881
<i>Consent rate %</i>	B 67%	68%	B 65%	55%	B 66%	61%
- Expressed opt in	25	533	25	637	50	1170
- <i>Expressed opt in %</i>	89%	95%	93%	85%	91%	89%
- Deemed Consent	5	246	9	323	14	569
- <i>Deemed Consent %</i>	56%	58%	64%	47%	61%	51%
- Other*	7	78	2	63	9	141
- <i>Other* %</i>	54%	52%	20%	34%	39%	42%
Actual donors (PDA data)	34	788	30	710	64	1499
<i>% of consented donors that became actual donors</i>	92%	92%	83%	69%	88%	80%

¹ DBD - A patient with suspected neurological death
DCD - A patient in whom imminent death is anticipated, ie a patient receiving assisted ventilation, a clinical decision to withdraw treatment has been made and death is anticipated within 4 hours

² DBD - Death confirmed by neurological tests and no absolute contraindications to solid organ donation
DCD - Imminent death anticipated and treatment withdrawn with no absolute contraindications to solid organ donation

* Includes patients where nation specific deemed criteria are not met and the patient has not expressed a donation decision in accordance with relevant legislation

Note that a patient that meets both the referral criteria for DBD and DCD organ donation is featured in both the DBD and DCD data but will only be counted once in the deceased donors total

Gold **Silver** **Bronze** **Amber** **Red**

For further information, including definitions, see the latest Potential Donor Audit report and up to date metrics via our Power BI reports at:

<https://www.odt.nhs.uk/statistics-and-reports/potential-donor-audit-report/>.