

Northern Organ Donation Services Team

Organ Donation and Transplantation 2030: Meeting the Need

In 2023/24, from 118 consented donors the Northern Organ Donation Services Team facilitated 91 actual solid organ donors resulting in 222 patients receiving a life-saving or life-changing transplant. Data obtained from the UK Transplant Registry.

In addition to the 91 proceeding donors there were 27 consented donors that did not proceed.

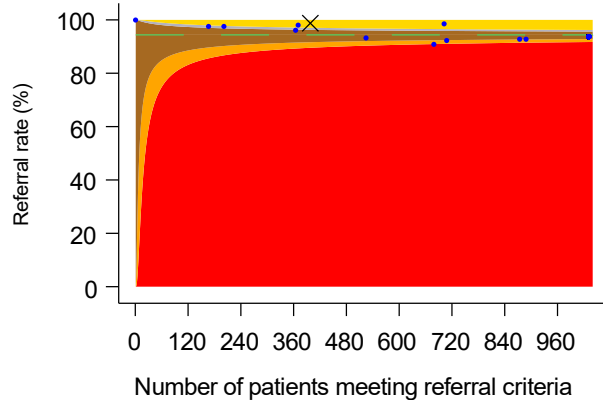
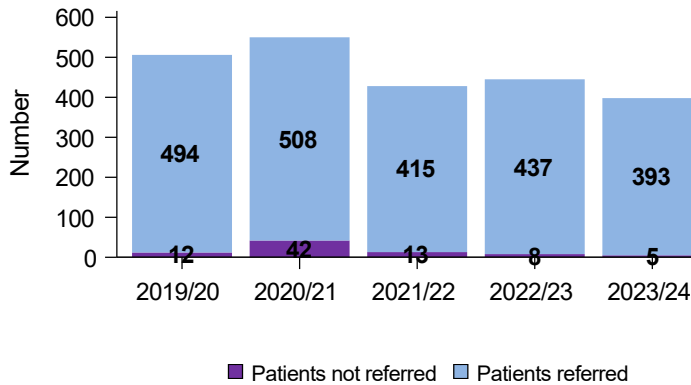
Best quality of care in organ donation

Referral of potential deceased organ donors

Goal: Every patient who meets the referral criteria should be identified and referred to NHS Blood and Transplant's Organ Donation Service

Aim: There should be no purple on the chart

Aim: The team (marked with a cross) should fall within Bronze, Silver, or Gold



X Team • Other teams - - - UK rate
Gold **Silver** **Bronze** **Amber** **Red**

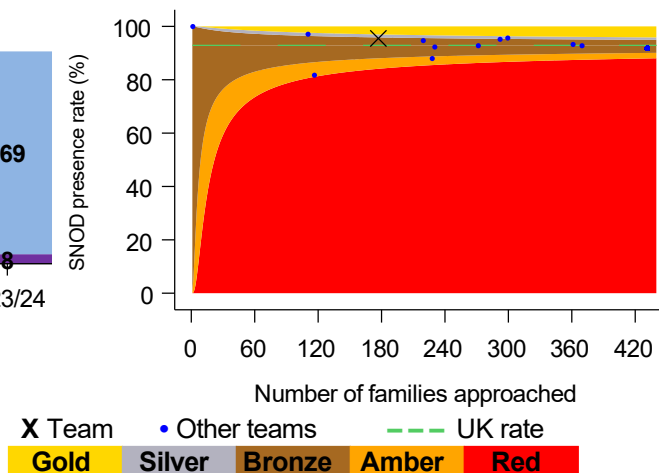
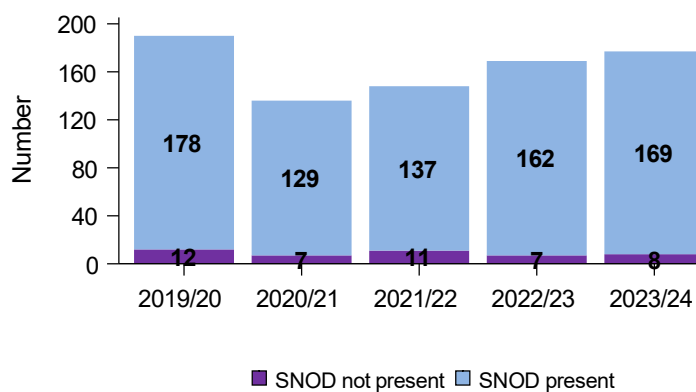
393 potential organ donors were referred to the team during 2023/24. There were 5 occasions where potential organ donors were not referred.

Presence of Specialist Nurse for Organ Donation

Goal: A Specialist Nurse for Organ Donation (SNOD) should be present during every organ donation discussion with families

Aim: There should be no purple on the chart

Aim: The team (marked with a cross) should fall within Bronze, Silver, or Gold



A SNOD was present for 169 organ donation discussions with families during 2023/24. There were 8 occasions where a SNOD was not present.

Further information

Further information on potential donors after brain death (DBD) and potential donors after circulatory death (DCD) within the region are shown below, including a UK comparison. Data obtained from the Potential Donor Audit (PDA).

	DBD		DCD		Deceased donors	
	Northern	UK	Northern	UK	Northern	UK
Patients meeting organ donation referral criteria ¹	110	2029	311	5331	398	6911
Referred to Organ Donation Service	109	2017	307	4949	393	6522
<i>Referral rate %</i>	B 99%	99%	G 99%	93%	G 99%	94%
Neurological death tested	91	1534				
<i>Testing rate %</i>	S 83%	76%				
Eligible donors ²	84	1426	220	3635	304	5061
Family approached	75	1259	102	1849	177	3108
Family approached and SNOD present	73	1215	96	1672	169	2887
<i>% of approaches where SNOD present</i>	B 97%	97%	B 94%	90%	B 95%	93%
Consent ascertained	54	858	61	1023	115	1881
<i>Consent rate %</i>	B 72%	68%	B 60%	55%	B 65%	61%
- Expressed opt in	34	533	37	637	71	1170
- <i>Expressed opt in %</i>	97%	95%	90%	85%	93%	89%
- Deemed Consent	16	246	22	323	38	569
- <i>Deemed Consent %</i>	70%	58%	46%	47%	54%	51%
- Other*	4	78	2	63	6	141
- <i>Other* %</i>	50%	52%	67%	34%	55%	42%
Actual donors (PDA data)	50	788	41	710	91	1499
<i>% of consented donors that became actual donors</i>	93%	92%	67%	69%	79%	80%

¹ DBD - A patient with suspected neurological death
DCD - A patient in whom imminent death is anticipated, ie a patient receiving assisted ventilation, a clinical decision to withdraw treatment has been made and death is anticipated within 4 hours

² DBD - Death confirmed by neurological tests and no absolute contraindications to solid organ donation
DCD - Imminent death anticipated and treatment withdrawn with no absolute contraindications to solid organ donation

* Includes patients where nation specific deemed criteria are not met and the patient has not expressed a donation decision in accordance with relevant legislation

Note that a patient that meets both the referral criteria for DBD and DCD organ donation is featured in both the DBD and DCD data but will only be counted once in the deceased donors total

Gold **Silver** **Bronze** **Amber** **Red**

For further information, including definitions, see the latest Potential Donor Audit report and up to date metrics via our Power BI reports at:

<https://www.odt.nhs.uk/statistics-and-reports/potential-donor-audit-report/>.