

## Midlands Organ Donation Services Team

### Organ Donation and Transplantation 2030: Meeting the Need

In 2023/24, from 238 consented donors the Midlands Organ Donation Services Team facilitated 172 actual solid organ donors resulting in 412 patients receiving a life-saving or life-changing transplant. Data obtained from the UK Transplant Registry.

In addition to the 172 proceeding donors there were 66 consented donors that did not proceed.

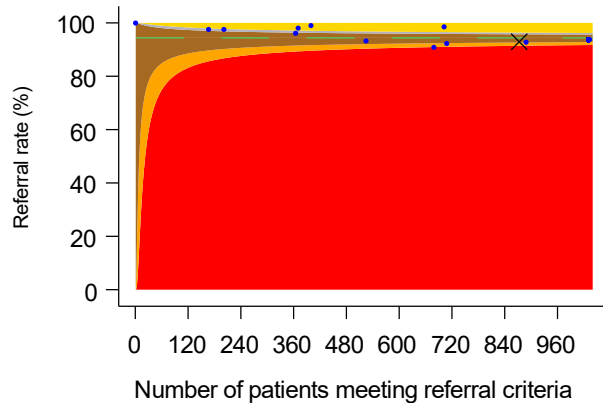
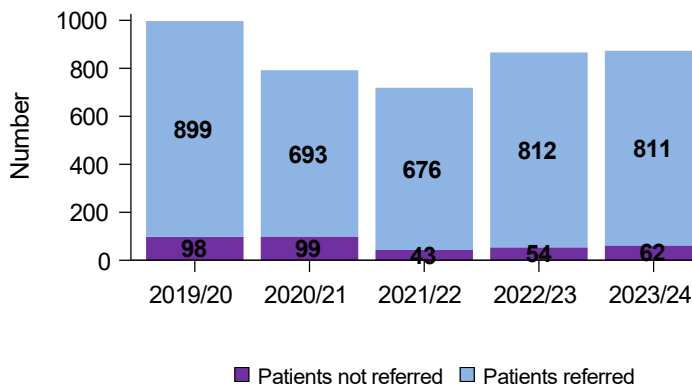
### Best quality of care in organ donation

#### Referral of potential deceased organ donors

**Goal: Every patient who meets the referral criteria should be identified and referred to NHS Blood and Transplant's Organ Donation Service**

**Aim: There should be no purple on the chart**

**Aim: The team (marked with a cross) should fall within Bronze, Silver, or Gold**



X Team    • Other teams    - - - UK rate

Gold   Silver   Bronze   Amber   Red

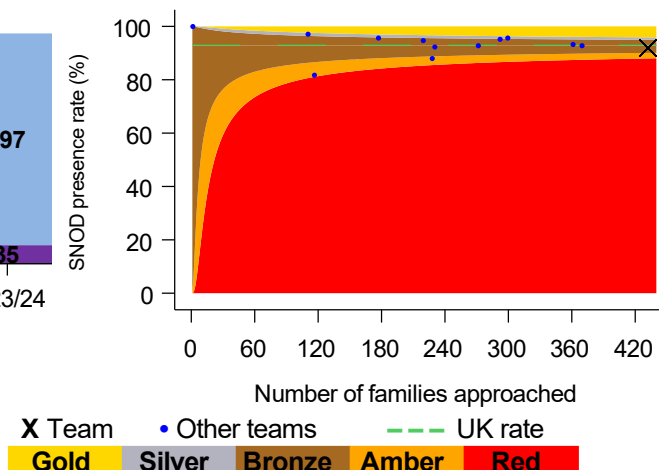
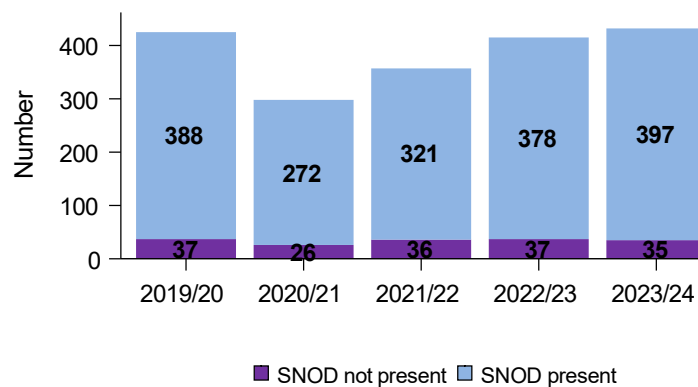
811 potential organ donors were referred to the team during 2023/24. There were 62 occasions where potential organ donors were not referred.

## Presence of Specialist Nurse for Organ Donation

**Goal: A Specialist Nurse for Organ Donation (SNOD) should be present during every organ donation discussion with families**

**Aim: There should be no purple on the chart**

**Aim: The team (marked with a cross) should fall within Bronze, Silver, or Gold**



A SNOD was present for 397 organ donation discussions with families during 2023/24. There were 35 occasions where a SNOD was not present.

## Further information

Further information on potential donors after brain death (DBD) and potential donors after circulatory death (DCD) within the region are shown below, including a UK comparison. Data obtained from the Potential Donor Audit (PDA).

	DBD		DCD		Deceased donors	
	Midlands	UK	Midlands	UK	Midlands	UK
Patients meeting organ donation referral criteria <sup>1</sup>	243	2029	686	5331	873	6911
Referred to Organ Donation Service	242	2017	625	4949	811	6522
<i>Referral rate %</i>	<b>B</b> 100%	99%	<b>B</b> 91%	93%	<b>B</b> 93%	94%
Neurological death tested	183	1534				
<i>Testing rate %</i>	<b>B</b> 75%	76%				
Eligible donors <sup>2</sup>	172	1426	499	3635	671	5061
Family approached	151	1259	281	1849	432	3108
Family approached and SNOD present	144	1215	253	1672	397	2887
<i>% of approaches where SNOD present</i>	<b>B</b> 95%	97%	<b>B</b> 90%	90%	<b>B</b> 92%	93%
Consent ascertained	93	858	136	1023	229	1881
<i>Consent rate %</i>	<b>B</b> 62%	68%	<b>A</b> 48%	55%	<b>R</b> 53%	61%
- Expressed opt in	52	533	78	637	130	1170
- <i>Expressed opt in %</i>	93%	95%	72%	85%	79%	89%
- Deemed Consent	30	246	48	323	78	569
- <i>Deemed Consent %</i>	52%	58%	44%	47%	46%	51%
- Other*	10	78	10	63	20	141
- <i>Other* %</i>	44%	52%	33%	34%	38%	42%
Actual donors (PDA data)	85	788	85	710	170	1499
<i>% of consented donors that became actual donors</i>	91%	92%	63%	69%	74%	80%

<sup>1</sup> DBD - A patient with suspected neurological death  
DCD - A patient in whom imminent death is anticipated, ie a patient receiving assisted ventilation, a clinical decision to withdraw treatment has been made and death is anticipated within 4 hours

<sup>2</sup> DBD - Death confirmed by neurological tests and no absolute contraindications to solid organ donation  
DCD - Imminent death anticipated and treatment withdrawn with no absolute contraindications to solid organ donation

\* Includes patients where nation specific deemed criteria are not met and the patient has not expressed a donation decision in accordance with relevant legislation

Note that a patient that meets both the referral criteria for DBD and DCD organ donation is featured in both the DBD and DCD data but will only be counted once in the deceased donors total

**Gold** **Silver** **Bronze** **Amber** **Red**

For further information, including definitions, see the latest Potential Donor Audit report and up to date metrics via our Power BI reports at:

<https://www.odt.nhs.uk/statistics-and-reports/potential-donor-audit-report/>.