

## London Organ Donation Services Team

### Organ Donation and Transplantation 2030: Meeting the Need

In 2023/24, from 204 consented donors the London Organ Donation Services Team facilitated 151 actual solid organ donors resulting in 361 patients receiving a life-saving or life-changing transplant. Data obtained from the UK Transplant Registry.

In addition to the 151 proceeding donors there were 53 consented donors that did not proceed.

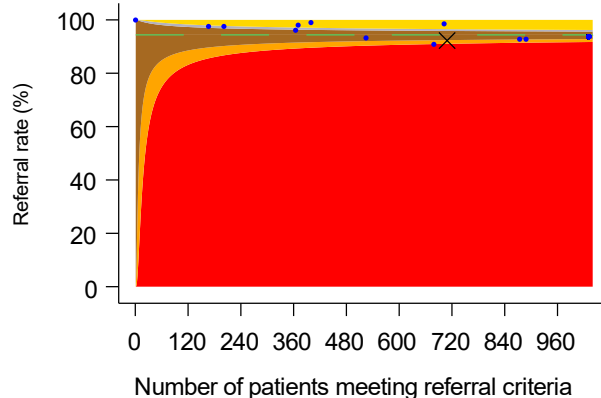
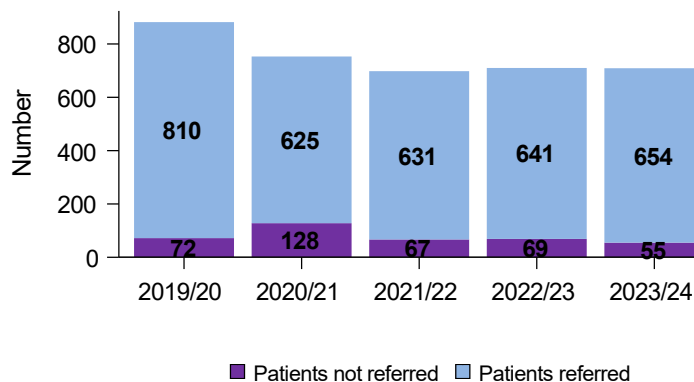
### Best quality of care in organ donation

#### Referral of potential deceased organ donors

**Goal: Every patient who meets the referral criteria should be identified and referred to NHS Blood and Transplant's Organ Donation Service**

**Aim: There should be no purple on the chart**

**Aim: The team (marked with a cross) should fall within Bronze, Silver, or Gold**



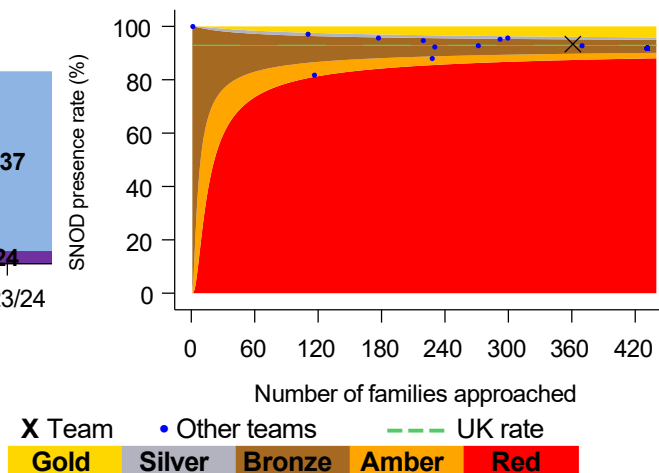
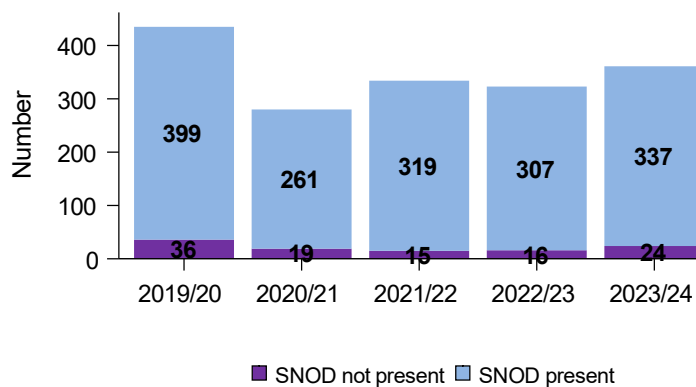
654 potential organ donors were referred to the team during 2023/24. There were 55 occasions where potential organ donors were not referred.

## Presence of Specialist Nurse for Organ Donation

**Goal: A Specialist Nurse for Organ Donation (SNOD) should be present during every organ donation discussion with families**

**Aim: There should be no purple on the chart**

**Aim: The team (marked with a cross) should fall within Bronze, Silver, or Gold**



A SNOD was present for 337 organ donation discussions with families during 2023/24. There were 24 occasions where a SNOD was not present.

## Further information

Further information on potential donors after brain death (DBD) and potential donors after circulatory death (DCD) within the region are shown below, including a UK comparison. Data obtained from the Potential Donor Audit (PDA).

	DBD		DCD		Deceased donors	
	London	UK	London	UK	London	UK
Patients meeting organ donation referral criteria <sup>1</sup>	292	2029	474	5331	709	6911
Referred to Organ Donation Service	291	2017	420	4949	654	6522
<i>Referral rate %</i>	<b>B</b> 100%	99%	<b>A</b> 89%	93%	<b>A</b> 92%	94%
Neurological death tested	231	1534				
<i>Testing rate %</i>	<b>B</b> 79%	76%				
Eligible donors <sup>2</sup>	211	1426	360	3635	571	5061
Family approached	181	1259	180	1849	361	3108
Family approached and SNOD present	176	1215	161	1672	337	2887
<i>% of approaches where SNOD present</i>	<b>B</b> 97%	97%	<b>B</b> 89%	90%	<b>B</b> 93%	93%
Consent ascertained	101	858	88	1023	189	1881
<i>Consent rate %</i>	<b>R</b> 56%	68%	<b>B</b> 49%	55%	<b>R</b> 52%	61%
- Expressed opt in	55	533	51	637	106	1170
- <i>Expressed opt in %</i>	95%	95%	94%	85%	95%	89%
- Deemed Consent	34	246	29	323	63	569
- <i>Deemed Consent %</i>	49%	58%	38%	47%	43%	51%
- Other*	12	78	8	63	20	141
- <i>Other* %</i>	39%	52%	40%	34%	39%	42%
Actual donors (PDA data)	86	788	63	710	150	1499
<i>% of consented donors that became actual donors</i>	85%	92%	72%	69%	79%	80%

<sup>1</sup> DBD - A patient with suspected neurological death  
DCD - A patient in whom imminent death is anticipated, ie a patient receiving assisted ventilation, a clinical decision to withdraw treatment has been made and death is anticipated within 4 hours

<sup>2</sup> DBD - Death confirmed by neurological tests and no absolute contraindications to solid organ donation  
DCD - Imminent death anticipated and treatment withdrawn with no absolute contraindications to solid organ donation

\* Includes patients where nation specific deemed criteria are not met and the patient has not expressed a donation decision in accordance with relevant legislation

Note that a patient that meets both the referral criteria for DBD and DCD organ donation is featured in both the DBD and DCD data but will only be counted once in the deceased donors total

**Gold** **Silver** **Bronze** **Amber** **Red**

For further information, including definitions, see the latest Potential Donor Audit report and up to date metrics via our Power BI reports at:  
<https://www.odt.nhs.uk/statistics-and-reports/potential-donor-audit-report/>.