



# QUOD Statistics

Jan. 2024



# QUOD Bioresource Key Figures

**Date** 1 January 2024

**Donors** 7,544

**Samples** 139,801 in total, including:

**Blood** 70,789 samples

**Urine** 16,627 samples

**Kidney** 17,840 samples (9,965 biopsies)

**Liver** 10,077 samples (5,071 biopsies)

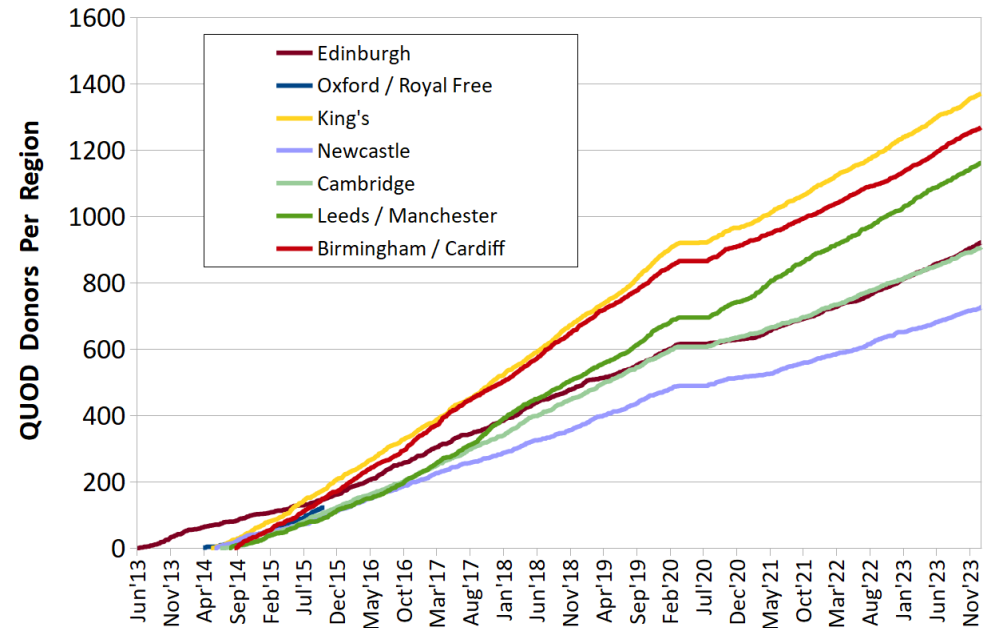
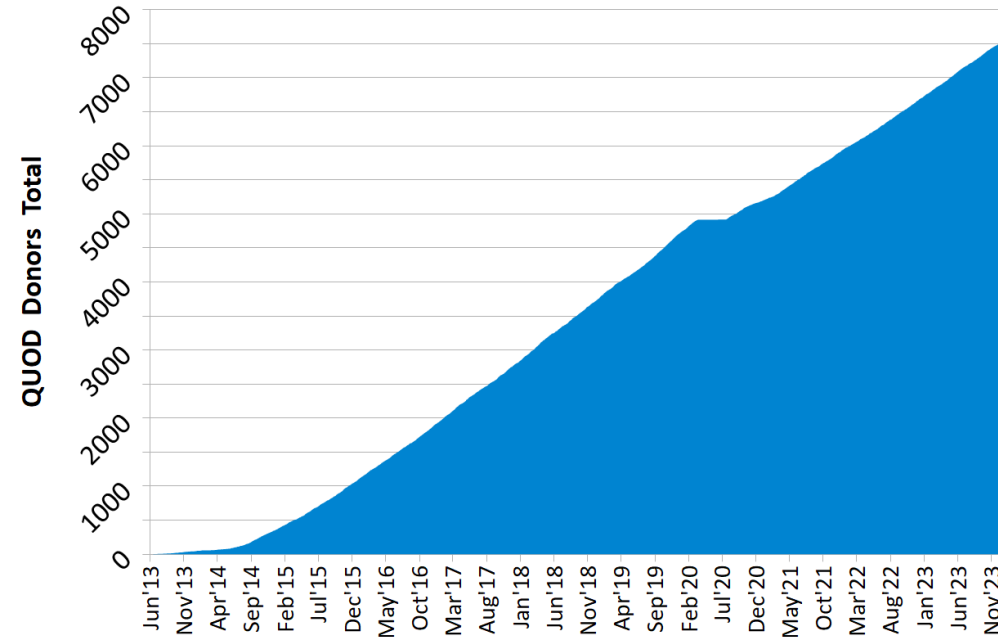
**Ureter** 11,089 samples (5,609 biopsies)

**Spleen** 5,781 samples (5,780 biopsies)

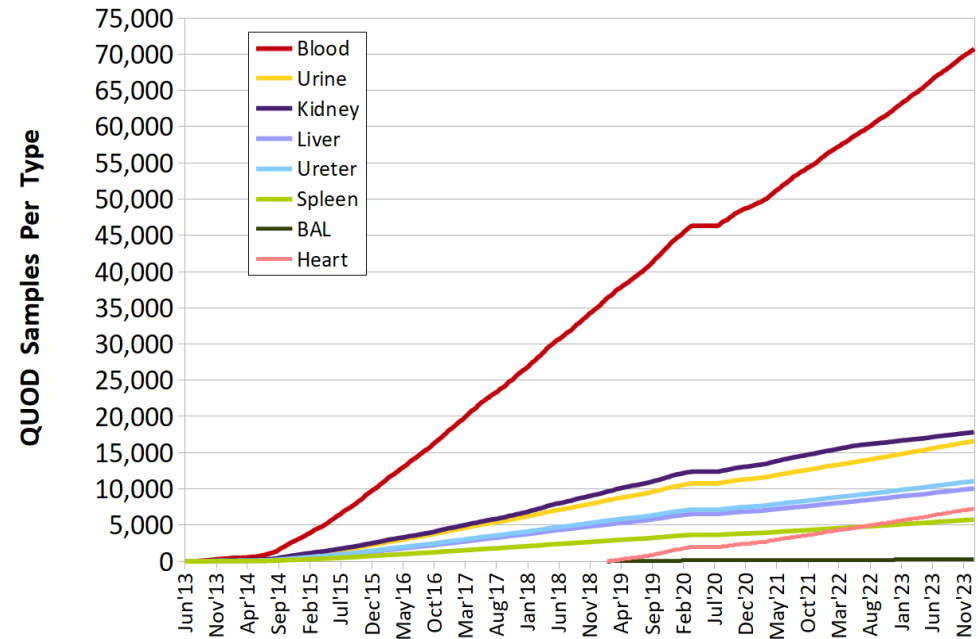
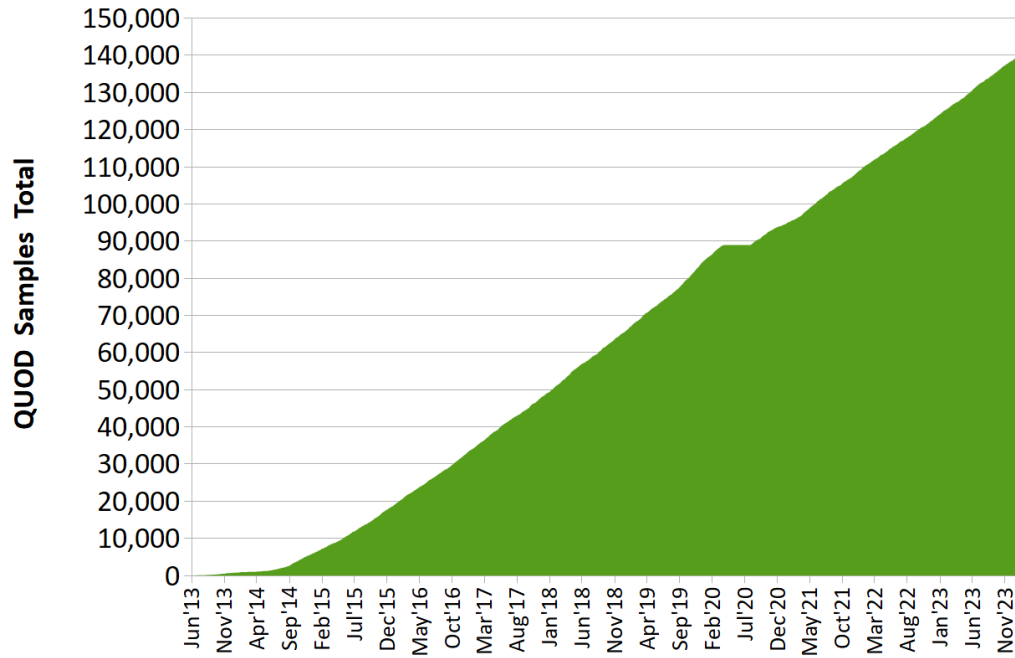
**BAL** 308 samples

**Heart** 7,290 samples (3,669 biopsies)

# QUOD Donors In Total and Per Region



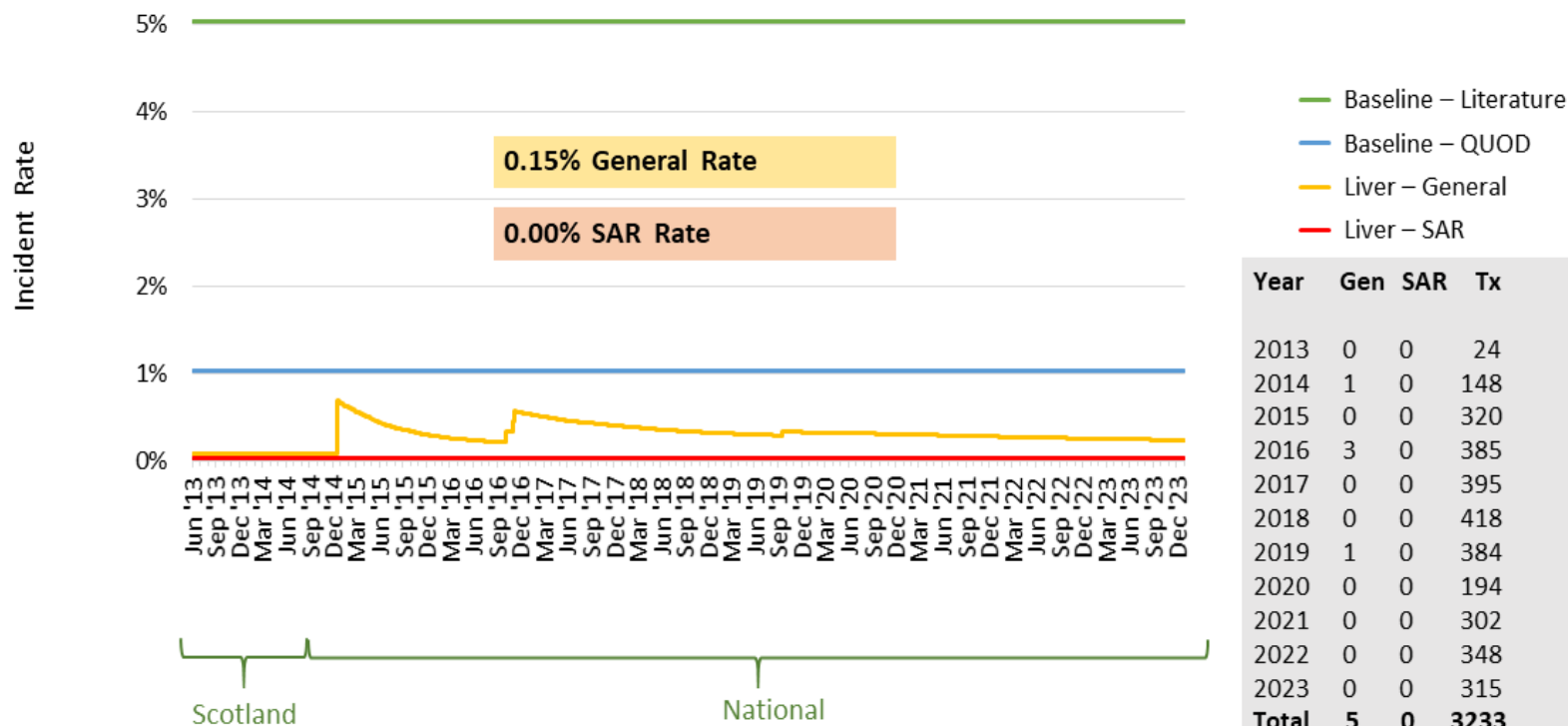
# QUOD Samples In Total and Per Type



# QUOD Biopsy and Incident Metrics



Donor liver biopsies of transplanted livers



Year	Gen	SAR	Tx
2013	0	0	24
2014	1	0	148
2015	0	0	320
2016	3	0	385
2017	0	0	395
2018	0	0	418
2019	1	0	384
2020	0	0	194
2021	0	0	302
2022	0	0	348
2023	0	0	315
<b>Total</b>	<b>5</b>	<b>0</b>	<b>3233</b>

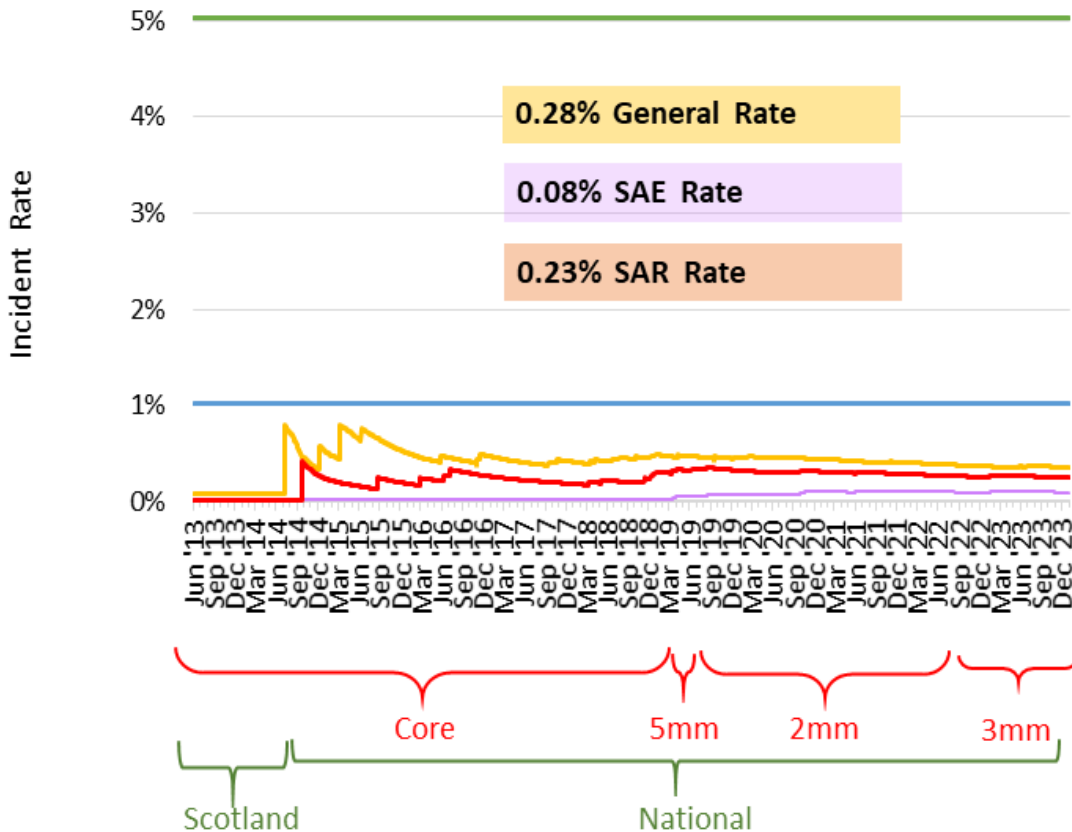
**General Incidents:**  
Clinical incidents – no significant recipient consequences or thought not to be attributable to a QUOD biopsy

**Serious Adverse Reactions:**  
Clinical incidents with recipient consequences – considered as most likely due to a QUOD biopsy

# QUOD Biopsy and Incident Metrics



Donor kidney biopsies of transplanted kidneys



- Baseline – Literature
- Baseline – QUOD
- Kidney – General
- Kidney – SAE
- Kidney – SAR

Year	Gen	SAE	SAR	Tx
2013	0	0	0	67
2014	2	0	1	374
2015	3	0	1	719
2016	3	0	3	870
2017	2	0	0	925
2018	7	0	7	1124
2019	3	3	4	1135
2020	1	2	1	537
2021	1	1	1	892
2022	0	0	0	938
2023	2	1	2	991
<b>Total</b>	<b>22</b>	<b>6</b>	<b>18</b>	<b>8572</b>

## 2020 Kidney Incidents

- General:**  
1 x 2mm Punch Biopsy
- SAE:**  
2 x 2mm Punch Biopsy
- SAR:**  
1 x 2mm Punch Biopsy

## 2021 Kidney Incidents

- General:**  
1 x 2mm Punch Biopsy
- SAE:**  
1 x 2mm Punch Biopsy
- SAR:**  
1 x 2mm Punch Biopsy

## 2022 Kidney Incidents

None

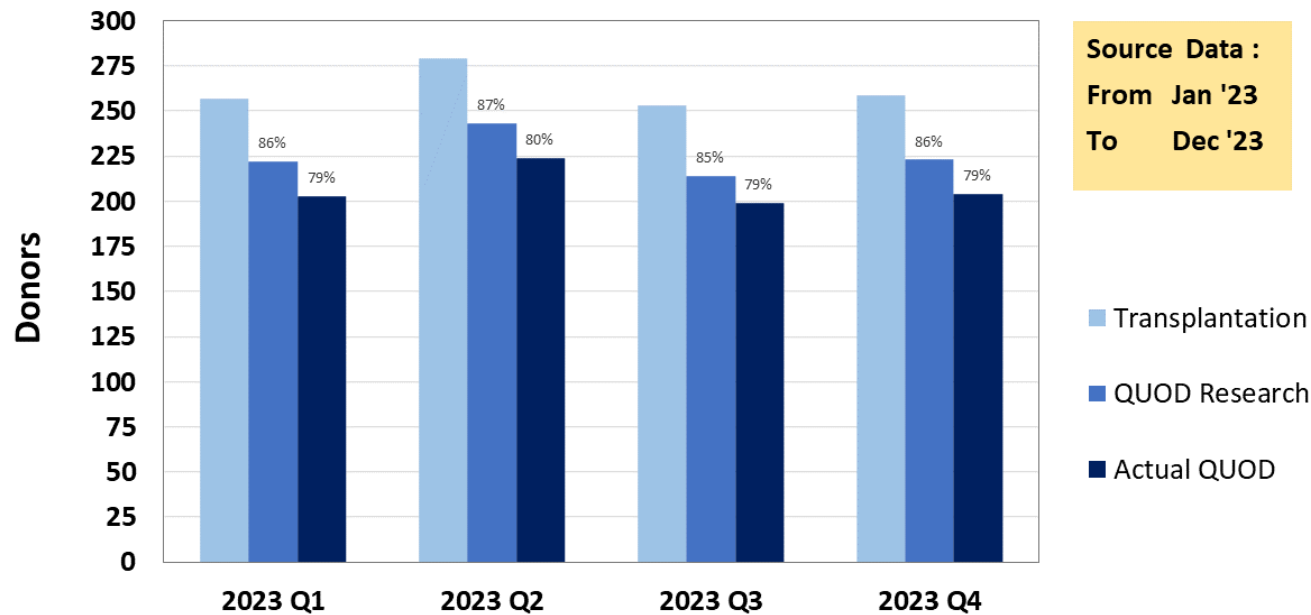
## 2023 Kidney Incidents

- General:**  
2 x 3mm Punch Biopsy
- SAE:**  
1 x 3mm Punch Biopsy
- SAR:**  
2 x 3mm Punch Biopsy

# Consent for QUOD Research and Actual QUOD Donors — by Quarter



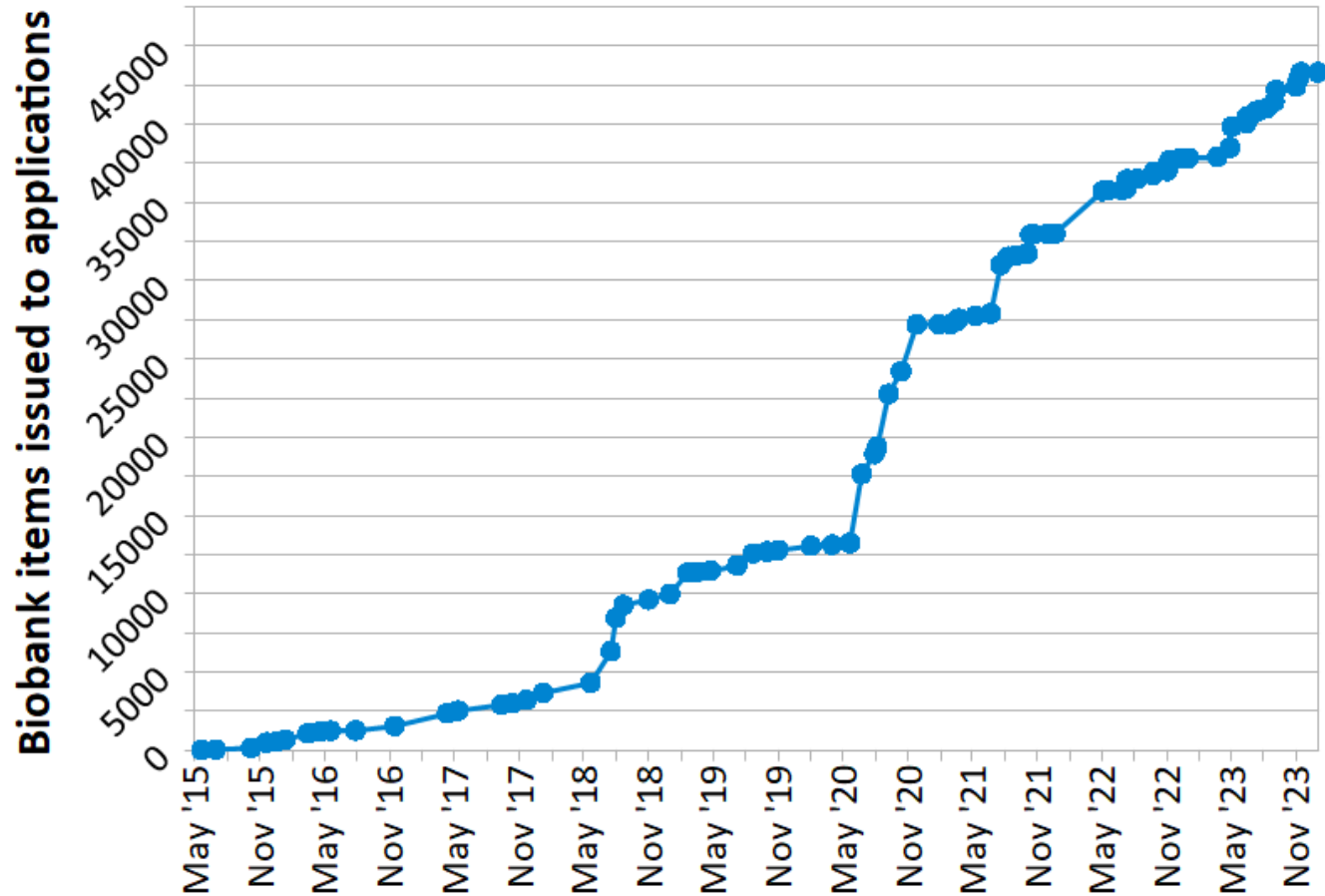
Consent for QUOD Research and Actual QUOD Donors by Quarter



Source Data :  
From Jan '23  
To Dec '23

	<u>2023 Q4</u>
Transplantation Consent/Authorisation	259
Research Consent/Authorisation	223
QUOD Donors	204

# QUOD Samples Issued to Research Applications



Biobank items issued: 43,323

Total number of research project applications: 98

New applications (at preliminary stage): 23

Applications approved by the Steering Committee: 75

- 54 completed by QUOD
- 21 in progress