

South Wales Organ Donation Services Team

Taking Organ Transplantation to 2020

In 2021/22, from 60 consented donors the South Wales Organ Donation Services Team facilitated 42 actual solid organ donors resulting in 106 patients receiving a life-saving or life-changing transplant. Data obtained from the UK Transplant Registry.

In addition to the 42 proceeding donors there were 18 consented donors that did not proceed.

Best quality of care in organ donation

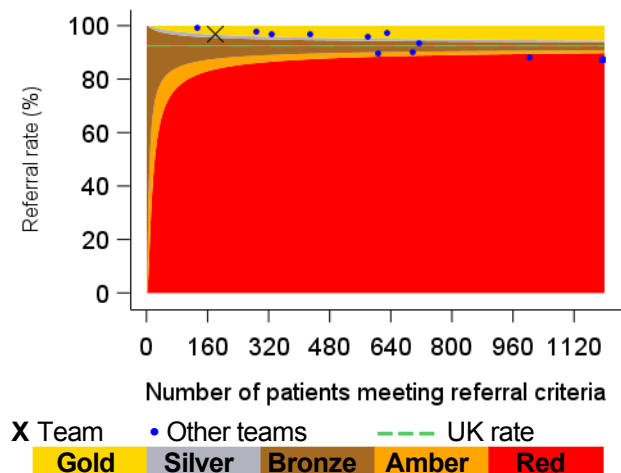
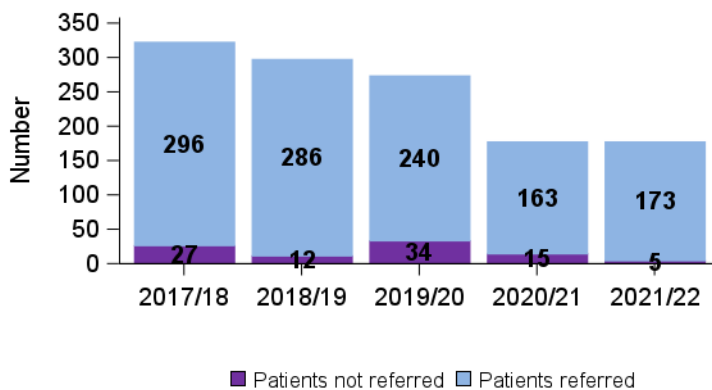
We acknowledge that the data presented in this section includes the period most significantly impacted by COVID-19 and appreciate that the COVID-19 pandemic affected Trusts/Boards differently across the UK.

Referral of potential deceased organ donors

Goal: Every patient who meets the referral criteria should be identified and referred to NHS Blood and Transplant's Organ Donation Service

Aim: There should be no purple on the chart

Aim: The team (marked with a cross) should fall within Bronze, Silver, or Gold



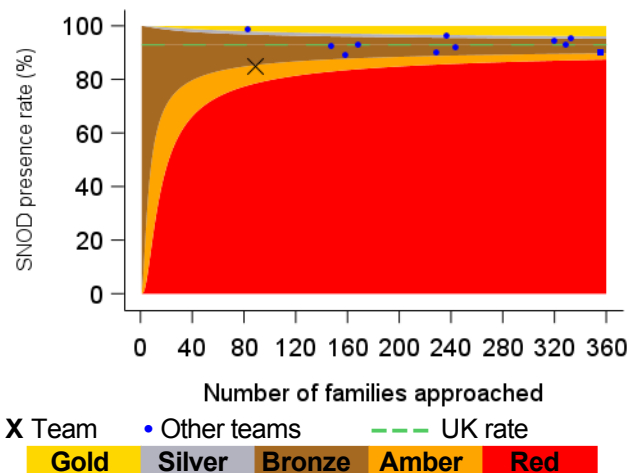
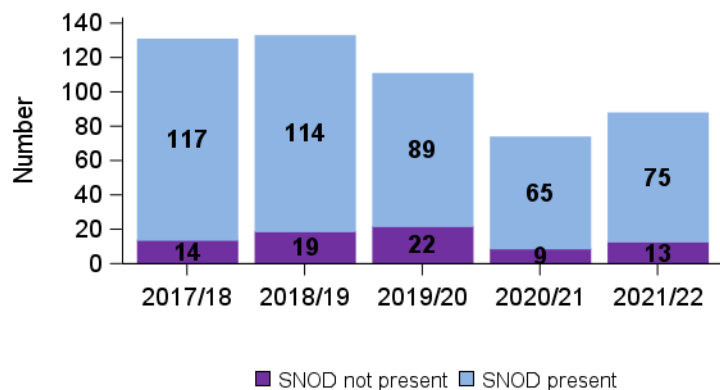
173 potential organ donors were referred to the team during 2021/22. There were 5 occasions where potential organ donors were not referred.

Presence of Specialist Nurse for Organ Donation

Goal: A Specialist Nurse for Organ Donation (SNOD) should be present during every organ donation discussion with families

Aim: There should be no purple on the chart

Aim: The team (marked with a cross) should fall within Bronze, Silver, or Gold



A SNOD was present for 75 organ donation discussions with families during 2021/22. There were 13 occasions where a SNOD was not present.

Further information

Further information on potential donors after brain death (DBD) and potential donors after circulatory death (DCD) within the region are shown below, including a UK comparison. Data obtained from the Potential Donor Audit (PDA).

	DBD		DCD		Deceased donors South	
	South Wales	UK	South Wales	UK	Wales	UK
Patients meeting organ donation referral criteria ¹	64	1919	119	5198	178	6767
Referred to Organ Donation Service	62	1894	116	4700	173	6258
<i>Referral rate %</i>	B 97%	99%	G 97%	90%	G 97%	92%
Neurological death tested	58	1530				
<i>Testing rate %</i>	S 91%	80%				
Eligible donors ²	52	1373	81	2972	133	4345
Family approached	47	1239	41	1445	88	2684
Family approached and SNOD present	44	1188	31	1306	75	2494
<i>% of approaches where SNOD present</i>	B 94%	96%	A 76%	90%	A 85%	93%
Consent ascertained	33	861	22	902	55	1763
<i>Consent rate %</i>	B 70%	69%	B 54%	62%	B 63%	66%
- Expressed opt in	22	522	12	550	34	1072
<i>- Expressed opt in %</i>	96%	95%	80%	90%	90%	92%
- Deemed Consent	9	260	7	267	16	527
<i>- Deemed Consent %</i>	56%	63%	54%	56%	55%	59%
- Other*	2	78	2	83	4	161
<i>- Other* %</i>	67%	66%	40%	47%	50%	55%
Actual donors (PDA data)	27	787	14	602	41	1389
<i>% of consented donors that became actual donors</i>	82%	91%	64%	67%	75%	79%

¹ DBD - A patient with suspected neurological death
DCD - A patient in whom imminent death is anticipated, ie a patient receiving assisted ventilation, a clinical decision to withdraw treatment has been made and death is anticipated within 4 hours

² DBD - Death confirmed by neurological tests and no absolute contraindications to solid organ donation
DCD - Imminent death anticipated and treatment withdrawn with no absolute contraindications to solid organ donation

* Includes patients where nation specific deemed criteria are not met and the patient has not expressed a donation decision in accordance with relevant legislation

Note that a patient that meets both the referral criteria for DBD and DCD organ donation is featured in both the DBD and DCD data but will only be counted once in the deceased donors total

Gold **Silver** **Bronze** **Amber** **Red**

For further information, including definitions, see the latest Potential Donor Audit report at www.odt.nhs.uk/statistics-and-reports/potential-donor-audit/