

South Central Organ Donation Services Team

Taking Organ Transplantation to 2020

In 2021/22, from 162 consented donors the South Central Organ Donation Services Team facilitated 131 actual solid organ donors resulting in 321 patients receiving a life-saving or life-changing transplant. Data obtained from the UK Transplant Registry.

In addition to the 131 proceeding donors there were 31 consented donors that did not proceed.

Best quality of care in organ donation

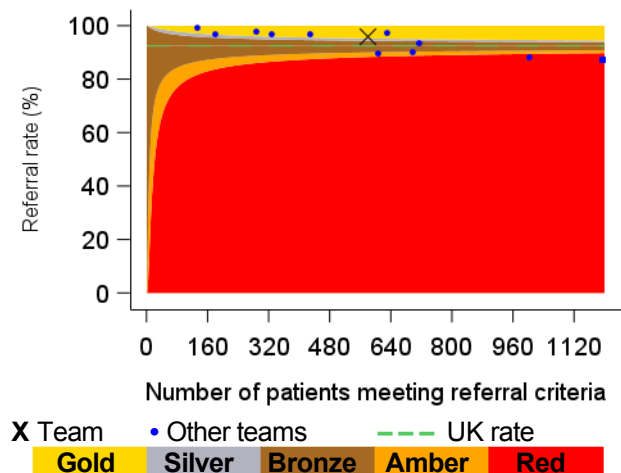
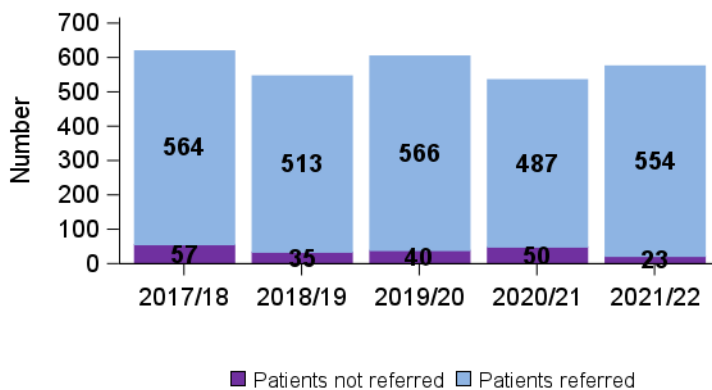
We acknowledge that the data presented in this section includes the period most significantly impacted by COVID-19 and appreciate that the COVID-19 pandemic affected Trusts/Boards differently across the UK.

Referral of potential deceased organ donors

Goal: Every patient who meets the referral criteria should be identified and referred to NHS Blood and Transplant's Organ Donation Service

Aim: There should be no purple on the chart

Aim: The team (marked with a cross) should fall within Bronze, Silver, or Gold



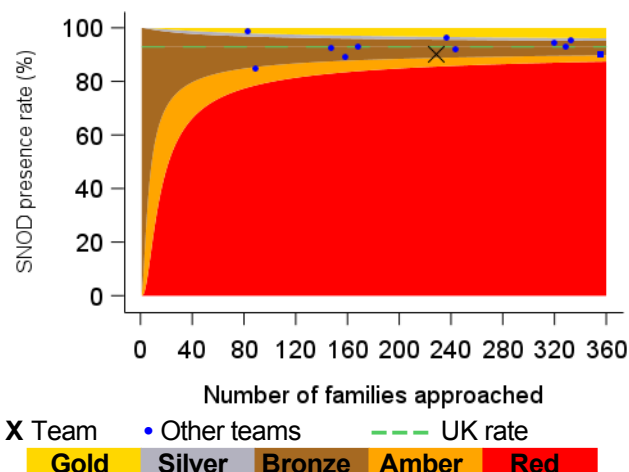
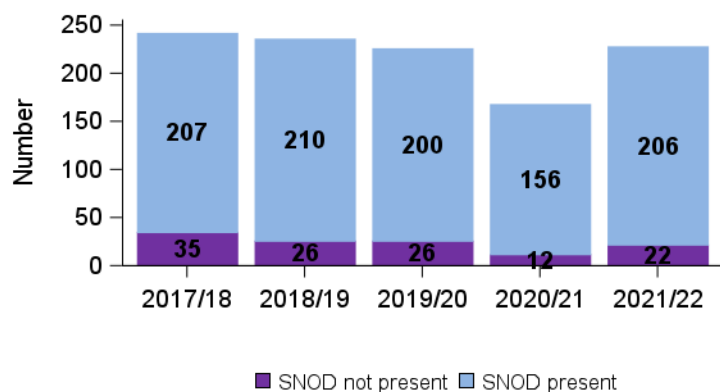
554 potential organ donors were referred to the team during 2021/22. There were 23 occasions where potential organ donors were not referred.

Presence of Specialist Nurse for Organ Donation

Goal: A Specialist Nurse for Organ Donation (SNOD) should be present during every organ donation discussion with families

Aim: There should be no purple on the chart

Aim: The team (marked with a cross) should fall within Bronze, Silver, or Gold



A SNOD was present for 206 organ donation discussions with families during 2021/22. There were 22 occasions where a SNOD was not present.

Further information

Further information on potential donors after brain death (DBD) and potential donors after circulatory death (DCD) within the region are shown below, including a UK comparison. Data obtained from the Potential Donor Audit (PDA).

	DBD		DCD		Deceased donors South	
	South Central	UK	South Central	UK	Central	UK
Patients meeting organ donation referral criteria ¹	129	1919	467	5198	577	6767
Referred to Organ Donation Service	128	1894	445	4700	554	6258
<i>Referral rate %</i>	B 99%	99%	G 95%	90%	G 96%	92%
Neurological death tested	108	1530				
<i>Testing rate %</i>	B 84%	80%				
Eligible donors ²	101	1373	266	2972	367	4345
Family approached	93	1239	135	1445	228	2684
Family approached and SNOD present	87	1188	119	1306	206	2494
<i>% of approaches where SNOD present</i>	B 94%	96%	B 88%	90%	B 90%	93%
Consent ascertained	69	861	84	902	153	1763
<i>Consent rate %</i>	B 74%	69%	B 62%	62%	B 67%	66%
- Expressed opt in	45	522	47	550	92	1072
- <i>Expressed opt in %</i>	98%	95%	80%	90%	88%	92%
- Deemed Consent	22	260	25	267	47	527
- <i>Deemed Consent %</i>	69%	63%	54%	56%	60%	59%
- Other*	2	78	12	83	14	161
- <i>Other* %</i>	50%	66%	67%	47%	64%	55%
Actual donors (PDA data)	67	787	64	602	131	1389
<i>% of consented donors that became actual donors</i>	97%	91%	76%	67%	86%	79%

¹ DBD - A patient with suspected neurological death
DCD - A patient in whom imminent death is anticipated, ie a patient receiving assisted ventilation, a clinical decision to withdraw treatment has been made and death is anticipated within 4 hours

² DBD - Death confirmed by neurological tests and no absolute contraindications to solid organ donation
DCD - Imminent death anticipated and treatment withdrawn with no absolute contraindications to solid organ donation

* Includes patients where nation specific deemed criteria are not met and the patient has not expressed a donation decision in accordance with relevant legislation

Note that a patient that meets both the referral criteria for DBD and DCD organ donation is featured in both the DBD and DCD data but will only be counted once in the deceased donors total

Gold **Silver** **Bronze** **Amber** **Red**

For further information, including definitions, see the latest Potential Donor Audit report at www.odt.nhs.uk/statistics-and-reports/potential-donor-audit/