

Scotland Organ Donation Services Team

Taking Organ Transplantation to 2020

In 2021/22, from 116 authorised donors the Scotland Organ Donation Services Team facilitated 81 actual solid organ donors resulting in 198 patients receiving a life-saving or life-changing transplant. Data obtained from the UK Transplant Registry.

In addition to the 81 proceeding donors there were 35 authorised donors that did not proceed.

Best quality of care in organ donation

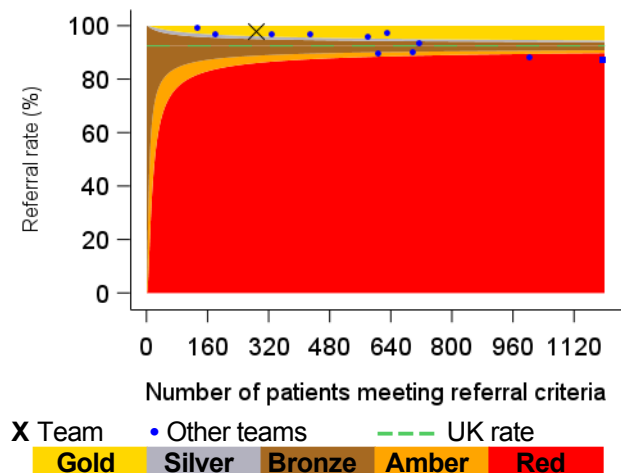
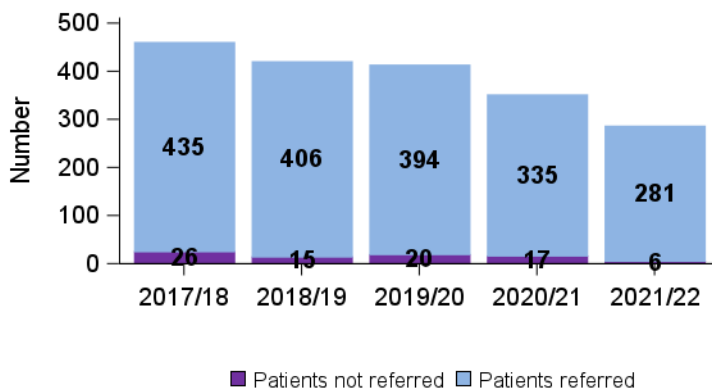
We acknowledge that the data presented in this section includes the period most significantly impacted by COVID-19 and appreciate that the COVID-19 pandemic affected Trusts/Boards differently across the UK.

Referral of potential deceased organ donors

Goal: Every patient who meets the referral criteria should be identified and referred to NHS Blood and Transplant's Organ Donation Service

Aim: There should be no purple on the chart

Aim: The team (marked with a cross) should fall within Bronze, Silver, or Gold



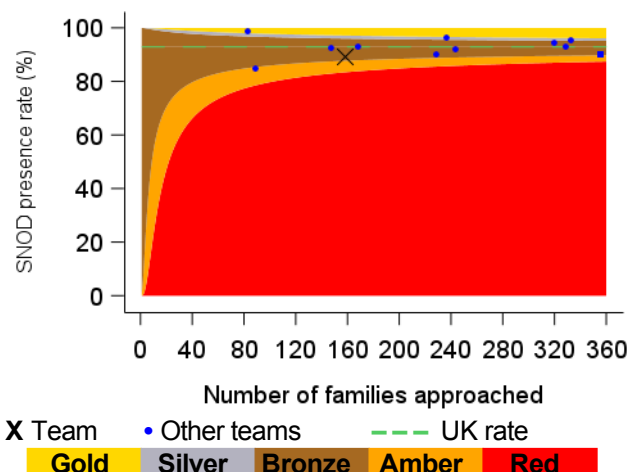
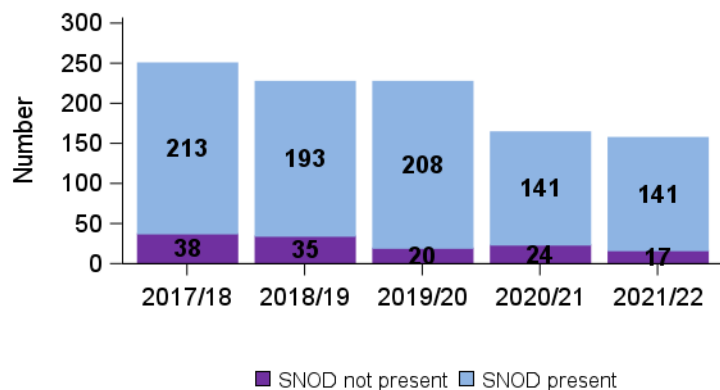
281 potential organ donors were referred to the team during 2021/22. There were 6 occasions where potential organ donors were not referred.

Presence of Specialist Nurse for Organ Donation

Goal: A Specialist Nurse for Organ Donation (SNOD) should be present during every organ donation discussion with families

Aim: There should be no purple on the chart

Aim: The team (marked with a cross) should fall within Bronze, Silver, or Gold



A SNOD was present for 141 organ donation discussions with families during 2021/22. There were 17 occasions where a SNOD was not present.

Further information

Further information on potential donors after brain death (DBD) and potential donors after circulatory death (DCD) within the region are shown below, including a UK comparison. Data obtained from the Potential Donor Audit (PDA).

	DBD		DCD		Deceased donors	
	Scotland	UK	Scotland	UK	Scotland	UK
Patients meeting organ donation referral criteria ¹	108	1919	193	5198	287	6767
Referred to Organ Donation Service	108	1894	187	4700	281	6258
<i>Referral rate %</i>	G 100%	99%	G 97%	90%	G 98%	92%
Neurological death tested	93	1530				
<i>Testing rate %</i>	B 86%	80%				
Eligible donors ²	85	1373	132	2972	217	4345
Family approached	75	1239	83	1445	158	2684
Family approached and SNOD present	68	1188	73	1306	141	2494
<i>% of approaches where SNOD present</i>	B 91%	96%	B 88%	90%	B 89%	93%
Authorisation ascertained	50	861	55	902	105	1763
<i>Authorisation rate %</i>	B 67%	69%	B 66%	62%	B 66%	66%
- Expressed opt in	26	522	28	550	54	1072
- <i>Expressed opt in %</i>	90%	95%	82%	90%	86%	92%
- Deemed Authorisation	19	260	23	267	42	527
- <i>Deemed Authorisation %</i>	83%	63%	77%	56%	79%	59%
- Other*	4	78	4	83	8	161
- <i>Other* %</i>	67%	66%	36%	47%	47%	55%
Actual donors (PDA data)	47	787	34	602	81	1389
<i>% of authorised donors that became actual donors</i>	94%	91%	62%	67%	77%	79%

¹ DBD - A patient with suspected neurological death
DCD - A patient in whom imminent death is anticipated, ie a patient receiving assisted ventilation, a clinical decision to withdraw treatment has been made and death is anticipated within 4 hours

² DBD - Death confirmed by neurological tests and no absolute contraindications to solid organ donation
DCD - Imminent death anticipated and treatment withdrawn with no absolute contraindications to solid organ donation

* Includes patients where nation specific deemed criteria are not met and the patient has not expressed a donation decision in accordance with relevant legislation

Note that a patient that meets both the referral criteria for DBD and DCD organ donation is featured in both the DBD and DCD data but will only be counted once in the deceased donors total

Gold **Silver** **Bronze** **Amber** **Red**

For further information, including definitions, see the latest Potential Donor Audit report at www.odt.nhs.uk/statistics-and-reports/potential-donor-audit/