

London Organ Donation Services Team

Taking Organ Transplantation to 2020

In 2021/22, from 203 consented donors the London Organ Donation Services Team facilitated 157 actual solid organ donors resulting in 399 patients receiving a life-saving or life-changing transplant. Data obtained from the UK Transplant Registry.

In addition to the 157 proceeding donors there were 46 consented donors that did not proceed.

Best quality of care in organ donation

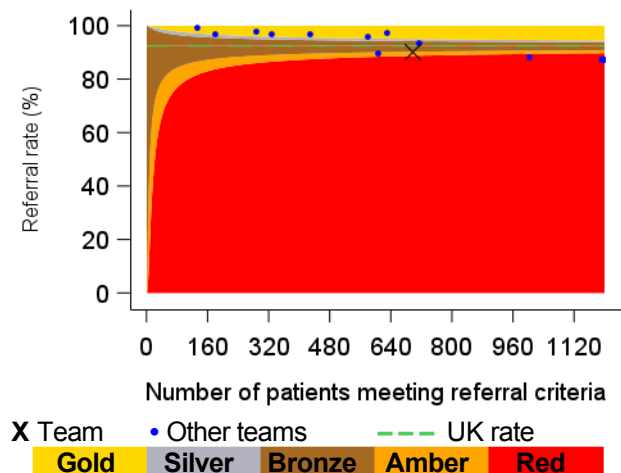
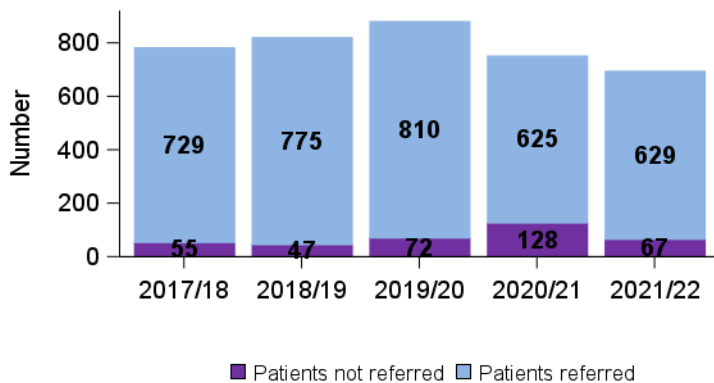
We acknowledge that the data presented in this section includes the period most significantly impacted by COVID-19 and appreciate that the COVID-19 pandemic affected Trusts/Boards differently across the UK.

Referral of potential deceased organ donors

Goal: Every patient who meets the referral criteria should be identified and referred to NHS Blood and Transplant's Organ Donation Service

Aim: There should be no purple on the chart

Aim: The team (marked with a cross) should fall within Bronze, Silver, or Gold



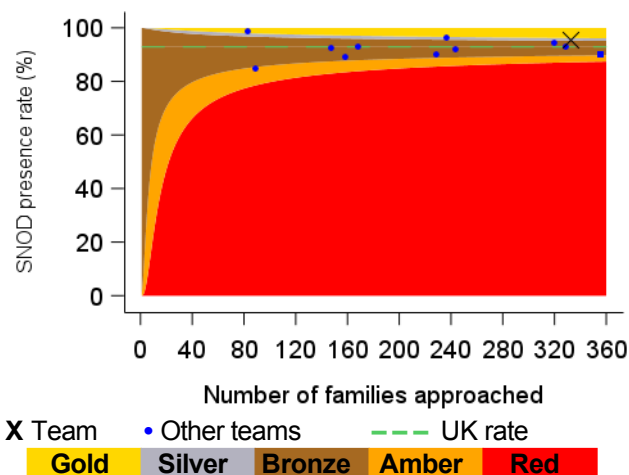
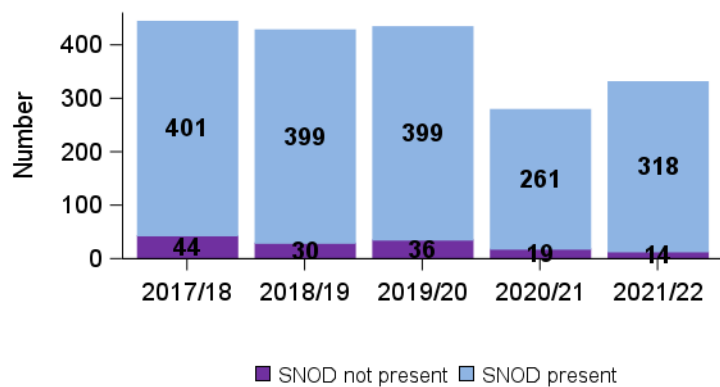
629 potential organ donors were referred to the team during 2021/22. There were 67 occasions where potential organ donors were not referred.

Presence of Specialist Nurse for Organ Donation

Goal: A Specialist Nurse for Organ Donation (SNOD) should be present during every organ donation discussion with families

Aim: There should be no purple on the chart

Aim: The team (marked with a cross) should fall within Bronze, Silver, or Gold



A SNOD was present for 318 organ donation discussions with families during 2021/22. There were 14 occasions where a SNOD was not present.

Further information

Further information on potential donors after brain death (DBD) and potential donors after circulatory death (DCD) within the region are shown below, including a UK comparison. Data obtained from the Potential Donor Audit (PDA).

	DBD		DCD		Deceased donors	
	London	UK	London	UK	London	UK
Patients meeting organ donation referral criteria ¹	311	1919	432	5198	696	6767
Referred to Organ Donation Service	308	1894	367	4700	629	6258
<i>Referral rate %</i>	B 99%	99%	R 85%	90%	B 90%	92%
Neurological death tested	249	1530				
<i>Testing rate %</i>	B 80%	80%				
Eligible donors ²	219	1373	255	2972	474	4345
Family approached	203	1239	129	1445	332	2684
Family approached and SNOD present	198	1188	120	1306	318	2494
<i>% of approaches where SNOD present</i>	B 98%	96%	B 93%	90%	S 96%	93%
Consent ascertained	123	861	73	902	196	1763
<i>Consent rate %</i>	A 61%	69%	B 57%	62%	A 59%	66%
- Expressed opt in	75	522	44	550	119	1072
- <i>Expressed opt in %</i>	97%	95%	92%	90%	95%	92%
- Deemed Consent	41	260	20	267	61	527
- <i>Deemed Consent %</i>	47%	63%	46%	56%	46%	59%
- Other*	7	78	8	83	15	161
- <i>Other* %</i>	39%	66%	38%	47%	39%	55%
Actual donors (PDA data)	106	787	51	602	157	1389
<i>% of consented donors that became actual donors</i>	86%	91%	70%	67%	80%	79%

¹ DBD - A patient with suspected neurological death
DCD - A patient in whom imminent death is anticipated, ie a patient receiving assisted ventilation, a clinical decision to withdraw treatment has been made and death is anticipated within 4 hours

² DBD - Death confirmed by neurological tests and no absolute contraindications to solid organ donation
DCD - Imminent death anticipated and treatment withdrawn with no absolute contraindications to solid organ donation

* Includes patients where nation specific deemed criteria are not met and the patient has not expressed a donation decision in accordance with relevant legislation

Note that a patient that meets both the referral criteria for DBD and DCD organ donation is featured in both the DBD and DCD data but will only be counted once in the deceased donors total

Gold **Silver** **Bronze** **Amber** **Red**

For further information, including definitions, see the latest Potential Donor Audit report at www.odt.nhs.uk/statistics-and-reports/potential-donor-audit/