

North West Organ Donation Services Team

Taking Organ Transplantation to 2020, 1 April 2019 - 31 March 2020

In 2019/20, from 283 consented donors the North West Organ Donation Services Team facilitated 176 actual solid organ donors resulting in 438 patients receiving a life-saving or life-changing transplant. Data obtained from the UK Transplant Registry.

In addition to the 176 proceeding donors there were 107 consented donors that did not proceed.

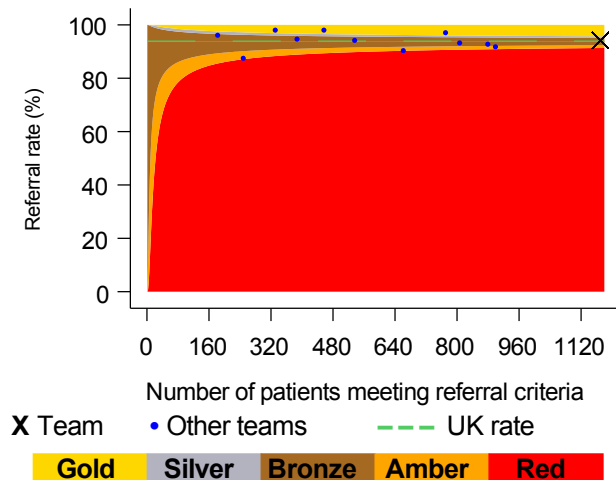
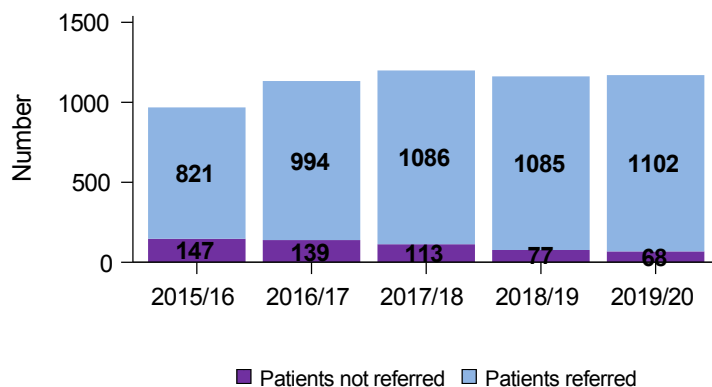
Best quality of care in organ donation, 1 April 2019 - 29 February 2020*

Referral of potential deceased organ donors

Goal: Every patient who meets the referral criteria should be identified and referred to NHS Blood and Transplant's Organ Donation Service

Aim: There should be no purple on the chart

Aim: The team (marked with a cross) should fall within Bronze, Silver, or Gold



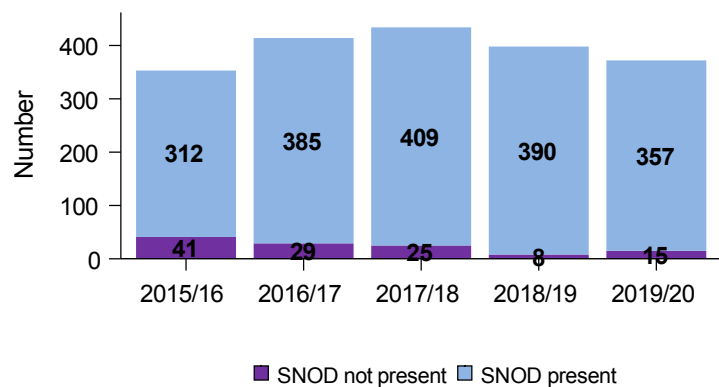
1102 potential organ donors were referred to the team during 2019/20. There were 68 occasions where potential organ donors were not referred.

When compared with UK performance, the performance within the Trust/Health Boards in the team was average (bronze) for referral of potential organ donors to NHS Blood and Transplant.

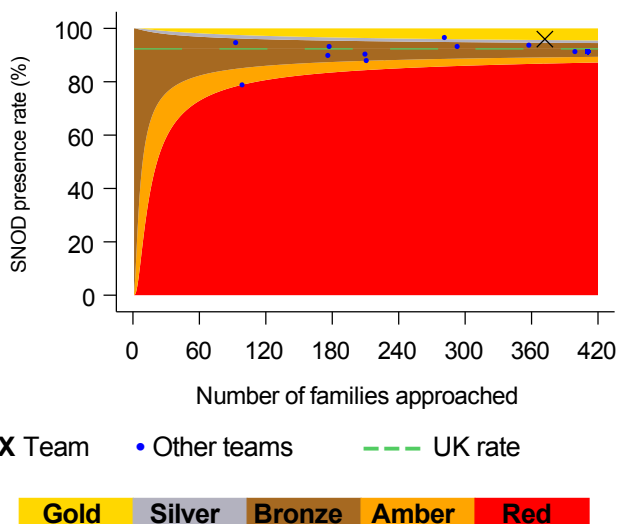
Presence of Specialist Nurse for Organ Donation

Goal: A Specialist Nurse for Organ Donation (SNOD) should be present during every organ donation discussion with families

Aim: There should be no purple on the chart



Aim: The team (marked with a cross) should fall within Bronze, Silver, or Gold



A SNOD was present for 357 organ donation discussions with families during 2019/20. There were 15 occasions where a SNOD was not present.

When compared with UK performance, the performance within the Trust/Health Boards in the team was exceptional (gold) for SNOD presence when approaching families to discuss organ donation.

Further information

Further information on potential donors after brain death (DBD) and potential donors after circulatory death (DCD) within the region are shown below, including a UK comparison. Data obtained from the Potential Donor Audit (PDA).

	DBD		DCD		Deceased donors	
	North West	UK	North West	UK	North West	UK
Patients meeting organ donation referral criteria ¹	240	1845	965	5676	1170	7324
Referred to Organ Donation Service	239	1828	897	5235	1102	6876
<i>Referral rate %</i>	B 100%	99%	B 93%	92%	B 94%	94%
Neurological death tested	201	1615				
<i>Testing rate %</i>	B 84%	88%				
Eligible donors ²	184	1542	602	3985	786	5527
Family approached	159	1368	213	1712	372	3080
Family approached and SNOD present	156	1315	201	1528	357	2843
<i>% of approaches where SNOD present</i>	B 98%	96%	G 94%	89%	G 96%	92%
Consent ascertained	109	983	144	1099	253	2082
<i>Consent rate %</i>	B 69%	72%	B 68%	64%	B 68%	68%
Actual donors (PDA data)	94	876	66	598	160	1475
<i>% of consented donors that became actual donors</i>	86%	89%	46%	54%	63%	71%

¹ DBD - A patient with suspected neurological death
DCD - A patient in whom imminent death is anticipated, ie a patient receiving assisted ventilation, a clinical decision to withdraw treatment has been made and death is anticipated within 4 hours

² DBD - Death confirmed by neurological tests and no absolute contraindications to solid organ donation
DCD - Imminent death anticipated and treatment withdrawn with no absolute contraindications to solid organ donation

Note that a patient that meets both the referral criteria for DBD and DCD organ donation is featured in both the DBD and DCD data but will only be counted once in the deceased donors total

Gold **Silver** **Bronze** **Amber** **Red**

For further information, including definitions, see the latest Potential Donor Audit report at www.odt.nhs.uk/statistics-and-reports/potential-donor-audit/

*Quality of care data relating to organ donation has been restricted to exclude the period most significantly impacted by the COVID-19 pandemic. Data presented include activity from 1 April 2019 to 29 February 2020.