

London Organ Donation Services Team

Taking Organ Transplantation to 2020, 1 April 2019 - 31 March 2020

In 2019/20, from 281 consented donors the London Organ Donation Services Team facilitated 191 actual solid organ donors resulting in 442 patients receiving a life-saving or life-changing transplant. Data obtained from the UK Transplant Registry.

In addition to the 191 proceeding donors there were 90 consented donors that did not proceed.

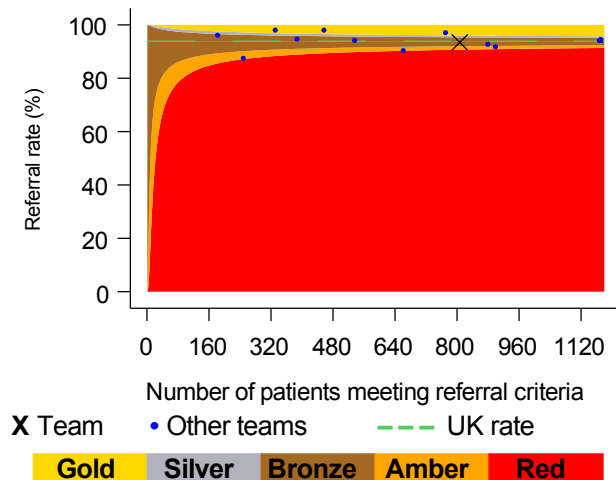
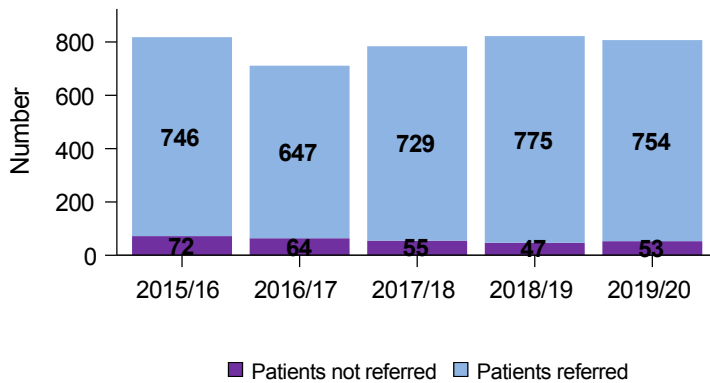
Best quality of care in organ donation, 1 April 2019 - 29 February 2020*

Referral of potential deceased organ donors

Goal: Every patient who meets the referral criteria should be identified and referred to NHS Blood and Transplant's Organ Donation Service

Aim: There should be no purple on the chart

Aim: The team (marked with a cross) should fall within Bronze, Silver, or Gold



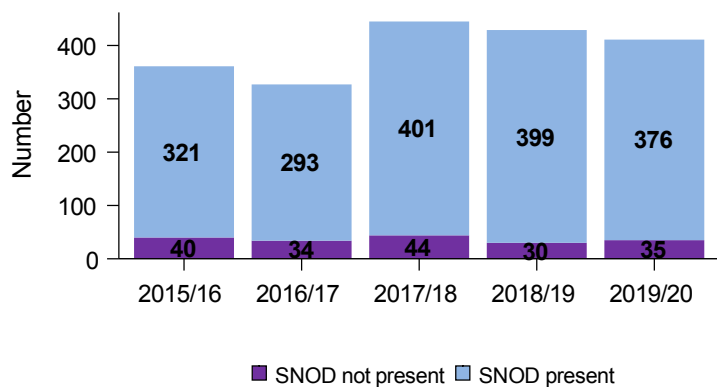
754 potential organ donors were referred to the team during 2019/20. There were 53 occasions where potential organ donors were not referred.

When compared with UK performance, the performance within the Trusts in the team was average (bronze) for referral of potential organ donors to NHS Blood and Transplant.

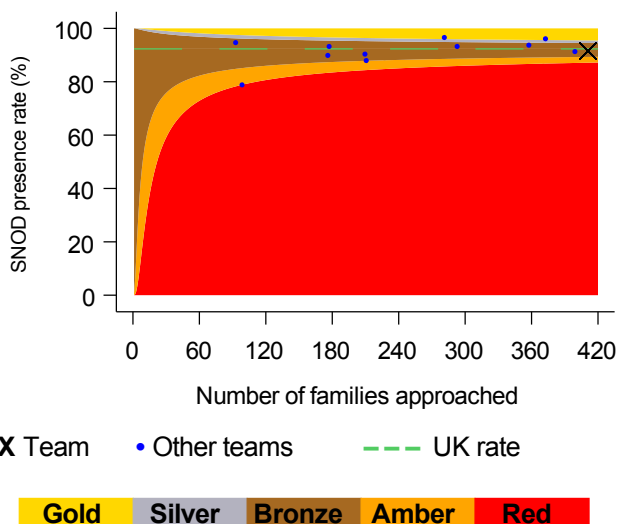
Presence of Specialist Nurse for Organ Donation

Goal: A Specialist Nurse for Organ Donation (SNOD) should be present during every organ donation discussion with families

Aim: There should be no purple on the chart



Aim: The team (marked with a cross) should fall within Bronze, Silver, or Gold



A SNOD was present for 376 organ donation discussions with families during 2019/20. There were 35 occasions where a SNOD was not present.

When compared with UK performance, the performance within the Trusts in the team was average (bronze) for SNOD presence when approaching families to discuss organ donation.

Further information

Further information on potential donors after brain death (DBD) and potential donors after circulatory death (DCD) within the region are shown below, including a UK comparison. Data obtained from the Potential Donor Audit (PDA).

Key numbers, rates and comparison with UK data, 1 April 2019 - 29 February 2020						
	DBD		DCD		Deceased donors	
	London	UK	London	UK	London	UK
Patients meeting organ donation referral criteria ¹	290	1845	550	5676	807	7324
Referred to Organ Donation Service	287	1828	498	5235	754	6876
<i>Referral rate %</i>	B 99%	99%	B 91%	92%	B 93%	94%
Neurological death tested	250	1615				
<i>Testing rate %</i>	B 86%	88%				
Eligible donors ²	239	1542	405	3985	644	5527
Family approached	210	1368	201	1712	411	3080
Family approached and SNOD present	200	1315	176	1528	376	2843
<i>% of approaches where SNOD present</i>	B 95%	96%	B 88%	89%	B 91%	92%
Consent ascertained	129	983	126	1099	255	2082
<i>Consent rate %</i>	A 61%	72%	B 63%	64%	A 62%	68%
Actual donors (PDA data)	111	876	65	598	177	1475
<i>% of consented donors that became actual donors</i>	86%	89%	52%	54%	69%	71%

¹ DBD - A patient with suspected neurological death
DCD - A patient in whom imminent death is anticipated, ie a patient receiving assisted ventilation, a clinical decision to withdraw treatment has been made and death is anticipated within 4 hours

² DBD - Death confirmed by neurological tests and no absolute contraindications to solid organ donation
DCD - Imminent death anticipated and treatment withdrawn with no absolute contraindications to solid organ donation

Note that a patient that meets both the referral criteria for DBD and DCD organ donation is featured in both the DBD and DCD data but will only be counted once in the deceased donors total

Gold **Silver** **Bronze** **Amber** **Red**

For further information, including definitions, see the latest Potential Donor Audit report at www.odt.nhs.uk/statistics-and-reports/potential-donor-audit/

*Quality of care data relating to organ donation has been restricted to exclude the period most significantly impacted by the COVID-19 pandemic. Data presented include activity from 1 April 2019 to 29 February 2020.