

A thick, blue, wavy line that curves across the top of the slide, separating the header from the main content area.

Overview of Living Donor Kidney Transplant Activity

Matthew Robb

Statistics and Clinical Research, NHSBT



The Voice of Transplantation in the UK

UK Living Kidney Donation (UK LKD) Network Meeting

Tuesday 23rd April 2024
09:30 – 16.45

Hilton Leeds City, Neville Street, Leeds, Yorkshire, LS1 4BX

Welcome!



Summary of Activity

Deceased donors, transplants and transplant waiting list



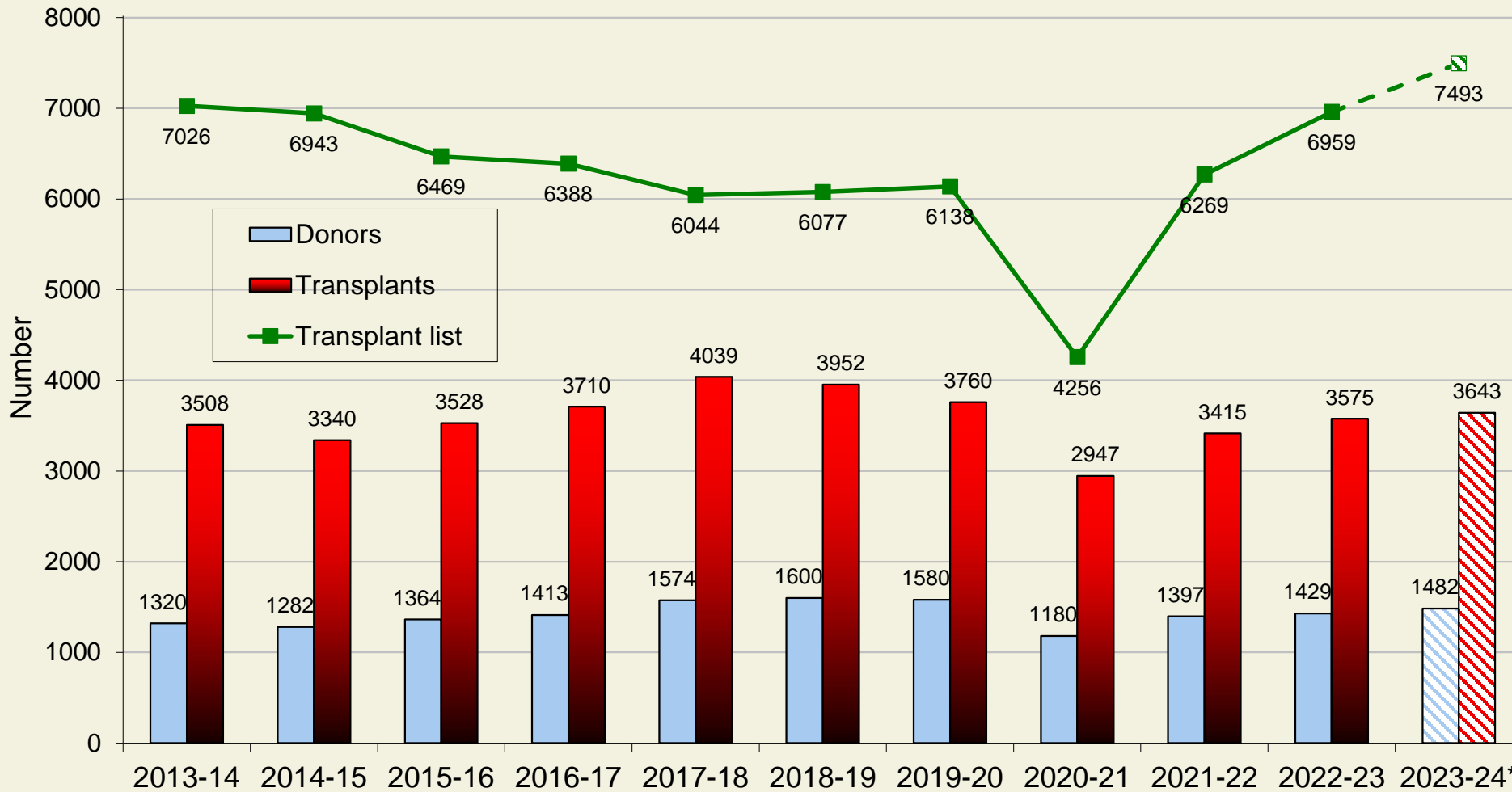
Blood and Transplant

Over the last year

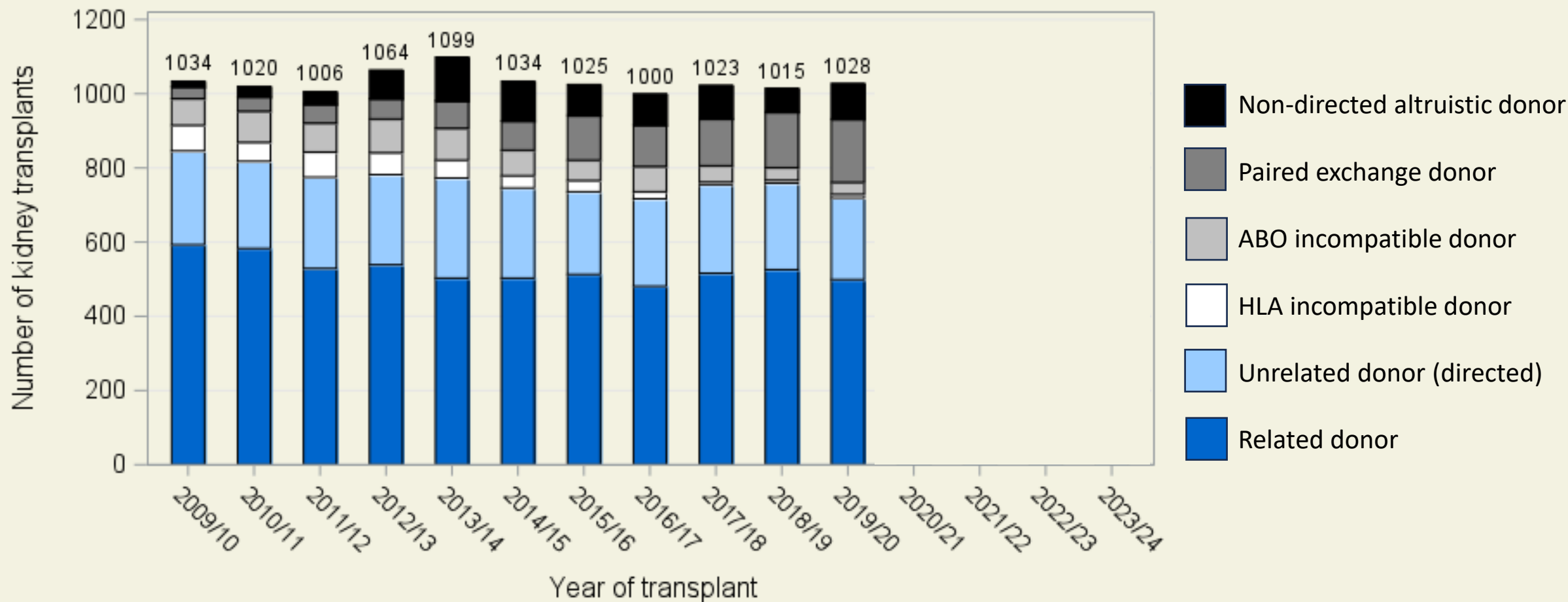
Waiting lists now larger than 10 years ago

Increase in transplants

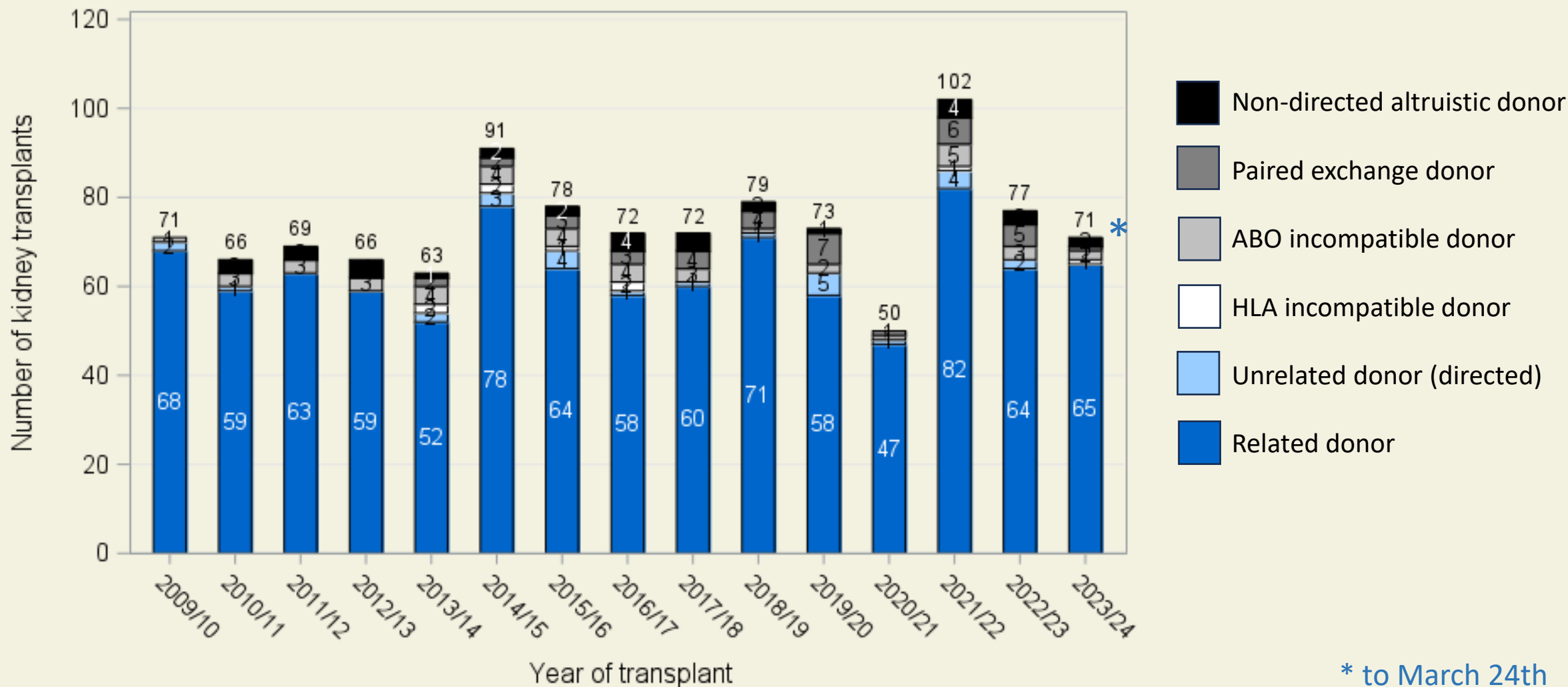
* to March 24th



Living Donor Kidney Transplant Activity



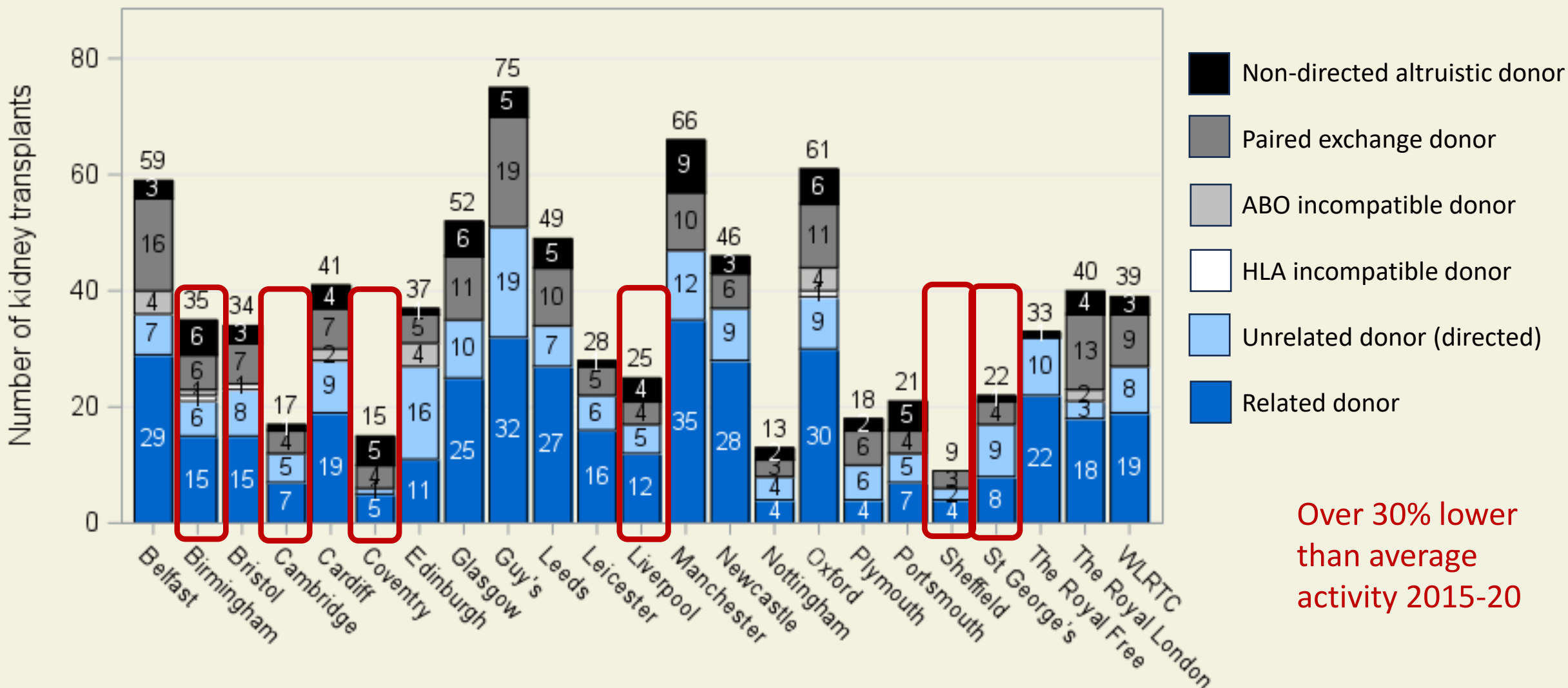
Living Donor Kidney Transplant Activity – Paediatric recipients



* to March 24th

Living Donor Kidney Transplants by Centre

April 2022 to March 2023

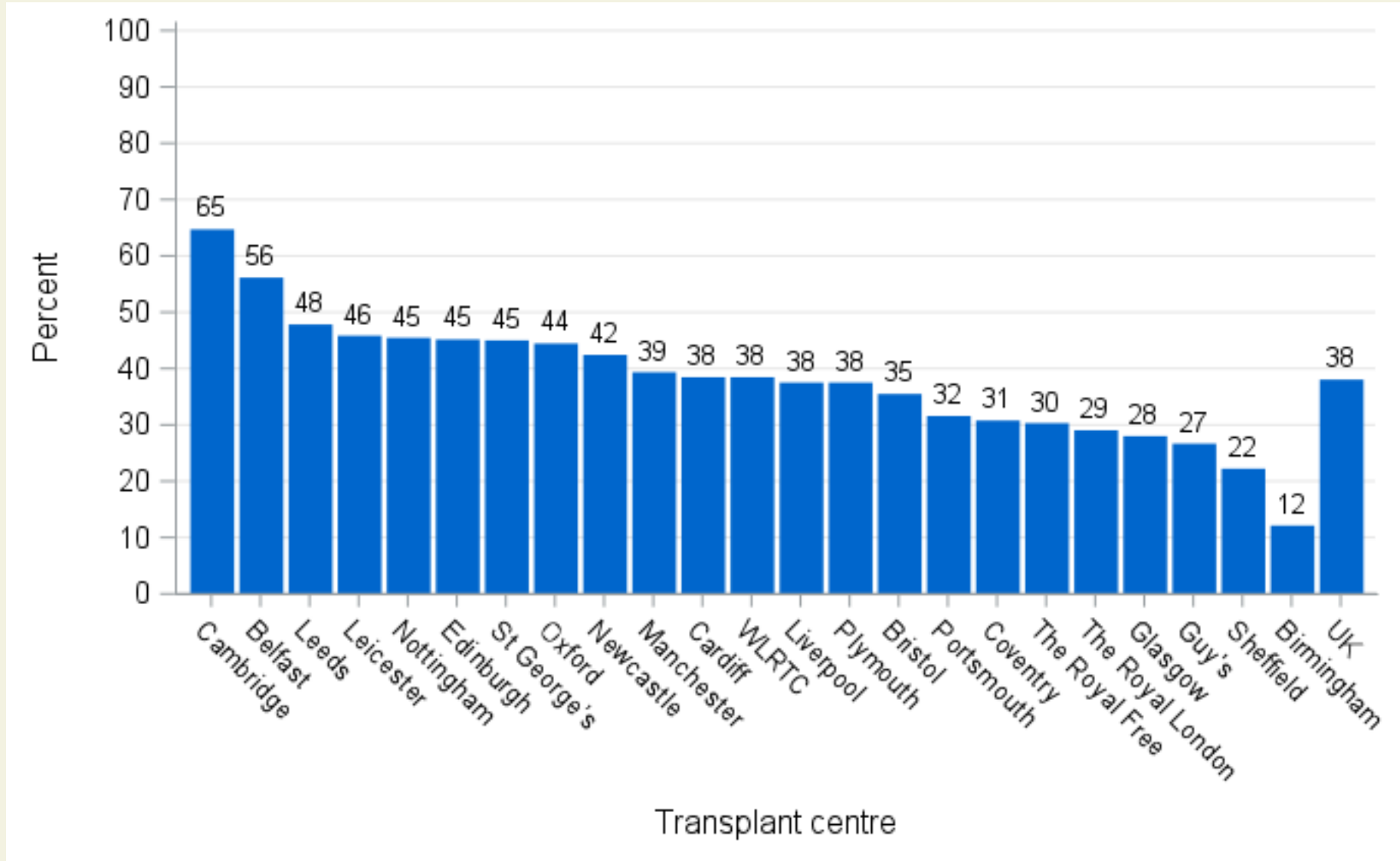


LDKT – Adult Pre-emptive transplant rate

April 2022 to March 2023



Blood and Transplant



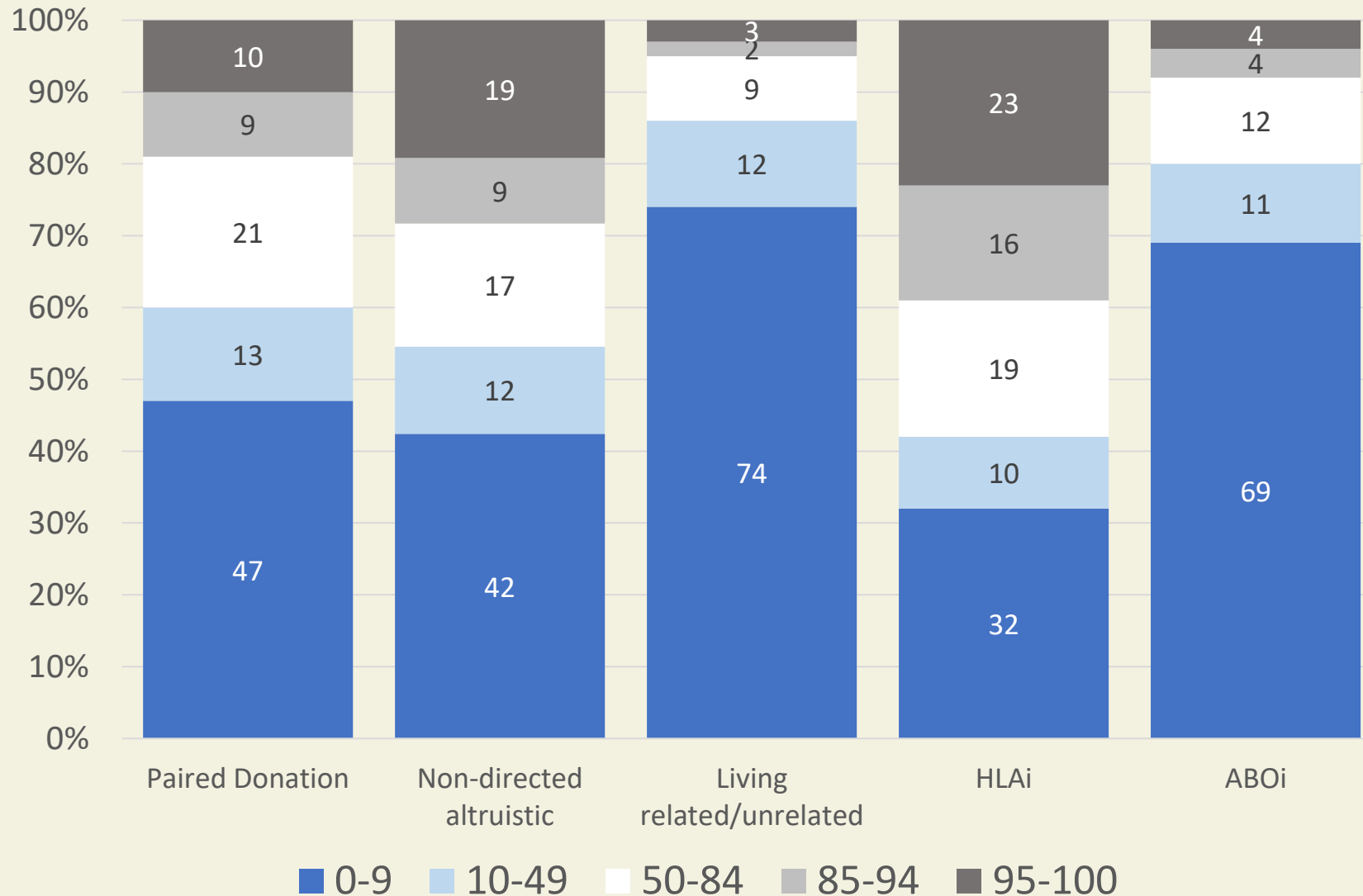
2022/23 pre-emptive transplant rate is 38%, matching the rate in 2018/19

LDKT– Calculated Reaction Frequency

April 2017 to March 2023



Blood and Transplant



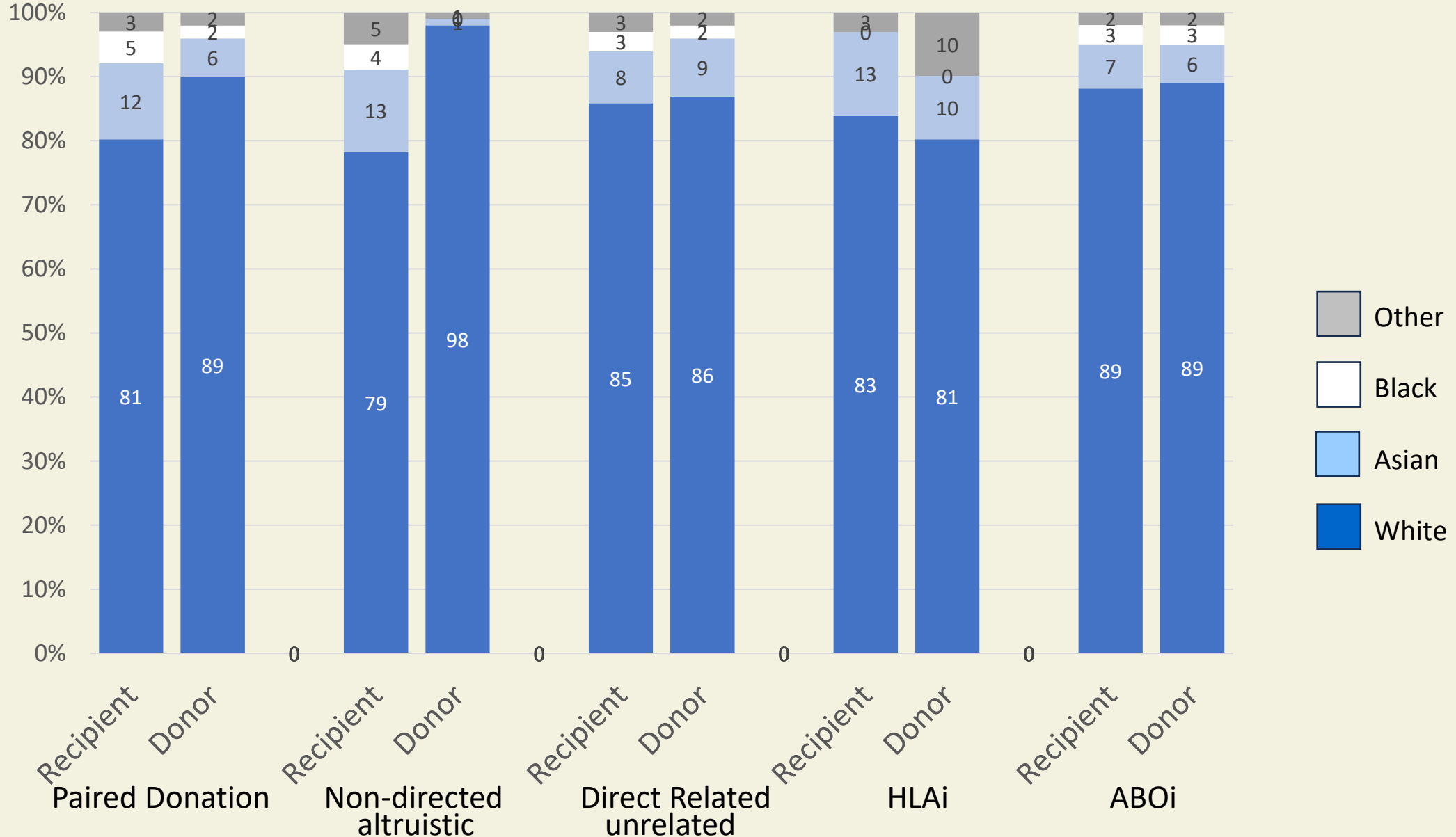
Overall, 9% of living donor transplants are in highly sensitised recipients (cRF>85%)

LDKT– Donor and Recipient Ethnicity

April 2017 to March 2023

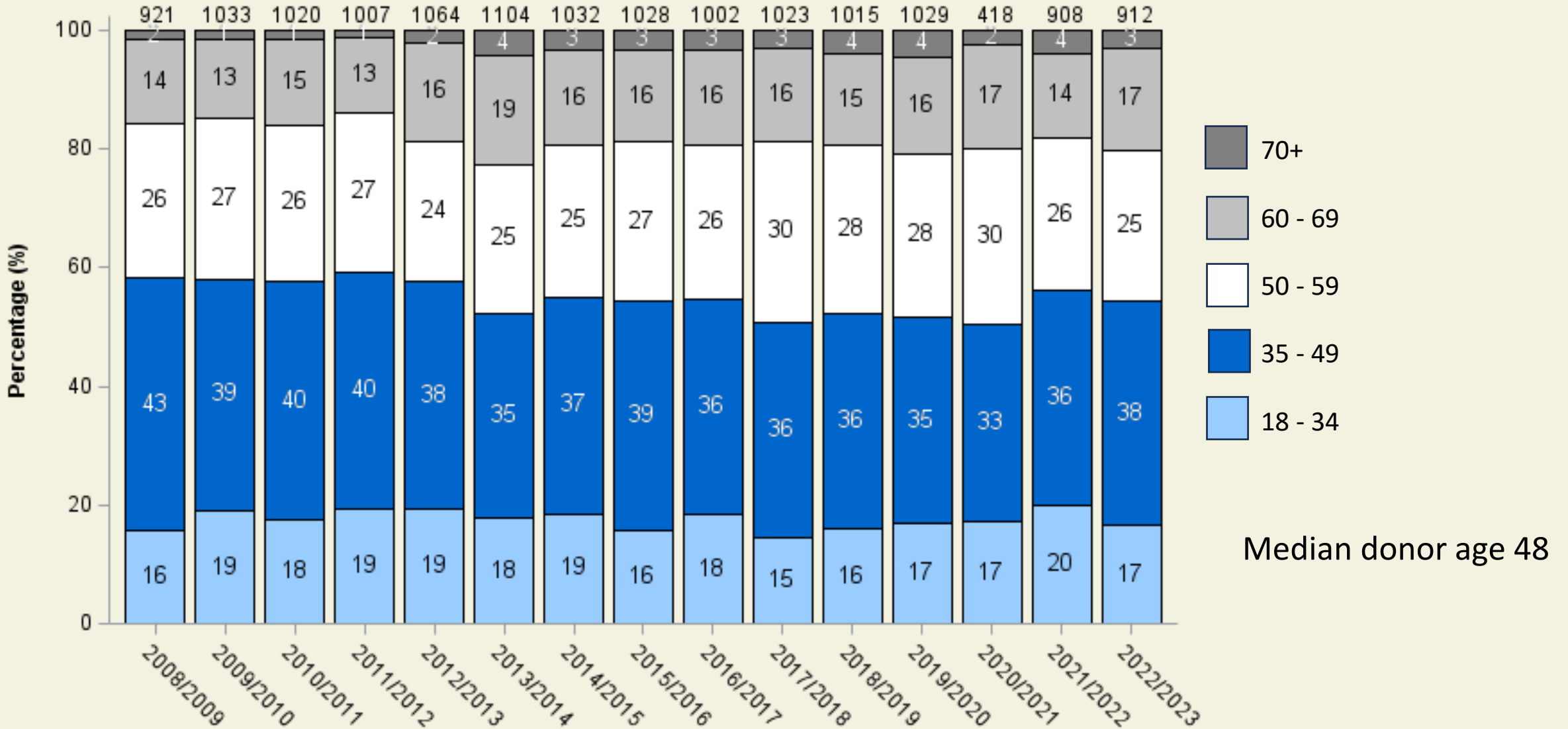


Blood and Transplant

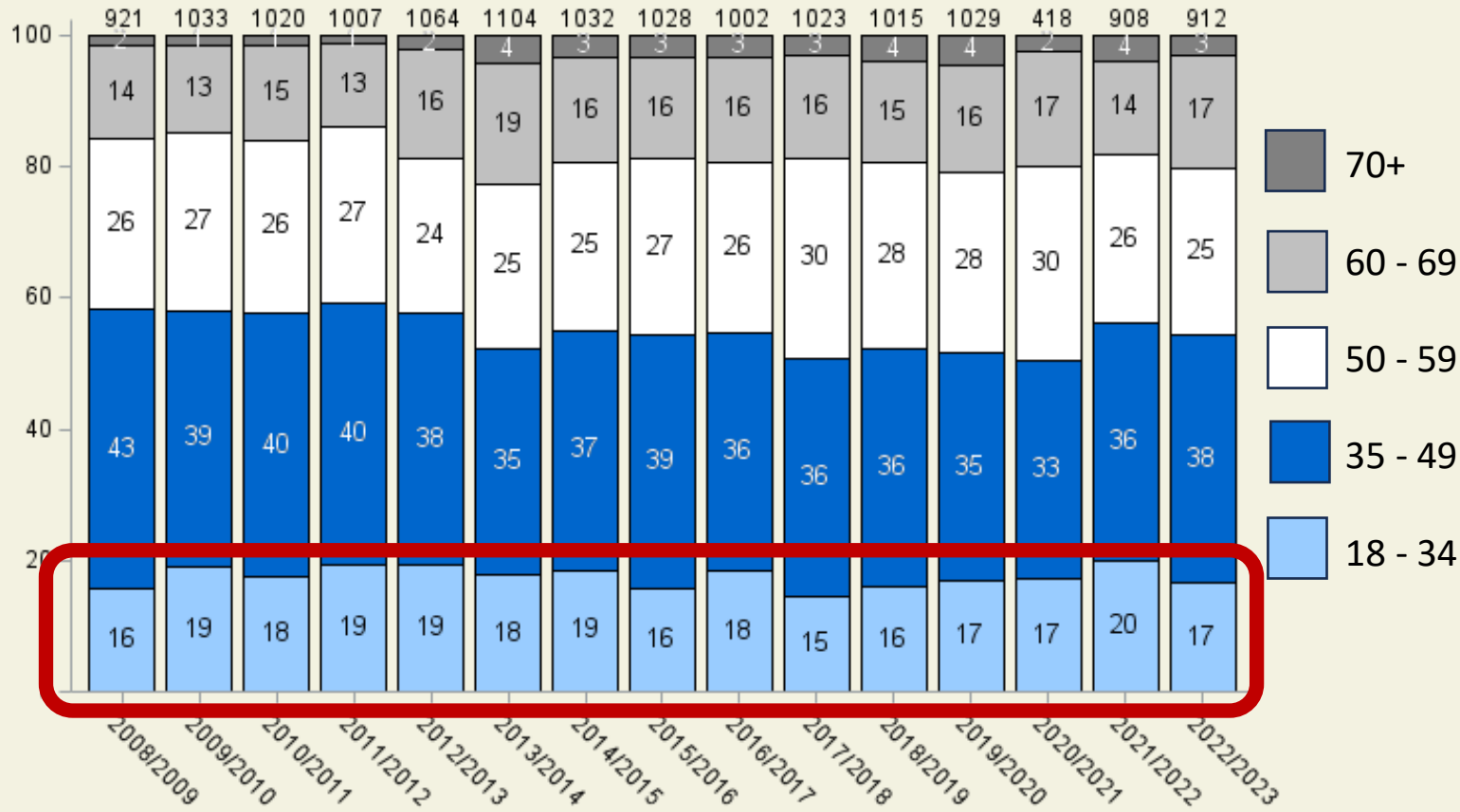


Donor Age

Donor Age 2008-2023



Donor Age 2008-2023

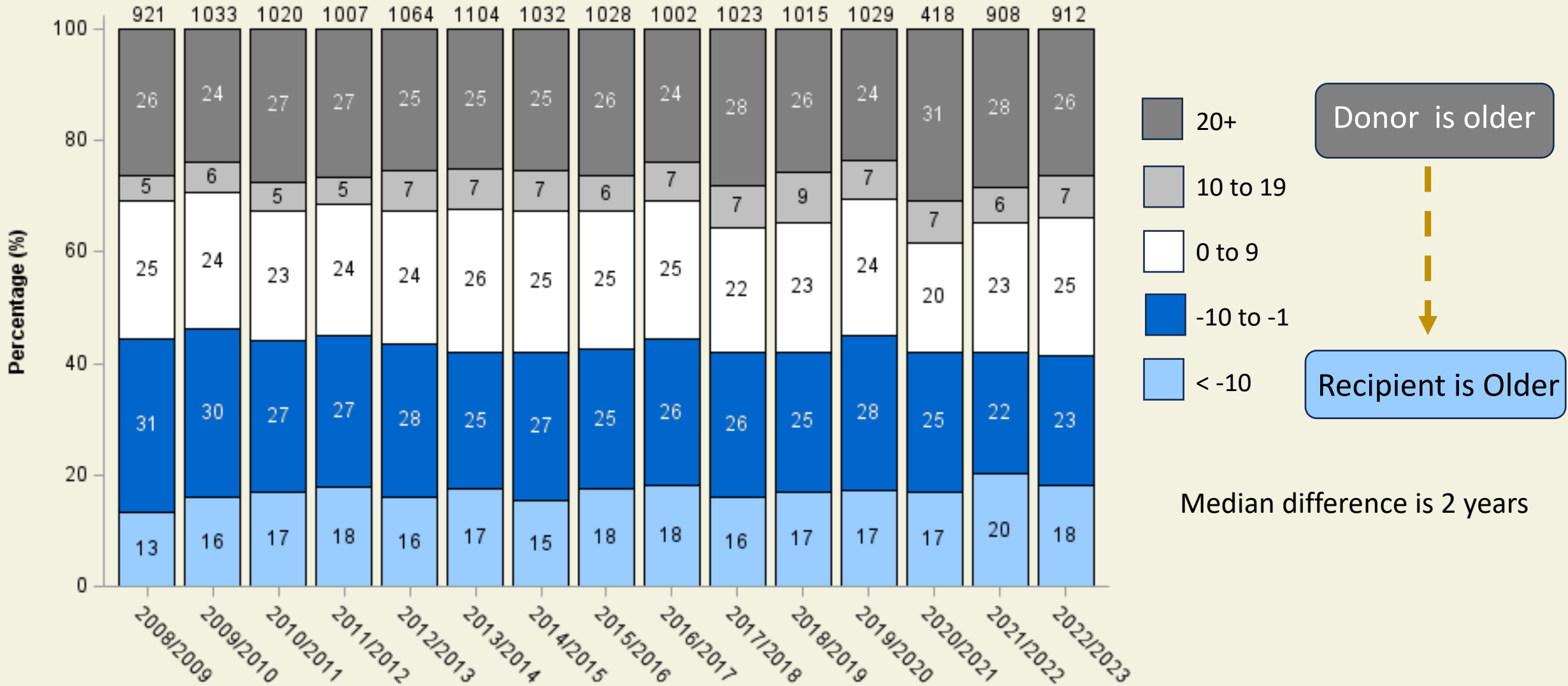


Donors aged between 18 and 34 now make up 17% of all living donors in 2022/23

3840 donors in this age group, including 10% via UKLKSS or as an NDAD to the transplant list

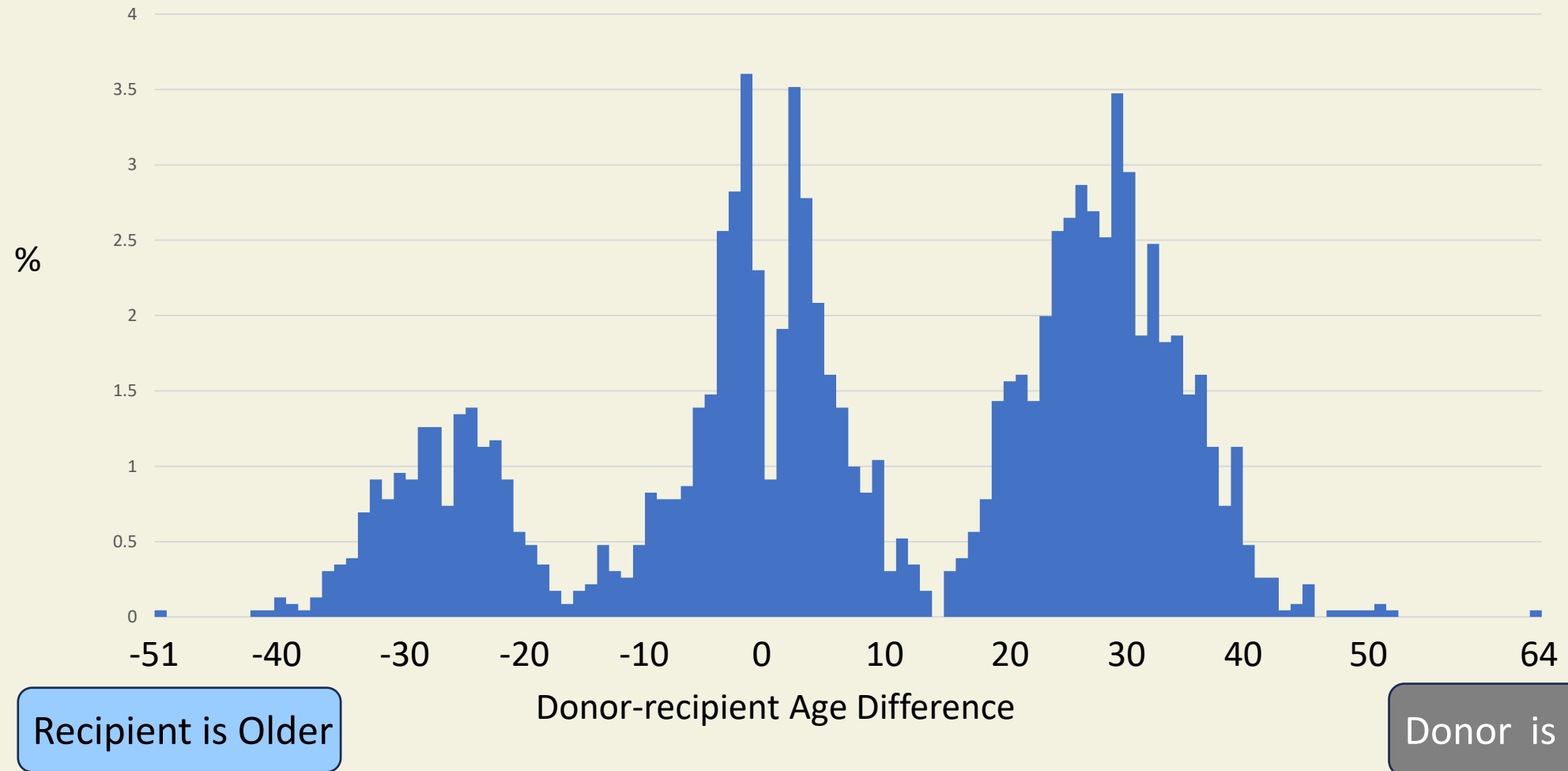
Within this age group 46 donors under 20 have now donated a kidney – mainly to a related recipient

Donor-Recipient Age Difference 2008-2023



Donor-Recipient Age Difference 2018-2023

Directed transplants -related donor

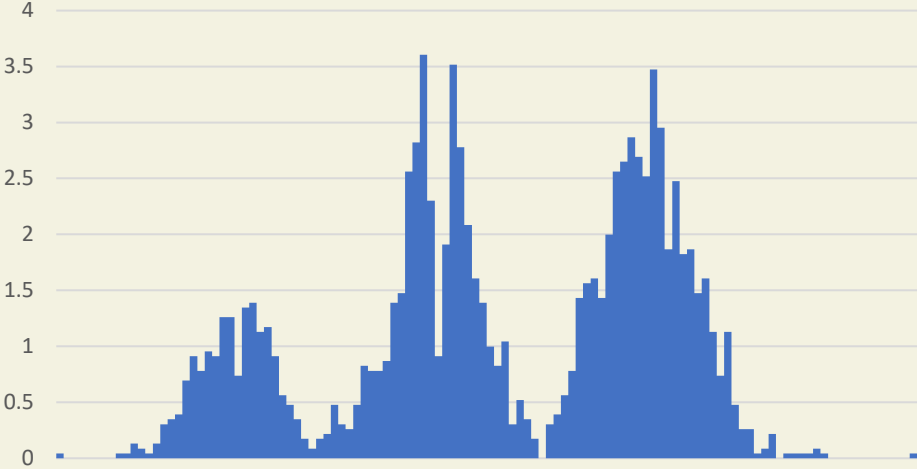


Donor-Recipient Age Difference 2018-2023



Blood and Transplant

Directed transplants -related donor



Donor-Recipient Age Difference 2018-2023



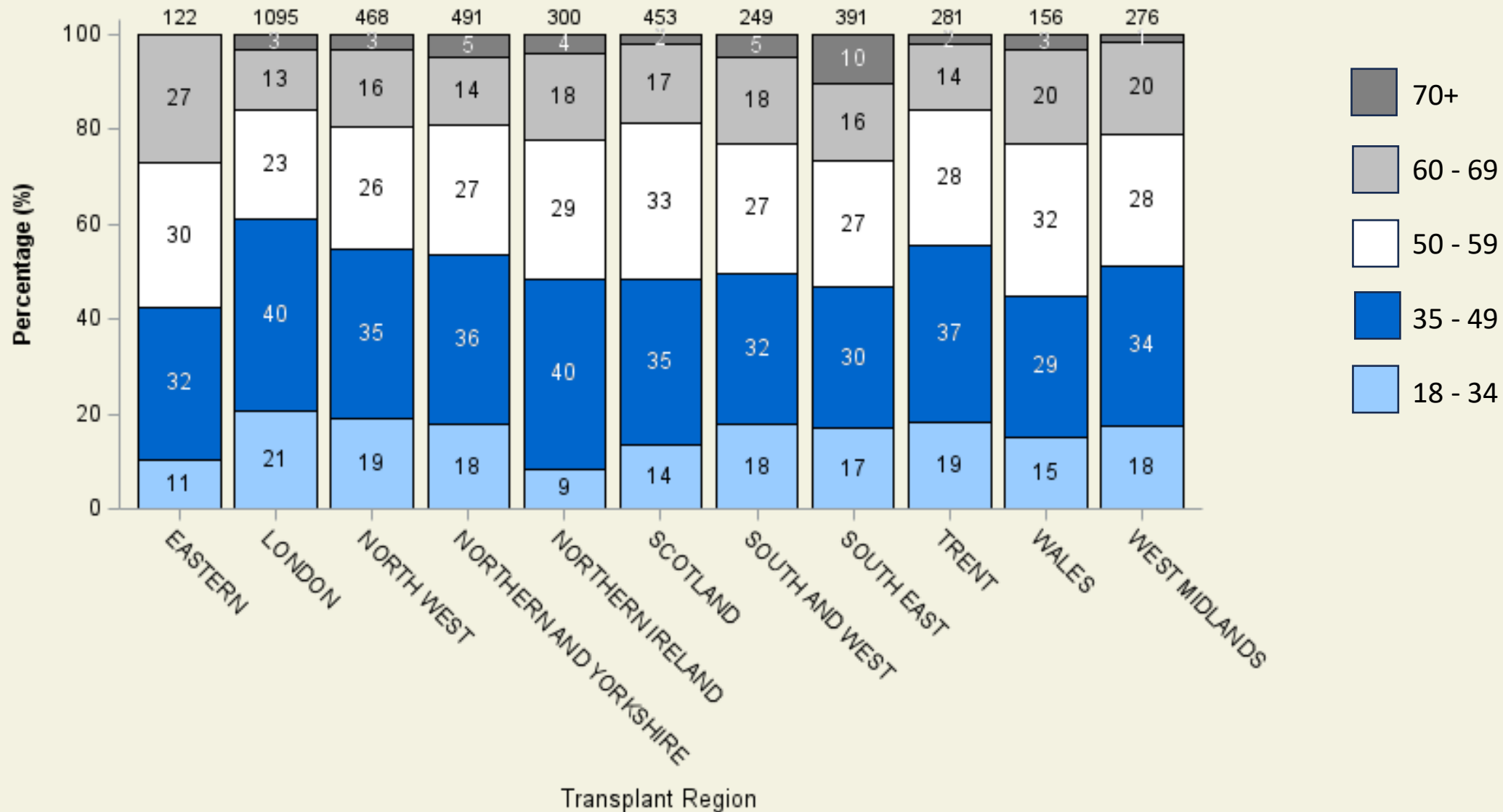
Blood and Transplant

	N	Minimum	Median	Q1-Q3	Maximum
Related/unrelated directed donation	3092	-43	2	(-5 to 24)	64
UKLKSS registered pairs	1257	-37	0	(-5 to 8)	64
UKLKSS transplants	905	-45	0	(-10 to 10)	48

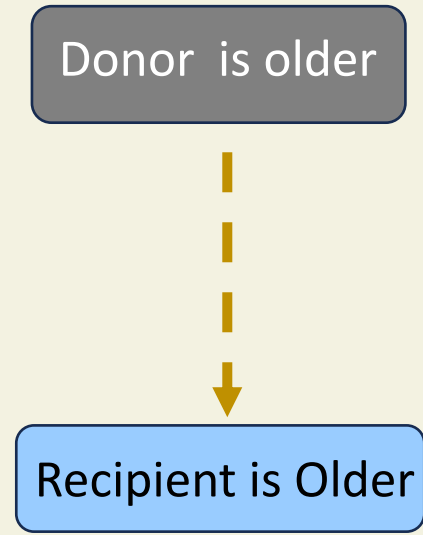
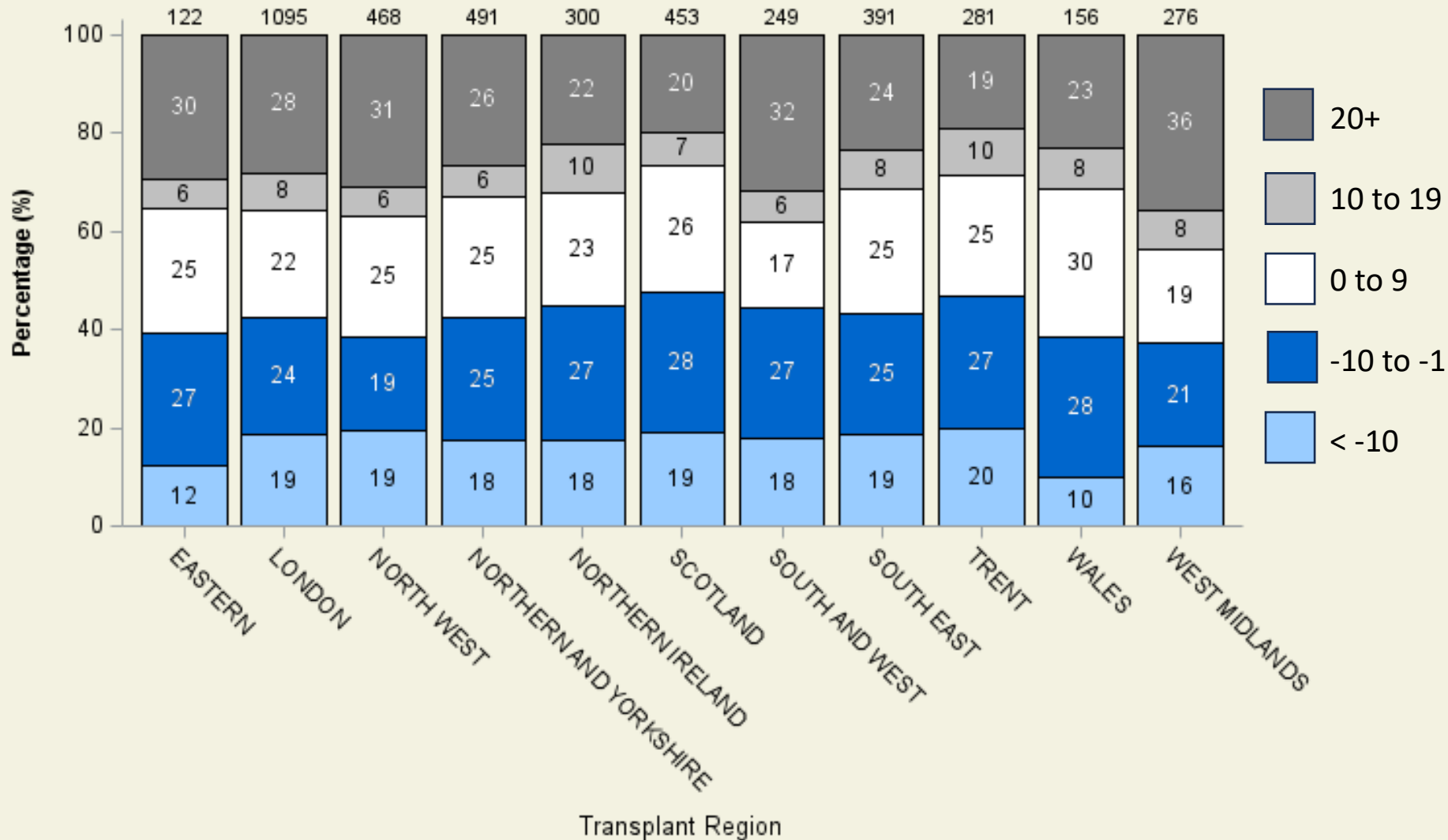
Donor Age by Region 2018-2023



Blood and Transplant



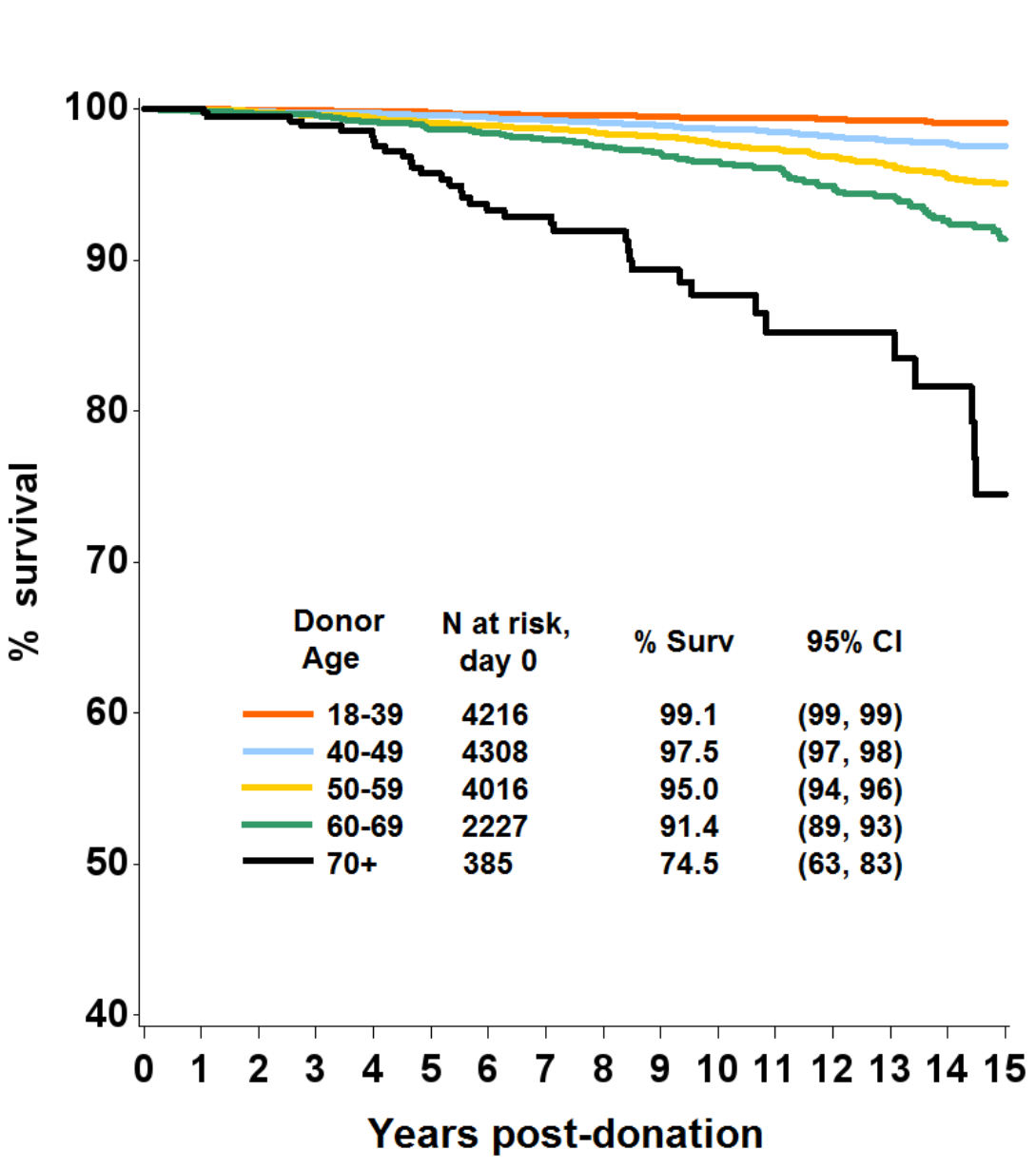
Donor-Recipient Age Difference by Region 2018-2023



Donor Survival Outcomes - Post Donation



Blood and Transplant



Living kidney donors in England and Wales, 2000-2022

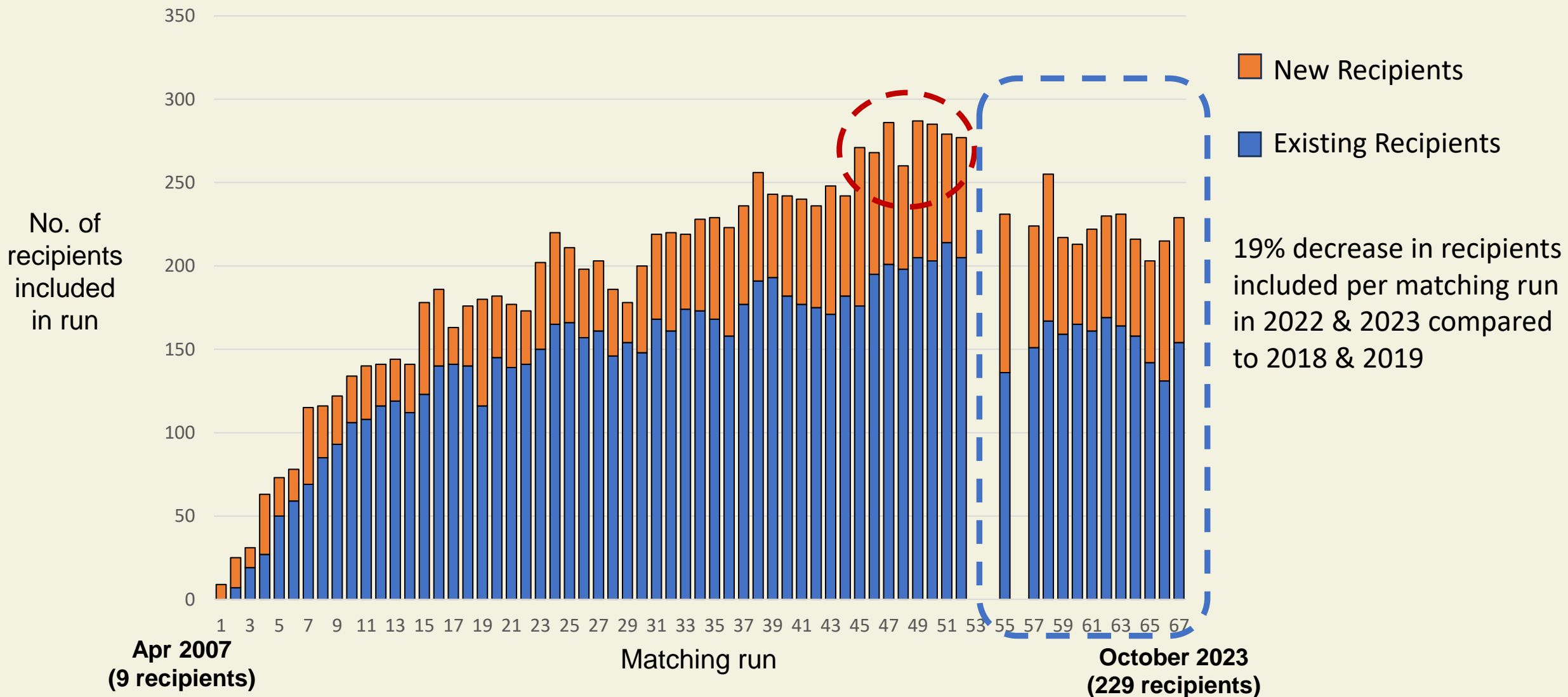
N=15,153

UK Living Kidney Sharing Scheme

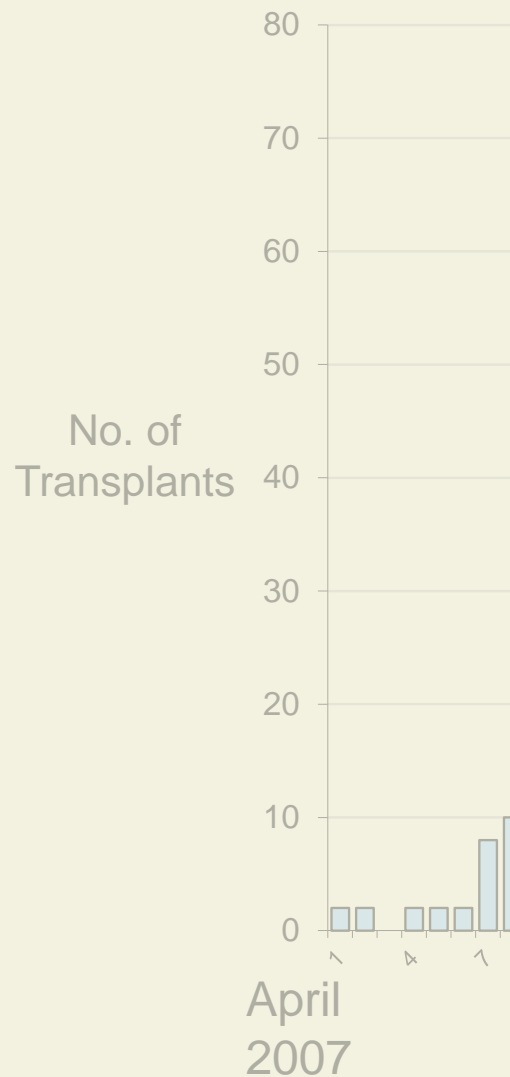
UKLKSS Activity – Recipients in matching runs



Blood and Transplant



UKLKSS Activity – Transplants by matching run



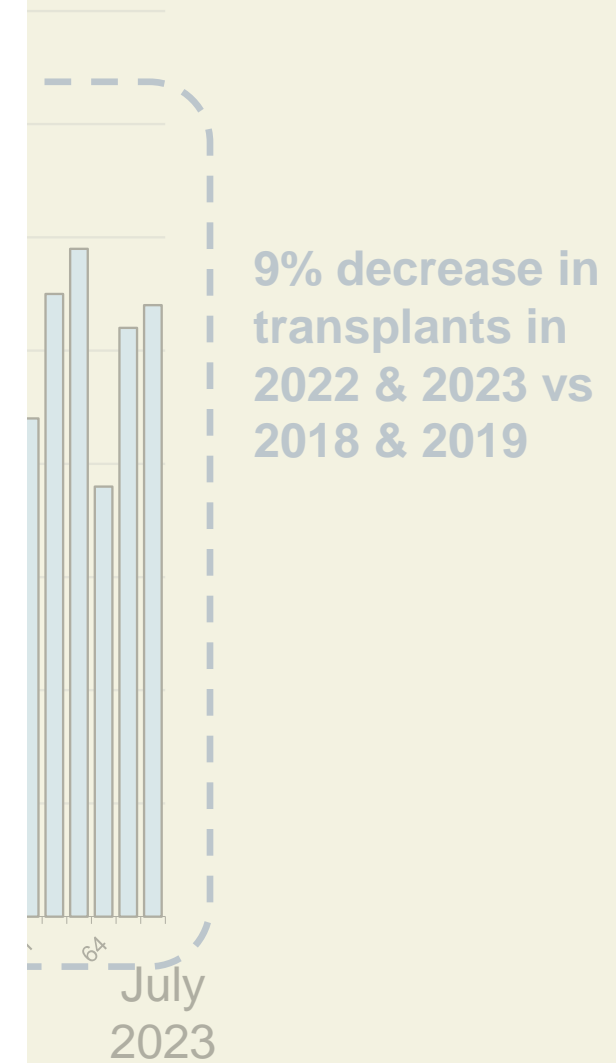
Total UKLKSS transplants:

1,911 (to January 2024)

Including:

357 donations from non-directed altruistic donors initiating chains

21% in highly sensitised recipients (cRF \geq 85%)



UKLKSS Developments



Blood and Transplant

- 2007 First matching run (2-transplant cycles possible only)
- 2008 3-transplant cycles possible
- 2011 Compatible pairs
- 2012 Introduction of 2
Antibody income
- 2015 Option of non-si
Introduction of
- 2017 Survey introduc
- 2018 Non-directed altruistic donors enter kidney exchange program as default option
- 2024 Digital transformation: Registration and matching run results in LivingPath

What can be done in the short term to maximise transplant opportunities?

Future:

- International collaboration
- Longer non-directed altruistic donor chains

g transplants

For consideration to increase transplant opportunities



Blood and Transplant

- Increase participation of non-directed altruistic donors

Increase rate of proceeding transplants – potential impact



Blood and Transplant

Recipients included (Average per MR)

Pre-pandemic
(2018 & 2019*)

277

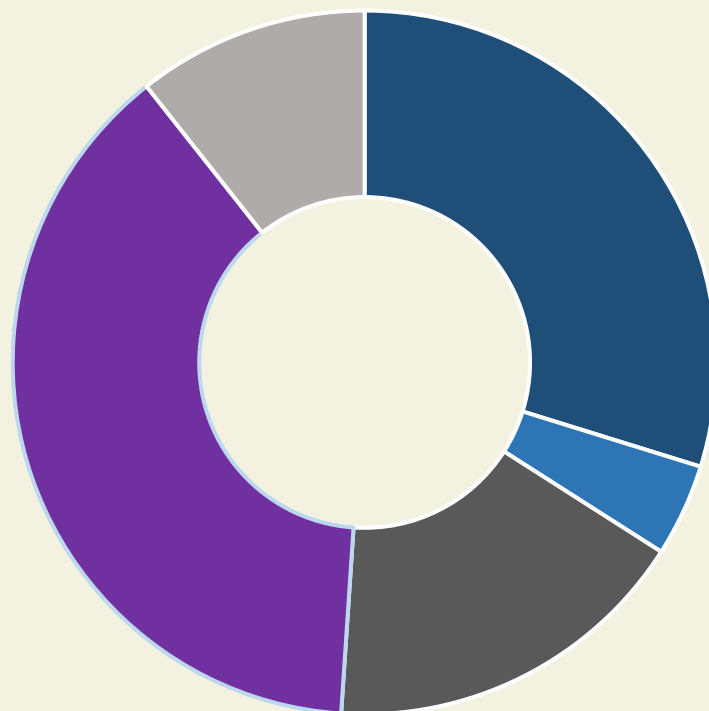
Post-pandemic
(2022 & 2023*)

219

**Last 7 completed matching runs*

UKLKSS – Reasons for non-proceeding transplants

0 - 3 weeks post matching run

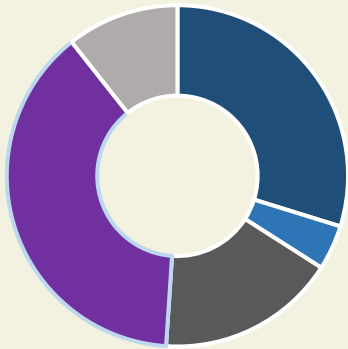


Reason	%
Immunological e.g. +ve XM	38
Clinical – Donor unsuitable	29
Clinical – Recip unsuitable	4
Donor withdrew	17
Recip withdrew	10
Alternative transplant	0

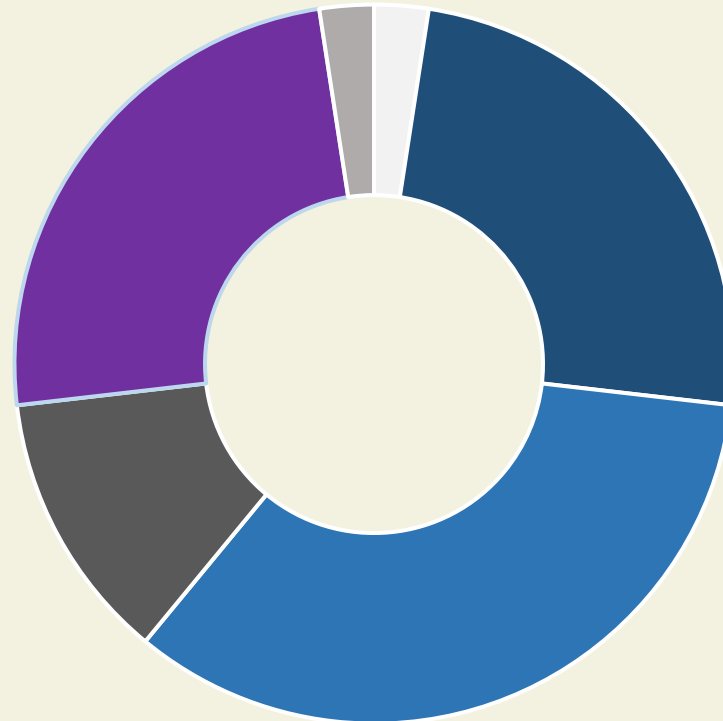
N=47

UKLKSS – Reasons for non-proceeding transplants

0 - 3 weeks



4 - 9.5 weeks post matching run

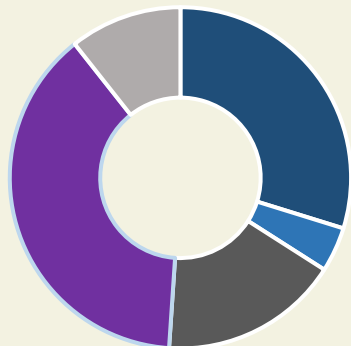


Reason	%	
Immunological e.g. +ve XM	24	↓
Clinical – Donor unsuitable	24	↓
Clinical – Recip unsuitable	34	↑
Donor withdrew	12	↓
Recip withdrew	2	↓
Alternative transplant	2	↑

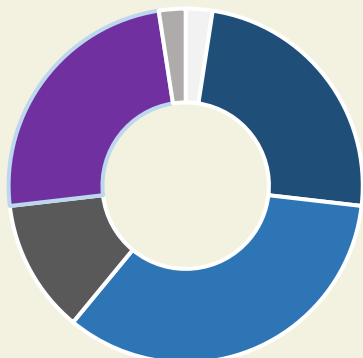
N=41

UKLKSS – Reasons for non-proceeding transplants

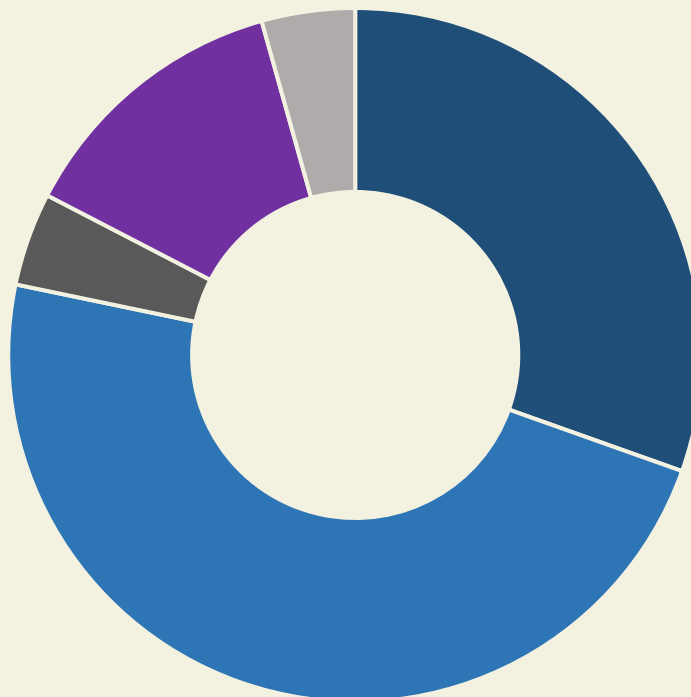
0 - 3 weeks



4 - 9.5 weeks



9.5 weeks + post matching run



Reason	%	
Immunological e.g. +ve XM	13	↓
Clinical – Donor unsuitable	30	↑
Clinical – Recip unsuitable	48	↑
Donor withdrew	4	↓
Recip withdrew	4	↑
Alternative transplant	0	↓

N=23

How do we increase the rate of proceeding transplants?



Blood and Transplant

- Careful selection of pairs for inclusion with complete assessment before inclusion
- Good communication with referral units
- Accurate reporting of information in LivingPath
- Appropriate utilisation of complex donor criteria functionality in LivingPath
- Address delays in crossmatching and scheduling of surgery

Summary




- Living donor kidney transplant activity remains at ~90% of the activity compared to pre-pandemic (reflected in direct and UKLKSS activity). It accounted for 29% of overall kidney transplant activity in 2022/23
- Median age of living kidney donors is 48 years with 17% of donors between 18 and 34 and 20% of donors aged 60 and over
- The most efficient way of increasing transplants via the UKLKSS is to improve the proceeding rate of identified transplants
- If this can continue as the pool size of matching runs recovers, we could see a 7% increase in living donor kidney transplants

Online Resources

Online resources




Blood and Transplant

UK Kidney Association Blood and Transplant British Transplantation Society

December 2023 • Issue 18

UK Living Kidney Donation (LKD) Network Newsletter



INTRODUCTION

Dear Colleagues,

Welcome to the December UK LKD Network Newsletter.

In this edition

We look forward to welcoming you to the 2024 UK Living Kidney Donor Network Meeting which will take place on Tuesday 23rd April 2024 at the Hilton City Leeds Hotel, the same venue as last year.

The feedback from last year's meeting was very positive and we have included your suggestions in planning the content of next year's forum. The traditional opening review of living donor activity in the UK will include a focus on young donors, linking into a later session on challenging clinical scenarios in which we will also explore donor/recipient age mismatch and the assessment of donors with a previous cancer diagnosis. We also hope to look at variation in living donor transplant pathways in the UK from a sustainable healthcare perspective and explore variation in access to living donor transplantation from a socioeconomic and cultural perspective. There will also be a welcome update on Travel for Transplantation, and opportunities for networking within the planned breaks.

In this Winter Newsletter we have also included a reminder about the BTS Annual Congress in Harrogate in March 2024, and links to relevant NHSBT resources including the latest report on activity within the UK Living Kidney Sharing Scheme.

We wish you all the best for 2024 and it will be great for us all to come together for our annual Forum in April.

Colin Geddes
- UK LKD Network Co-Chair, UK Kidney Association (UKKA) Lead




John Stoves
- UK LKD Network Co-Chair, Clinical Lead Bradford Teaching Hospitals and KAG Representative for Non-Transplanting Centres

<https://www.odt.nhs.uk/living-donation/uk-living-kidney-donation-network/>

Online resources




Blood and Transplant

December 2023 • Issue 18

UK Living Kidney Donation (LKD) Network Newsletter



INTRODUCTION

Dear Colleagues,
Welcome to the December UK LKD Network Newsletter.
In this edition
We look forward to welcoming you to the 2024 UK Living Kidney Donor Network Meeting which will take place on Tuesday 23rd April 2024 at the Hilton City Leeds Hotel, the same venue as last year.
The feedback from last year's meeting was very positive and we have included your suggestions in planning the content of next year's forum. The traditional opening review of living donor activity in the UK will include a focus on young donors, linking into a later session on challenging clinical scenarios in which we will also explore donor/recipient age mismatch and the assessment of donors with a previous cancer diagnosis. We also hope to look at variation in living donor transplant pathways in the UK from a sustainable healthcare perspective and explore variation in access to living donor transplantation from a socioeconomic and cultural perspective. There will also be a welcome update on Travel for Transplantation, and opportunities for networking within the planned breaks.
In this Winter Newsletter we have also included a reminder about the BTS Annual Congress in Harrogate in March 2024, and links to relevant NHSBT resources including the latest report on activity within the UK Living Kidney Sharing Scheme.
We wish you all the best for 2024 and it will be great for us all to come together for our annual Forum in April.

Colin Geddes
- UK LKD Network Co-Chair, UK Kidney Association (UKKA) Lead

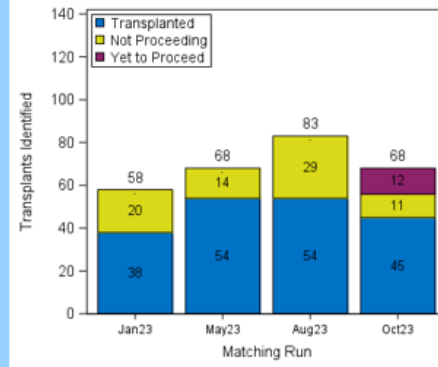
John Stoves
- UK LKD Network Co-Chair, Clinical Lead Bradford Teaching Hospitals and KAG Representative for Non-Transplanting Centres

UK Living Kidney Sharing Schemes Performance Figures



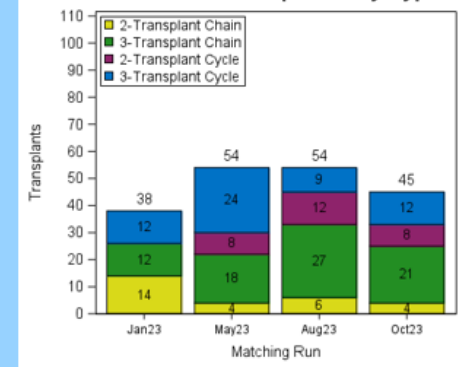
Blood and Transplant

Paired Donation Transplants Identified

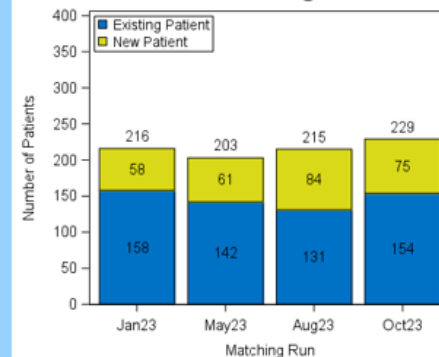


	Total May 2007 - Oct 2023
Pairs Registered	3663
Patients Registered	3319
Altruistic Donors in Paired Donation Matching Runs	564
Compatible Pairs Registered	370
Transplants	1911
ABOi Transplants	14

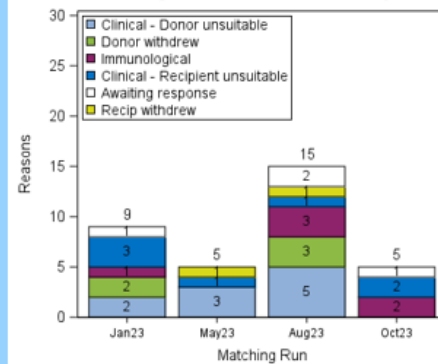
Paired Donation Transplants by Type



Patients in Each Matching Run



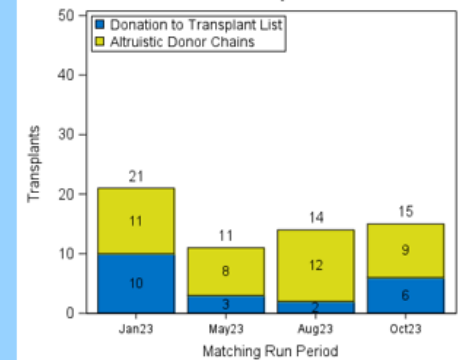
Non Proceeding Paired Donation Transplants



Note: each reason may account for multiple transplants

UKLKSS Records	In a Matching Run
Pairs Included	313 (Apr 2019)
Patients Included	287 (Apr 2019)
Altruistic Donors Included	29 (Feb 2020)
Transplants Identified	97 (Apr 2019)
Transplants Proceeded	72 (Apr 2019)

Altruistic Donor Transplants



<https://www.odt.nhs.uk/living-donation/uk-living-kidney-donation-network/>

Online resources – Slides



Blood and Transplant

NHS
Blood and Transplant

Who we are | What we do | How we help | How you can help | Careers | News

ODT CLINICAL

Search

- Home
- Deceased donation
- Living donation
- Retrieval
- Transplantation
- Statistics and reports
- Information for patients
- ODT structure & standards

Home / Living donation / UK Living Kidney Donation Network

UK Living Kidney Donation Network

The UK Living Kidney Donation Network (UKLKD Network) is a multi-disciplinary network with representation from nephrology, specialist nursing, transplant surgery and histocompatibility and immunogenetics.

It aims to support best practice in living donor kidney transplantation in transplant centres and referring renal units across all four UK countries.

[You can access the Terms of Reference \(ToR\) here \(PDF 192KB\)](#)

Network meetings

- April 2024
- May 2023
- April 2022

In this section

- Living donor kidney transplantation
- UK Living Kidney Sharing Scheme
- UK Living Kidney Donation Network
- UK Living Donor Liver Transplantation Network
- Living donor liver transplantation
- Critical incident reporting
- Tools and resources

<https://www.odt.nhs.uk/living-donation/uk-living-kidney-donation-network/>

Online resources – Reports

ODT CLINICAL

Your search here

Home Deceased donation Living donation Retrieval Transplantation Statistics and reports Information for patients ODT structure & standards

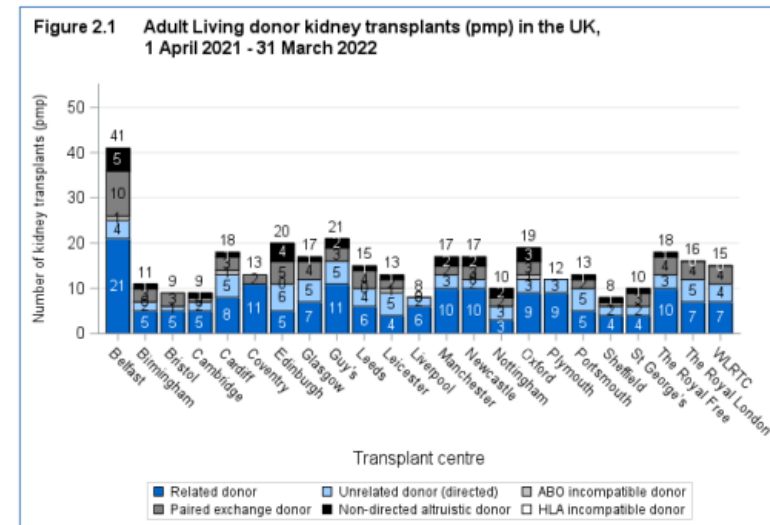
Home / Statistics and reports

Statistics and reports

Downloadable statistics and information about accessing further data and resources

These pages contain all the latest reports and presentations from the Statistics team at NHS Blood and Transplant including Activity Report, Organ Specific Reports and Performance Reports. You will find links to these pages from other areas of the website. All reports are collated here for ease of reference. We also retain archived reports so that historic data are available.

Figure 2.1 shows the number of adult living donor kidney transplants per million population (pmp) that were performed in 2021/22 in each transplant centre. Belfast had the highest rate of adult living donor kidney transplants per million population.




Acknowledgements



Blood and Transplant

- Statistics and Clinical Research
 - Maria Jacobs
 - Sam Richards
- OTDT Hub Information Services
 - Matt Secker
- Lisa Burnapp

Transplant unit and other hospital staff, Specialist Nurses for Organ Donation, and OTDT HUB team for provision of data to the UK Transplant Registry



@NHSBT_Stats

www.odt.nhs.uk