

BSMS Annual Report 2023

All change vs 2022

RBC Issues


1,341,196 UNITS

↔ **-0.6%**

0 Neg RBC Issues

195,428 UNITS


↔ **-0.2%**



PLT Issues

247,447 UNITS

↑ **1%**



A Neg PLT Issues

45,317 UNITS


↑ **1.1%**

FFP + Cryo Issues

- FFP = 143,575 units ↓ **-2.9%**
- Cryo = 40,678 units ↑ **1.6%**

VANESA DATA SUBMISSION

Data Review: We identified 19 hospitals with exceptional RBC stock data submission and awarded thank you certificates to acknowledge 365 days of submission over 12 months.



WASTAGE

RBC wastage

31,760 units

65% = Time expired ↑

PLT wastage

12,009 units

42% = Time expired ↑

FFP wastage

30,527 units






-22% reduction in split or damaged wastage ↓

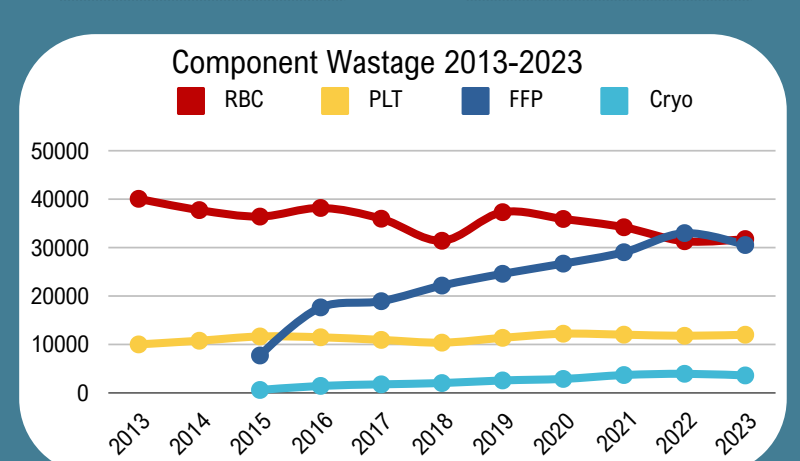
Cryo wastage

3,605 units

-74% reduction in split or damaged wastage ↓

2023 Mean Submission rate


	96%	RBC Stock	↑
	91%	RBC Wastage	↑
	88%	PLT Wastage	↑
	82%	FFP Wastage	↑
	69%	Cryo Wastage	↑



ANNUAL WAPI %

(WASTAGE AS A PERCENTAGE OF ISSUES)

Red Blood Cells	2.37%	↔
Platelets	4.85%	↔
FFP	21.26%	↓
Cryoprecipitate	8.86%	↓



BSMS TEAM UPDATE




- Completed the inventory practice survey for frozen components
- 3 BSMS newsletters
- Review of BSMS hospital user categories and introduction of FFP/Cryo user categories
- Vanesa developments and upgrade deployed to improve user interface
- Support to wider Customer Service and Patient Blood Management teams and NHSBT activities - regional meetings & stock management and planning activities
- BSMS component report review survey to begin improvement project
- 6 Education days

BSMS Education Event

“An Introduction to Smarter Inventory Management”

Join us! @




Average Participant Rating out of 5

4.9 ★★★★★

In 2023:

- 6 events and 62 participants...
- ...from 49 hospitals...
- ...from 6+ transfusion team roles
- All improved their knowledge of stock management and how to minimise wastage!

