

**East Sussex Healthcare NHS Trust**

**Taking Organ Transplantation to 2020**

In 2021/22, from 7 consented donors the Trust facilitated 6 actual solid organ donors resulting in 15 patients receiving a life-saving or life-changing transplant. Data obtained from the UK Transplant Registry.

In addition to the 6 proceeding donors there was one consented donor that did not proceed.

**Best quality of care in organ donation**

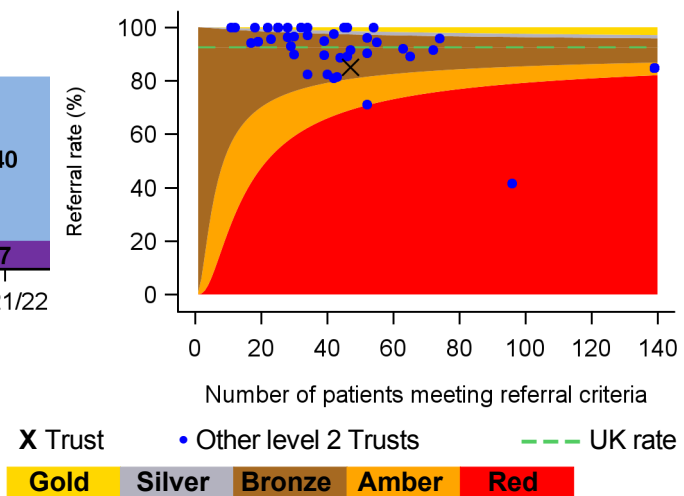
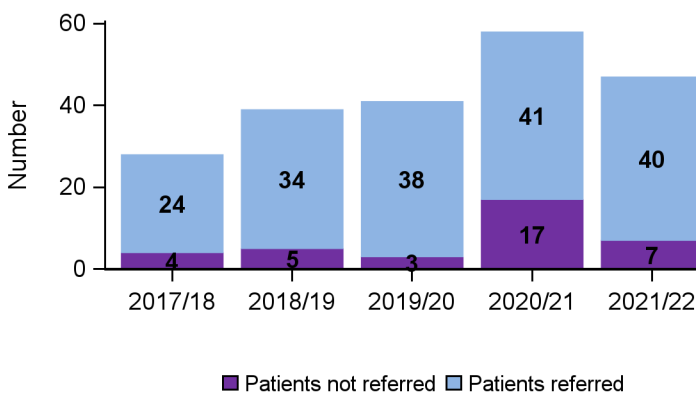
We acknowledge that the data presented in this section includes the period most significantly impacted by COVID-19 and appreciate that the COVID-19 pandemic affected Trusts/Boards differently across the UK.

**Referral of potential deceased organ donors**

**Goal: Every patient who meets the referral criteria should be identified and referred to NHS Blood and Transplant's Organ Donation Service**

**Aim: There should be no purple on the chart**

**Aim: The Trust (marked with a cross) should fall within Bronze, Silver, or Gold**

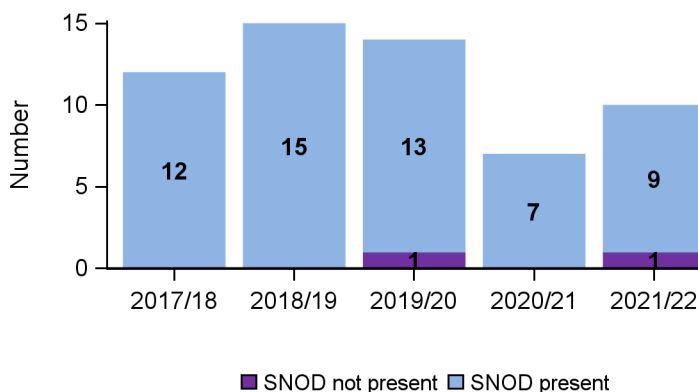


The Trust referred 40 potential organ donors during 2021/22. There were 7 occasions where potential organ donors were not referred.

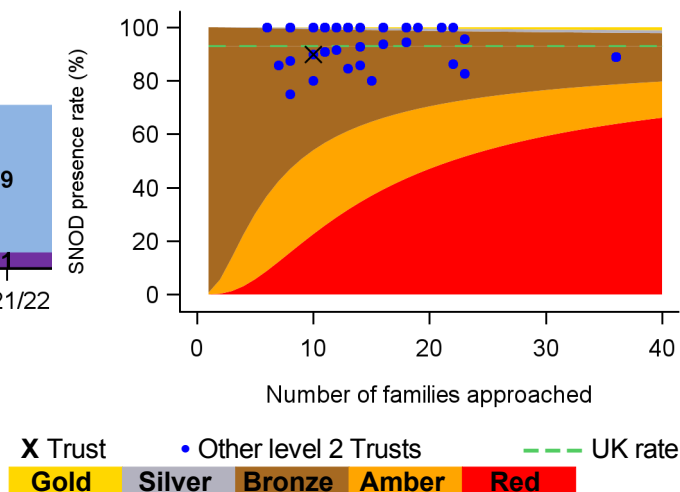
## Presence of Specialist Nurse for Organ Donation

**Goal: A Specialist Nurse for Organ Donation (SNOD) should be present during every organ donation discussion with families**

**Aim: There should be no purple on the chart**



**Aim: The Trust (marked with a cross) should fall within Bronze, Silver, or Gold**



A SNOD was present for 9 organ donation discussions with families during 2021/22. There was 1 occasion where a SNOD was not present.

### Why it matters

- If suitable patients are not referred, the patient's decision to be an organ donor is not honoured or the family does not get the chance to support organ donation.
- The consent rate in the UK is much higher when a SNOD is present.
- The number of patients receiving a life-saving or life-changing solid organ transplant in the UK is increasing but patients are still dying while waiting.

#### Regional donors, transplants, waiting list, and NHS Organ Donor Register (ODR) data

	South East Coast*	UK
<b>1 April 2021 - 31 March 2022</b>		
Deceased donors	90	1,397
Transplants from deceased donors	179	3,410
Deaths on the transplant list	19	422
<b>As at 31 March 2022</b>		
Active transplant list	317	6,269
Number of NHS ODR opt-in registrations (% registered)**	2,197,695 (47%)	27,751,289 (43%)

\*Regions have been defined as per former Strategic Health Authorities

\*\* % registered based on population of 4.63 million, based on ONS 2011 census data

## Further information

Further information on potential donors after brain death (DBD) and potential donors after circulatory death (DCD) at the Trust are shown below, including a UK comparison. Data obtained from the Potential Donor Audit (PDA).

	DBD		DCD		Deceased donors	
	Trust	UK	Trust	UK	Trust	UK
Patients meeting organ donation referral criteria <sup>1</sup>	5	1919	43	5198	47	6767
Referred to Organ Donation Service	5	1894	36	4700	40	6258
<i>Referral rate %</i>	<b>G</b> 100%	99%	<b>B</b> 84%	90%	<b>B</b> 85%	92%
Neurological death tested	4	1530				
<i>Testing rate %</i>	<b>B</b> 80%	80%				
Eligible donors <sup>2</sup>	1	1373	16	2972	17	4345
Family approached	1	1239	9	1445	10	2684
Family approached and SNOD present	1	1188	8	1306	9	2494
<i>% of approaches where SNOD present</i>	<b>G</b> 100%	96%	<b>B</b> 89%	90%	<b>B</b> 90%	93%
Consent ascertained	1	861	6	902	7	1763
<i>Consent rate %</i>	<b>G</b> 100%	69%	<b>B</b> 67%	62%	<b>B</b> 70%	66%
- Expressed opt in	1	522	5	550	6	1072
- <i>Expressed opt in %</i>	100%	95%	100%	90%	100%	92%
- Deemed Consent	0	260	1	267	1	527
- <i>Deemed Consent %</i>	N/A	63%	33%	56%	33%	59%
- Other*	0	78	0	83	0	161
- <i>Other* %</i>	N/A	66%	N/A	47%	N/A	55%
Actual donors (PDA data)	1	787	5	602	6	1389
<i>% of consented donors that became actual donors</i>	100%	91%	83%	67%	86%	79%

<sup>1</sup> DBD - A patient with suspected neurological death  
DCD - A patient in whom imminent death is anticipated, ie a patient receiving assisted ventilation, a clinical decision to withdraw treatment has been made and death is anticipated within 4 hours

<sup>2</sup> DBD - Death confirmed by neurological tests and no absolute contraindications to solid organ donation  
DCD - Imminent death anticipated and treatment withdrawn with no absolute contraindications to solid organ donation

\* Includes patients where nation specific deemed criteria are not met and the patient has not expressed a donation decision in accordance with relevant legislation

Note that a patient that meets both the referral criteria for DBD and DCD organ donation is featured in both the DBD and DCD data but will only be counted once in the deceased donors total

**Gold** **Silver** **Bronze** **Amber** **Red**

For further information, including definitions, see the latest Potential Donor Audit report at [www.odt.nhs.uk/statistics-and-reports/potential-donor-audit/](http://www.odt.nhs.uk/statistics-and-reports/potential-donor-audit/)