

University Hospitals Plymouth NHS Trust

Taking Organ Transplantation to 2020

In 2020/21, from 19 consented donors the Trust facilitated 14 actual solid organ donors resulting in 38 patients receiving a life-saving or life-changing transplant. Data obtained from the UK Transplant Registry.

In addition to the 14 proceeding donors there were 5 consented donors that did not proceed.

Best quality of care in organ donation

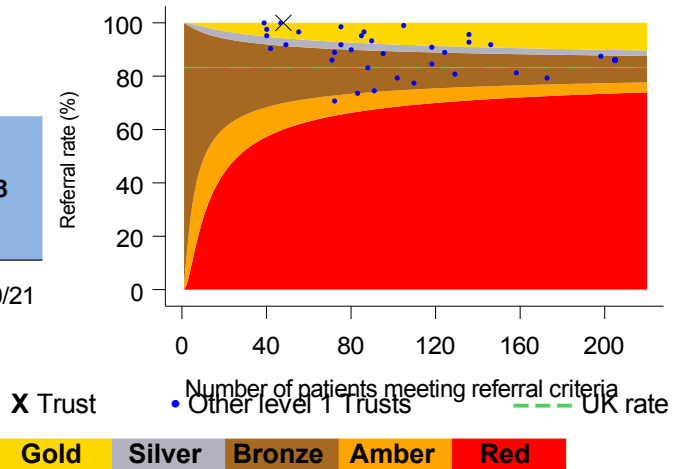
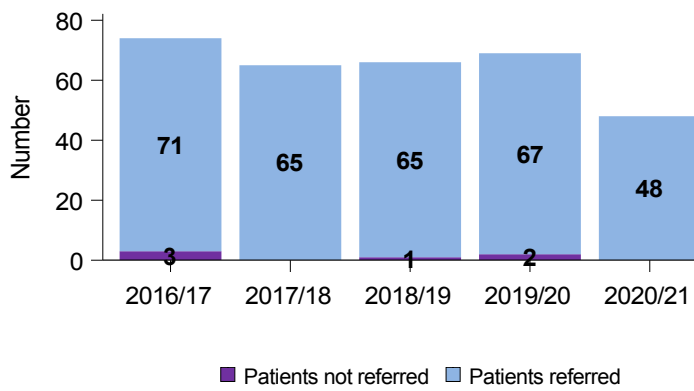
We acknowledge that the data presented in this section includes the period most significantly impacted by COVID-19 and appreciate that the COVID-19 pandemic affected Trusts/Boards differently across the UK.

Referral of potential deceased organ donors

Goal: Every patient who meets the referral criteria should be identified and referred to NHS Blood and Transplant's Organ Donation Service

Aim: There should be no purple on the chart

Aim: The Trust (marked with a cross) should fall within Bronze, Silver, or Gold

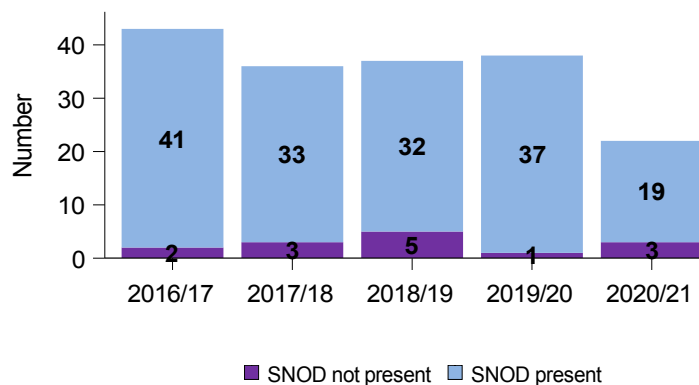


The Trust referred 48 potential organ donors during 2020/21. There were no occasions where potential organ donors were not referred.

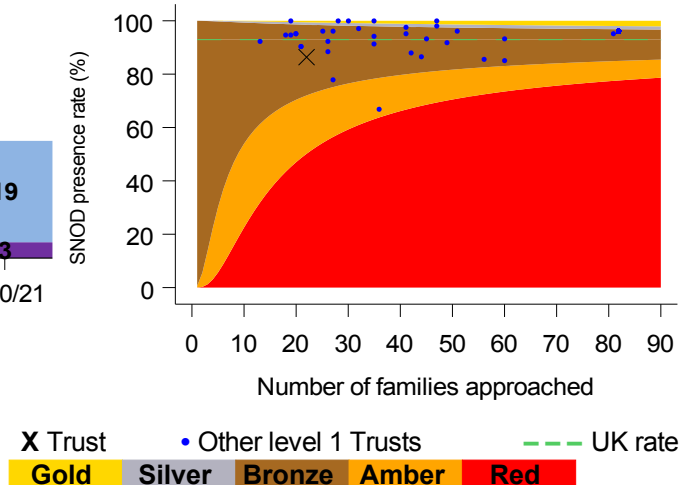
Presence of Specialist Nurse for Organ Donation

Goal: A Specialist Nurse for Organ Donation (SNOD) should be present during every organ donation discussion with families

Aim: There should be no purple on the chart



Aim: The Trust (marked with a cross) should fall within Bronze, Silver, or Gold



A SNOD was present for 19 organ donation discussions with families during 2020/21. There were 3 occasions where a SNOD was not present.

Why it matters

- If suitable patients are not referred, the patient's decision to be an organ donor is not honoured or the family does not get the chance to support organ donation.
- The consent rate in the UK is much higher when a SNOD is present.
- The number of patients receiving a life-saving or life-changing solid organ transplant in the UK is increasing but patients are still dying while waiting.

Regional donors, transplants, waiting list, and NHS Organ Donor Register (ODR) data

	South West*	UK
1 April 2020 - 31 March 2021		
Deceased donors	115	1,180
Transplants from deceased donors	225	2,943
Deaths on the transplant list	20	497
As at 31 March 2021		
Active transplant list	260	4,256
Number of NHS ODR opt-in registrations (% registered)**	2,722,479 (50%)	26,746,406 (41%)

*Regions have been defined as per former Strategic Health Authorities

** % registered based on population of 5.47 million, based on ONS 2011 census data

Further information

Further information on potential donors after brain death (DBD) and potential donors after circulatory death (DCD) at the Trust are shown below, including a UK comparison. Data obtained from the Potential Donor Audit (PDA).

	DBD		DCD		Deceased donors	
	Trust	UK	Trust	UK	Trust	UK
Patients meeting organ donation referral criteria ¹	16	1810	34	6027	48	7551
Referred to Organ Donation Service	16	1777	34	4770	48	6282
<i>Referral rate %</i>	G 100%	98%	G 100%	79%	G 100%	83%
Neurological death tested	14	1490				
<i>Testing rate %</i>	B 88%	82%				
Eligible donors ²	14	1353	20	2860	34	4207
Family approached	12	1210	10	1042	22	2248
Family approached and SNOD present	11	1168	8	925	19	2089
<i>% of approaches where SNOD present</i>	B 92%	97%	B 80%	89%	B 86%	93%
Consent ascertained	9	891	7	665	16	1553
<i>Consent rate %</i>	B 75%	74%	B 70%	64%	B 73%	69%
Actual donors (PDA data)	9	777	5	404	14	1180
<i>% of consented donors that became actual donors</i>	100%	87%	71%	61%	88%	76%

¹ DBD - A patient with suspected neurological death
DCD - A patient in whom imminent death is anticipated, ie a patient receiving assisted ventilation, a clinical decision to withdraw treatment has been made and death is anticipated within 4 hours

² DBD - Death confirmed by neurological tests and no absolute contraindications to solid organ donation
DCD - Imminent death anticipated and treatment withdrawn with no absolute contraindications to solid organ donation

Note that a patient that meets both the referral criteria for DBD and DCD organ donation is featured in both the DBD and DCD data but will only be counted once in the deceased donors total

Gold **Silver** **Bronze** **Amber** **Red**

For further information, including definitions, see the latest Potential Donor Audit report at www.odt.nhs.uk/statistics-and-reports/potential-donor-audit/