

Midlands Organ Donation Services Team

Taking Organ Transplantation to 2020

In 2020/21, from 195 consented donors the Midlands Organ Donation Services Team facilitated 137 actual solid organ donors resulting in 364 patients receiving a life-saving or life-changing transplant. Data obtained from the UK Transplant Registry.

In addition to the 137 proceeding donors there were 58 consented donors that did not proceed.

Best quality of care in organ donation

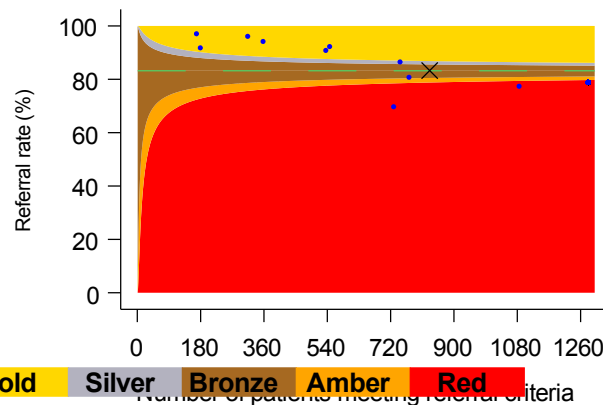
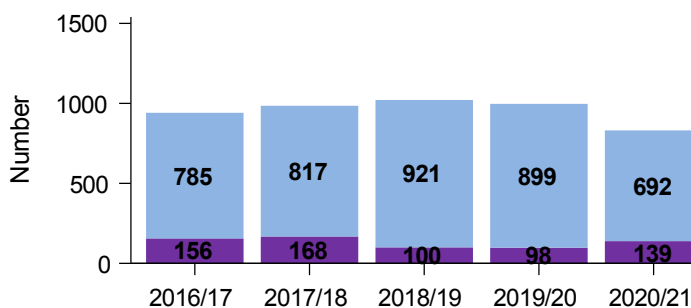
We acknowledge that the data presented in this section includes the period most significantly impacted by COVID-19 and appreciate that the COVID-19 pandemic affected Trusts/Boards differently across the UK.

Referral of potential deceased organ donors

Goal: Every patient who meets the referral criteria should be identified and referred to NHS Blood and Transplant's Organ Donation Service

Aim: There should be no purple on the chart

Aim: The team (marked with a cross) should fall within Bronze, Silver, or Gold



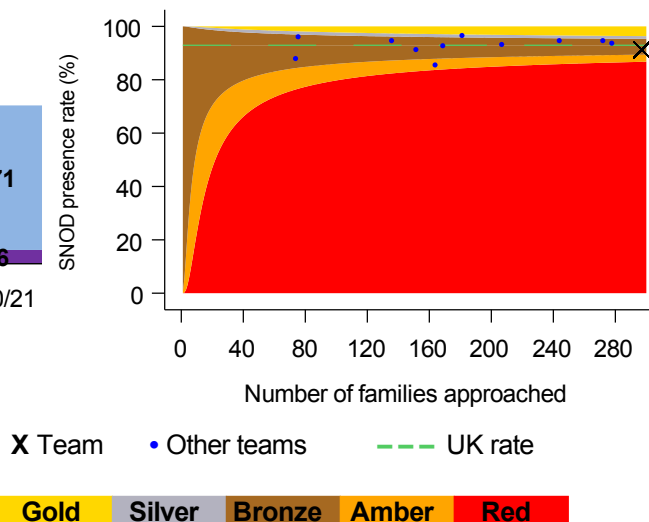
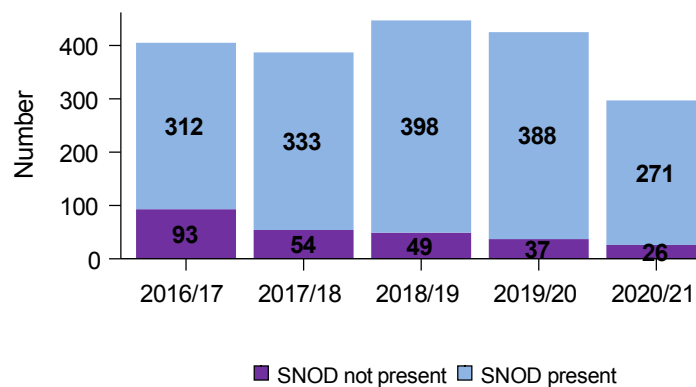
692 potential organ donors were referred to the team during 2020/21. There were 139 occasions where potential organ donors were not referred.

Presence of Specialist Nurse for Organ Donation

Goal: A Specialist Nurse for Organ Donation (SNOD) should be present during every organ donation discussion with families

Aim: There should be no purple on the chart

Aim: The team (marked with a cross) should fall within Bronze, Silver, or Gold



A SNOD was present for 271 organ donation discussions with families during 2020/21. There were 26 occasions where a SNOD was not present.

Further information

Further information on potential donors after brain death (DBD) and potential donors after circulatory death (DCD) within the region are shown below, including a UK comparison. Data obtained from the Potential Donor Audit (PDA).

	DBD		DCD		Deceased donors	
	Midlands	UK	Midlands	UK	Midlands	UK
Patients meeting organ donation referral criteria ¹	206	1810	653	6027	831	7551
Referred to Organ Donation Service	201	1777	517	4770	692	6282
<i>Referral rate %</i>	B 98%	98%	B 79%	79%	B 83%	83%
Neurological death tested	174	1490				
<i>Testing rate %</i>	B 84%	82%				
Eligible donors ²	160	1353	384	2860	542	4207
Family approached	143	1210	154	1042	297	2248
Family approached and SNOD present	134	1168	137	925	271	2089
<i>% of approaches where SNOD present</i>	B 94%	97%	B 89%	89%	B 91%	93%
Consent ascertained	92	891	93	665	185	1553
<i>Consent rate %</i>	A 64%	74%	B 60%	64%	A 62%	69%
Actual donors (PDA data)	79	777	57	404	137	1180
<i>% of consented donors that became actual donors</i>	86%	87%	61%	61%	74%	76%

¹ DBD - A patient with suspected neurological death
DCD - A patient in whom imminent death is anticipated, ie a patient receiving assisted ventilation, a clinical decision to withdraw treatment has been made and death is anticipated within 4 hours

² DBD - Death confirmed by neurological tests and no absolute contraindications to solid organ donation
DCD - Imminent death anticipated and treatment withdrawn with no absolute contraindications to solid organ donation

Note that a patient that meets both the referral criteria for DBD and DCD organ donation is featured in both the DBD and DCD data but will only be counted once in the deceased donors total

Gold **Silver** **Bronze** **Amber** **Red**

For further information, including definitions, see the latest Potential Donor Audit report at www.odt.nhs.uk/statistics-and-reports/potential-donor-audit/