

**University College London Hospitals NHS Foundation Trust**

**Taking Organ Transplantation to 2020**

In 2020/21, from 13 consented donors the Trust facilitated 7 actual solid organ donors resulting in 14 patients receiving a life-saving or life-changing transplant. Data obtained from the UK Transplant Registry.

In addition to the 7 proceeding donors there were 6 consented donors that did not proceed.

**Best quality of care in organ donation**

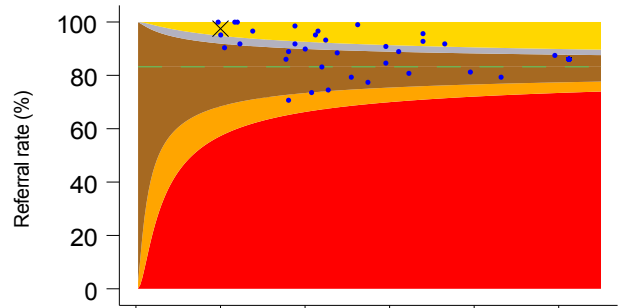
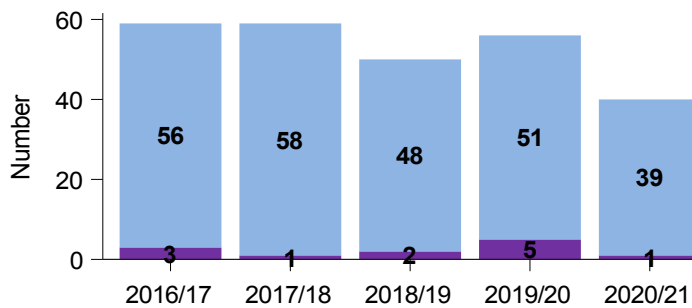
We acknowledge that the data presented in this section includes the period most significantly impacted by COVID-19 and appreciate that the COVID-19 pandemic affected Trusts/Boards differently across the UK.

**Referral of potential deceased organ donors**

**Goal: Every patient who meets the referral criteria should be identified and referred to NHS Blood and Transplant's Organ Donation Service**

**Aim: There should be no purple on the chart**

**Aim: The Trust (marked with a cross) should fall within Bronze, Silver, or Gold**



■ Patients not referred ■ Patients referred

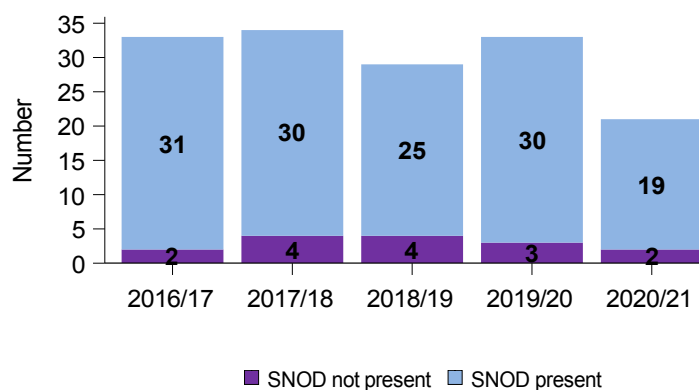
X Trust ● Other level 1 trusts --- UK rate  
**Gold Silver Bronze Amber Red** criteria

The Trust referred 39 potential organ donors during 2020/21. There was 1 occasion where a potential organ donor was not referred.

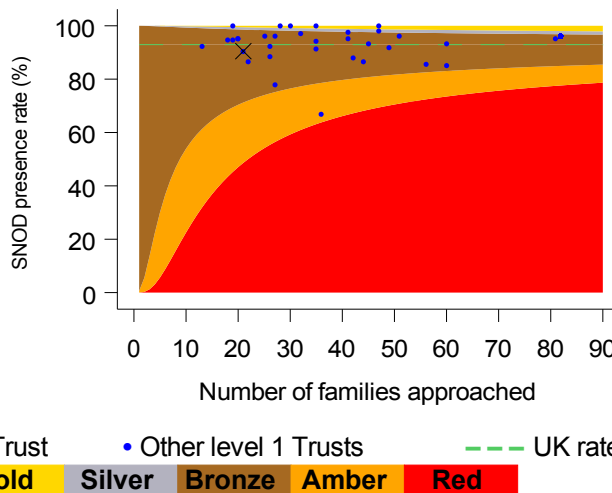
## Presence of Specialist Nurse for Organ Donation

**Goal: A Specialist Nurse for Organ Donation (SNOD) should be present during every organ donation discussion with families**

**Aim: There should be no purple on the chart**



**Aim: The Trust (marked with a cross) should fall within Bronze, Silver, or Gold**



A SNOD was present for 19 organ donation discussions with families during 2020/21. There were 2 occasions where a SNOD was not present.

### Why it matters

- If suitable patients are not referred, the patient's decision to be an organ donor is not honoured or the family does not get the chance to support organ donation.
- The consent rate in the UK is much higher when a SNOD is present.
- The number of patients receiving a life-saving or life-changing solid organ transplant in the UK is increasing but patients are still dying while waiting.

#### Regional donors, transplants, waiting list, and NHS Organ Donor Register (ODR) data

	London*	UK
<b>1 April 2020 - 31 March 2021</b>		
Deceased donors	161	1,180
Transplants from deceased donors	357	2,943
Deaths on the transplant list	90	497
<b>As at 31 March 2021</b>		
Active transplant list	663	4,256
Number of NHS ODR opt-in registrations (% registered)**	2,713,573 (31%)	26,746,406 (41%)

\*Regions have been defined as per former Strategic Health Authorities

\*\* % registered based on population of 8.67 million, based on ONS 2011 census data

## Further information

Further information on potential donors after brain death (DBD) and potential donors after circulatory death (DCD) at the Trust are shown below, including a UK comparison. Data obtained from the Potential Donor Audit (PDA).

	DBD		DCD		Deceased donors	
	Trust	UK	Trust	UK	Trust	UK
Patients meeting organ donation referral criteria <sup>1</sup>	21	1810	22	6027	40	7551
Referred to Organ Donation Service	21	1777	21	4770	39	6282
<i>Referral rate %</i>	<b>G</b> 100%	98%	<b>G</b> 95%	79%	<b>G</b> 98%	83%
Neurological death tested	17	1490				
<i>Testing rate %</i>	<b>B</b> 81%	82%				
Eligible donors <sup>2</sup>	15	1353	14	2860	29	4207
Family approached	14	1210	7	1042	21	2248
Family approached and SNOD present	14	1168	5	925	19	2089
<i>% of approaches where SNOD present</i>	<b>G</b> 100%	97%	<b>B</b> 71%	89%	<b>B</b> 90%	93%
Consent ascertained	7	891	5	665	12	1553
<i>Consent rate %</i>	<b>B</b> 50%	74%	<b>B</b> 71%	64%	<b>B</b> 57%	69%
Actual donors (PDA data)	4	777	3	404	7	1180
<i>% of consented donors that became actual donors</i>	57%	87%	60%	61%	58%	76%

<sup>1</sup> DBD - A patient with suspected neurological death  
DCD - A patient in whom imminent death is anticipated, ie a patient receiving assisted ventilation, a clinical decision to withdraw treatment has been made and death is anticipated within 4 hours

<sup>2</sup> DBD - Death confirmed by neurological tests and no absolute contraindications to solid organ donation  
DCD - Imminent death anticipated and treatment withdrawn with no absolute contraindications to solid organ donation

Note that a patient that meets both the referral criteria for DBD and DCD organ donation is featured in both the DBD and DCD data but will only be counted once in the deceased donors total

**Gold** **Silver** **Bronze** **Amber** **Red**

For further information, including definitions, see the latest Potential Donor Audit report at [www.odt.nhs.uk/statistics-and-reports/potential-donor-audit/](http://www.odt.nhs.uk/statistics-and-reports/potential-donor-audit/)