

Focused Echocardiogram in screening of potential heart donors

- 31st August 2022

- Duration of survey: 4 months
- Date survey opened: 4th March 2022
- Date survey closed: 8th July 2022
- We utilized SurveyMonkey[®] tool
- Number of respondents; $n = 95$
 - Including 5 from paediatric ICU

Demographics

Total survey responses = 98 (but 3 were repeat respondents)

Hospitals	Number of ICU respondents	Percentage (%)
District hospital	56	58.9
Tertiary / Referral Hospitals	39	41.1
Total number of ICU	95	100

Tertiary centres	Number of ICU respondents
Trauma Centres	20
Cardiac ICU	18
Neuro ICU	20
Paediatric ICU	5
Transplant Hospital	17

- $n = 95$

Breakdown by Region

Region	Number of ICU respondents
Eastern	6
London	6
Northern	6
Scotland	9
North west	11
South west	10
South east	10
South Central	5
Midlands	11
Yorkshire	15
Northern Ireland	3
South Wales	3
Total	95

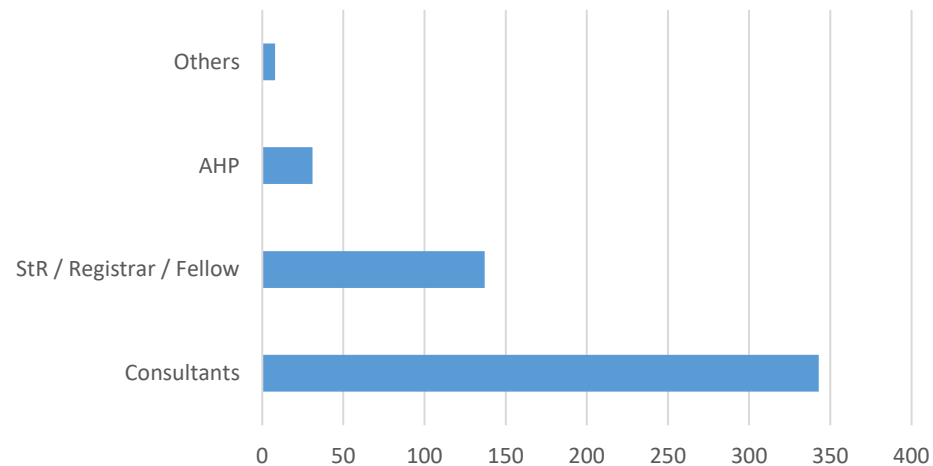


How many FICE / FUSIC / CACTUS / Level 1 BSE accredited personnel are there in the ICU department currently and what grade(s) are they? (eg consultant, fellow, AHP, etc)

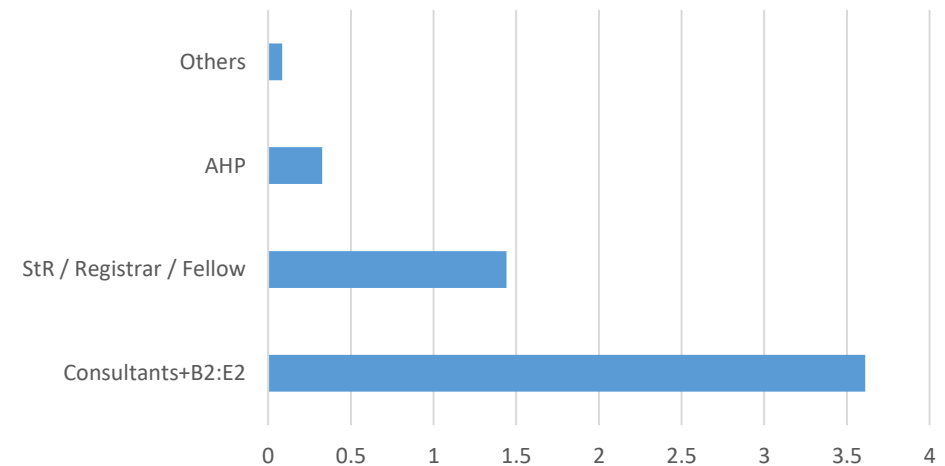
Answered: 95 Skipped: 0

	Consultants	StR / Registrar / Fellow	AHP	Others
Total number from 95 ICU	343	137	31	8
Average number per ICU	3.6	1.4	0.3	0.08

Total number of personell from 95 ICU

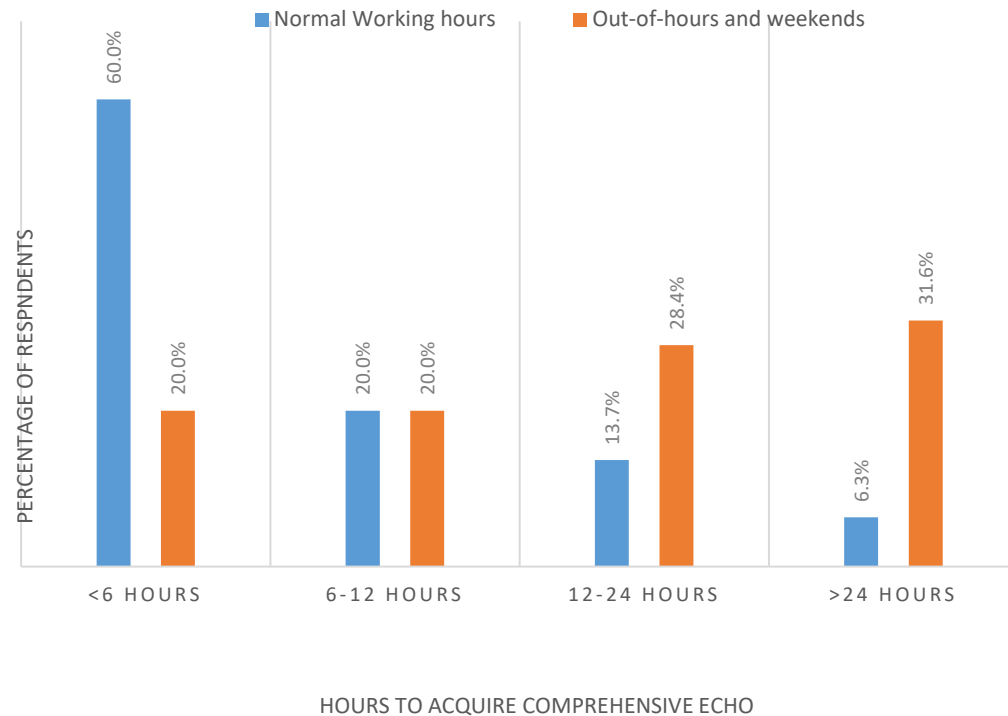


Average number of personnel per ICU



What is the average duration to obtain an urgent focused ICU echocardiogram (FICE / FUSIC / CACTUS) in the ICU during normal working hours and out-of-hours (including weekend)?

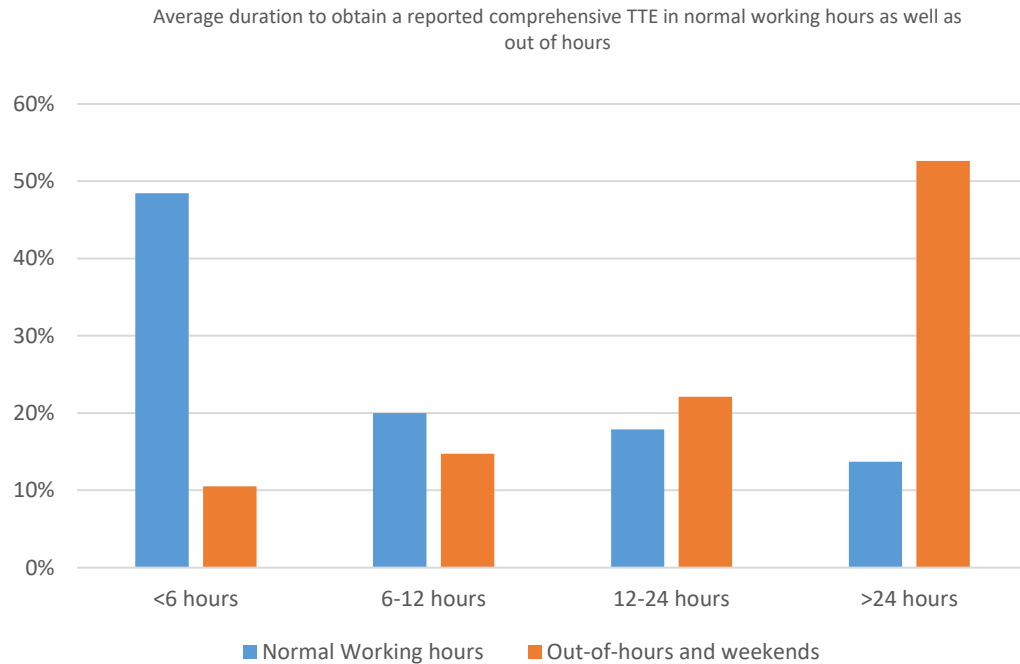
Answered: 95 Skipped: 0



Time of day	In hours		Out-of hours	
Duration	Responses	Percentage (%)	Responses	Percentage (%)
Within 6 hours	57	60.0	19	20.0
6-12 hours	19	20.0	19	20.0
12-24 hours	13	13.7	27	28.4
More than 24 hours	6	6.3	30	31.6
TOTAL	95		95	

What is the average duration to obtain a reported comprehensive TTE from time of request during normal working day and during out-of-hours (including weekends)?

Answered: 95 Skipped: 0



Time of day	In hours		Out-of hours	
	Responses	Percentage (%)	Responses	Percentage (%)
Within 6 hours	46	48.4%	10	10.5%
6-12 hours	19	20.0%	14	14.7%
12-24 hours	17	17.9%	21	22.1%
More than 24 hours	13	13.7%	50	52.6%
TOTAL	95		95	

Is there an Echocardiography / FICE / FUSIC / CACTUS lead in the ICU?

Answered: 95 Skipped: 0

Answer choices	n	Percentage (%)
Yes	49	51.6
No	46	48.4

Email contacts are acquired for each lead from 49 ICUs