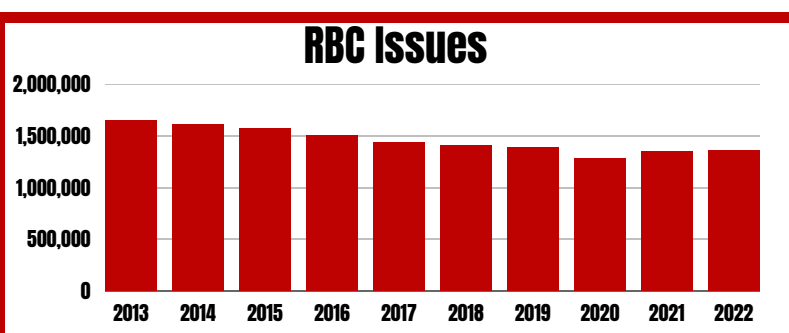


# BSMS Annual Report Summary 2023

## 10 YEAR REVIEW 2013-2022

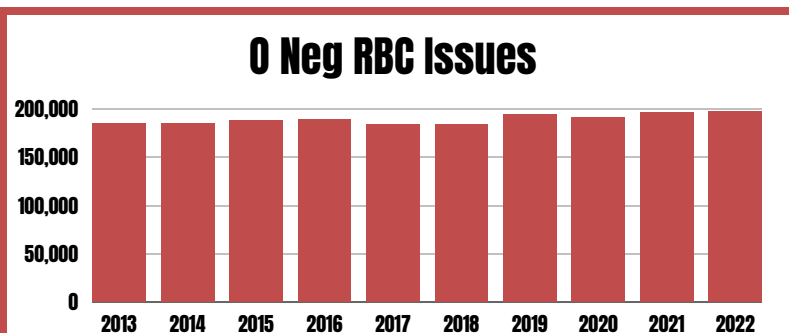
### RBC Issues Decrease

- 2019-2022 ↓ **3.0%**
- 2013-2022 ↓ **18.0%**



### 0 Neg RBC Issues Increase

- 2019-2022 ↑ **1.9%**
- 2013-2022 ↑ **6.2%**



### PLT Issues Decrease

- Reduced trend overall
- A Neg PLT issues = 2013-2022 ↑ **24.4%**

**AMBER ALERT** 

**Hospital stockholding reduction:**

↓ **328** RBC units per day

**Very high and high users had greatest reduction**

### FFP + Cryo Issues Increase

- FFP = ↑ **21.4%**
  - Cryo = ↑ **30.3%**
- 2020-2022

## WASTAGE

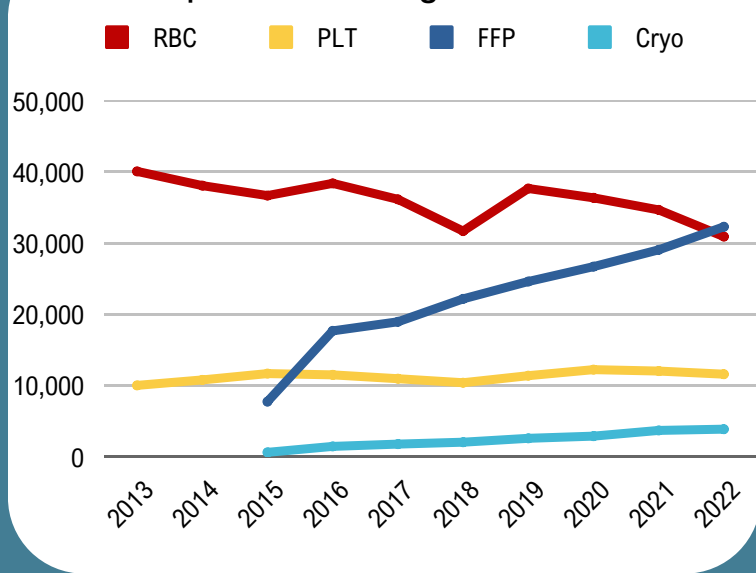
RBC wastage (2022) **30,193** units  
& Reduced time expired wastage

PLT wastage (2022) **11,758** units

FFP wastage (2022) **31,719** units

Cryo wastage (2022) **3977** units

Component Wastage 2013-2022

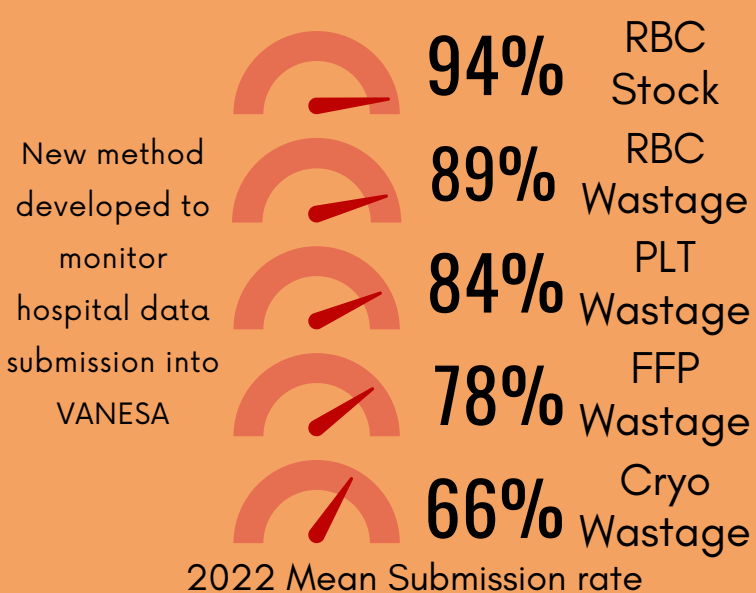


## WASTAGE 2021-2022



- Red Blood Cells ↓ **-12.8%**
- Platelets ↓ **-3.2%**
- FFP ↑ **+3.1%**
- Cryoprecipitate ↑ **+6.8%**

### VANESA DATA SUBMISSION



### "An Introduction to Smarter Inventory Management"

**4.8** ★★★★★

Education Event Participant Rating 2022

- 9 Events
- 71 participants...
- ...from 6 different Transfusion Team Roles



**CLICK HERE**  
TO SEE THE FULL REPORT