

Yorkshire Organ Donation Services Team

Organ Donation and Transplantation 2030: Meeting the Need

In 2022/23, from 157 consented donors the Yorkshire Organ Donation Services Team facilitated 118 actual solid organ donors resulting in 302 patients receiving a life-saving or life-changing transplant. Data obtained from the UK Transplant Registry.

In addition to the 118 proceeding donors there were 39 consented donors that did not proceed.

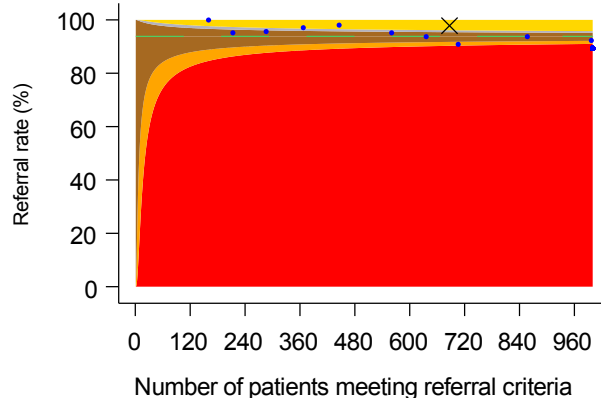
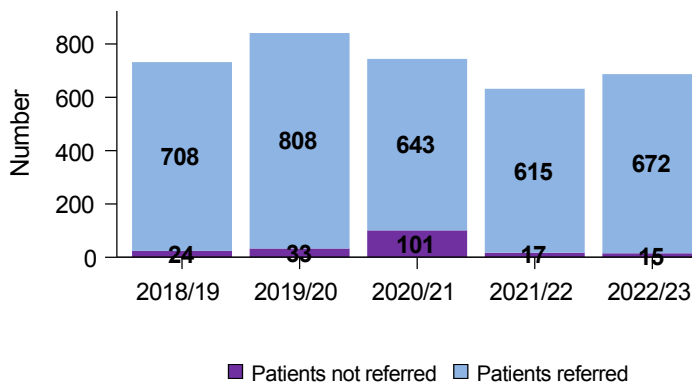
Best quality of care in organ donation

Referral of potential deceased organ donors

Goal: Every patient who meets the referral criteria should be identified and referred to NHS Blood and Transplant's Organ Donation Service

Aim: There should be no purple on the chart

Aim: The team (marked with a cross) should fall within Bronze, Silver, or Gold



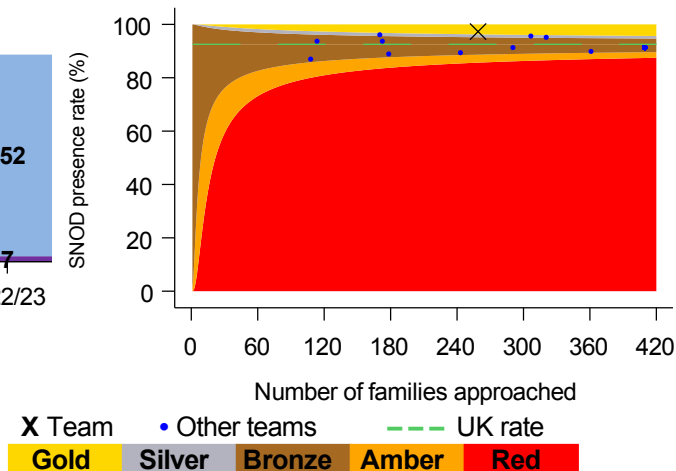
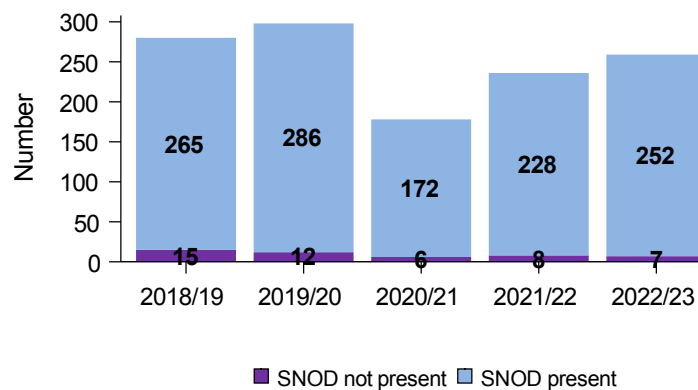
672 potential organ donors were referred to the team during 2022/23. There were 15 occasions where potential organ donors were not referred.

Presence of Specialist Nurse for Organ Donation

Goal: A Specialist Nurse for Organ Donation (SNOD) should be present during every organ donation discussion with families

Aim: There should be no purple on the chart

Aim: The team (marked with a cross) should fall within Bronze, Silver, or Gold



A SNOD was present for 252 organ donation discussions with families during 2022/23. There were 7 occasions where a SNOD was not present.

Further information

Further information on potential donors after brain death (DBD) and potential donors after circulatory death (DCD) within the region are shown below, including a UK comparison. Data obtained from the Potential Donor Audit (PDA).

| | DBD | | DCD | | Deceased donors | |
|--|---------------|------|--------------|------|-----------------|------|
| | Yorkshire | UK | Yorkshire | UK | Yorkshire | UK |
| Patients meeting organ donation referral criteria ¹ | 185 | 1980 | 539 | 5307 | 687 | 6910 |
| Referred to Organ Donation Service | 183 | 1965 | 526 | 4886 | 672 | 6482 |
| <i>Referral rate %</i> | B 99% | 99% | G 98% | 92% | G 98% | 94% |
| Neurological death tested | 146 | 1556 | | | | |
| <i>Testing rate %</i> | B 79% | 79% | | | | |
| Eligible donors ² | 135 | 1439 | 294 | 3467 | 429 | 4906 |
| Family approached | 117 | 1244 | 142 | 1691 | 259 | 2935 |
| Family approached and SNOD present | 117 | 1190 | 135 | 1526 | 252 | 2716 |
| <i>% of approaches where SNOD present</i> | G 100% | 96% | S 95% | 90% | G 97% | 93% |
| Consent ascertained | 73 | 846 | 80 | 959 | 153 | 1805 |
| <i>Consent rate %</i> | B 62% | 68% | B 56% | 57% | B 59% | 61% |
| - Expressed opt in | 46 | 476 | 51 | 578 | 97 | 1054 |
| - <i>Expressed opt in %</i> | 92% | 95% | 85% | 84% | 88% | 89% |
| - Deemed Consent | 22 | 284 | 26 | 306 | 48 | 590 |
| - <i>Deemed Consent %</i> | 63% | 63% | 55% | 52% | 59% | 57% |
| - Other* | 5 | 86 | 3 | 74 | 8 | 160 |
| - <i>Other* %</i> | 42% | 60% | 20% | 38% | 30% | 47% |
| Actual donors (PDA data) | 67 | 783 | 50 | 636 | 117 | 1419 |
| <i>% of consented donors that became actual donors</i> | 92% | 93% | 63% | 66% | 76% | 79% |

¹ DBD - A patient with suspected neurological death
DCD - A patient in whom imminent death is anticipated, ie a patient receiving assisted ventilation, a clinical decision to withdraw treatment has been made and death is anticipated within 4 hours

² DBD - Death confirmed by neurological tests and no absolute contraindications to solid organ donation
DCD - Imminent death anticipated and treatment withdrawn with no absolute contraindications to solid organ donation

* Includes patients where nation specific deemed criteria are not met and the patient has not expressed a donation decision in accordance with relevant legislation

Note that a patient that meets both the referral criteria for DBD and DCD organ donation is featured in both the DBD and DCD data but will only be counted once in the deceased donors total

Gold **Silver** **Bronze** **Amber** **Red**

For further information, including definitions, see the latest Potential Donor Audit report and up to date metrics via our Power BI reports at:
<https://www.odt.nhs.uk/statistics-and-reports/potential-donor-audit-report/>.