

South West Organ Donation Services Team

Organ Donation and Transplantation 2030: Meeting the Need

In 2022/23, from 134 consented donors the South West Organ Donation Services Team facilitated 103 actual solid organ donors resulting in 240 patients receiving a life-saving or life-changing transplant. Data obtained from the UK Transplant Registry.

In addition to the 103 proceeding donors there were 31 consented donors that did not proceed.

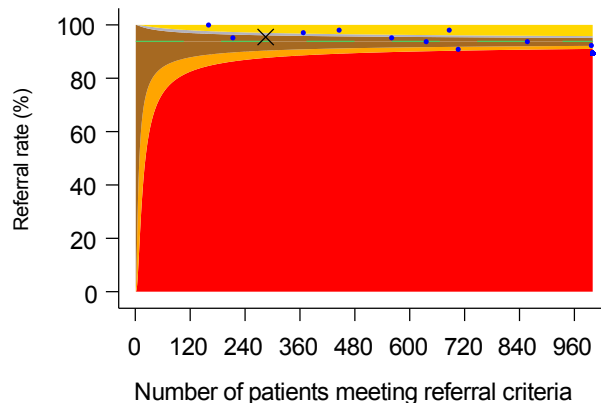
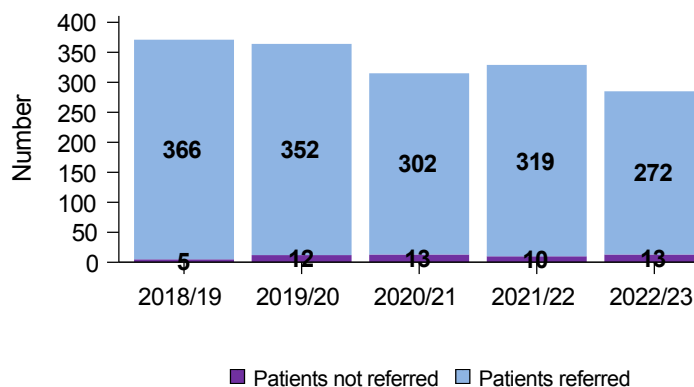
Best quality of care in organ donation

Referral of potential deceased organ donors

Goal: Every patient who meets the referral criteria should be identified and referred to NHS Blood and Transplant's Organ Donation Service

Aim: There should be no purple on the chart

Aim: The team (marked with a cross) should fall within Bronze, Silver, or Gold



X Team • Other teams - - - UK rate
Gold **Silver** **Bronze** **Amber** **Red**

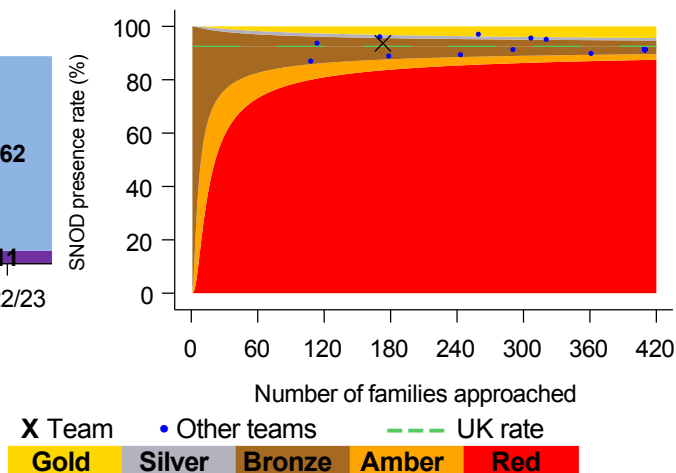
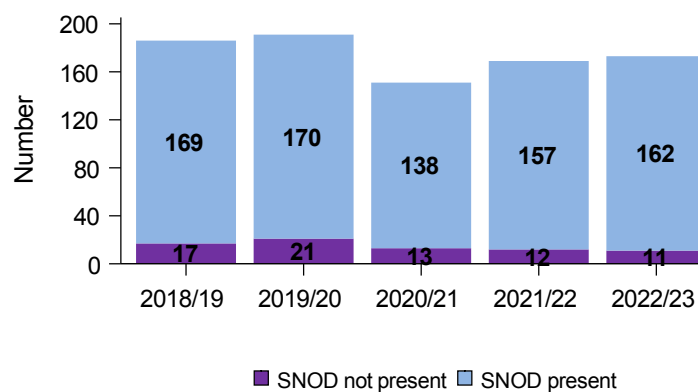
272 potential organ donors were referred to the team during 2022/23. There were 13 occasions where potential organ donors were not referred.

Presence of Specialist Nurse for Organ Donation

Goal: A Specialist Nurse for Organ Donation (SNOD) should be present during every organ donation discussion with families

Aim: There should be no purple on the chart

Aim: The team (marked with a cross) should fall within Bronze, Silver, or Gold



A SNOD was present for 162 organ donation discussions with families during 2022/23. There were 11 occasions where a SNOD was not present.

Further information

Further information on potential donors after brain death (DBD) and potential donors after circulatory death (DCD) within the region are shown below, including a UK comparison. Data obtained from the Potential Donor Audit (PDA).

	DBD		DCD		Deceased donors South	
	South West	UK	South West	UK	West	UK
Patients meeting organ donation referral criteria ¹	98	1980	198	5307	285	6910
Referred to Organ Donation Service	98	1965	185	4886	272	6482
<i>Referral rate %</i>	G 100%	99%	B 93%	92%	B 95%	94%
Neurological death tested	87	1556				
<i>Testing rate %</i>	G 89%	79%				
Eligible donors ²	84	1439	161	3467	245	4906
Family approached	77	1244	96	1691	173	2935
Family approached and SNOD present	75	1190	87	1526	162	2716
<i>% of approaches where SNOD present</i>	B 97%	96%	B 91%	90%	B 94%	93%
Consent ascertained	66	846	58	959	124	1805
<i>Consent rate %</i>	G 86%	68%	B 60%	57%	S 72%	61%
- Expressed opt in	40	476	34	578	74	1054
- <i>Expressed opt in %</i>	98%	95%	83%	84%	90%	89%
- Deemed Consent	23	284	21	306	44	590
- <i>Deemed Consent %</i>	89%	63%	60%	52%	72%	57%
- Other*	3	86	3	74	6	160
- <i>Other* %</i>	75%	60%	33%	38%	46%	47%
Actual donors (PDA data)	60	783	43	636	103	1419
<i>% of consented donors that became actual donors</i>	91%	93%	74%	66%	83%	79%

¹ DBD - A patient with suspected neurological death
DCD - A patient in whom imminent death is anticipated, ie a patient receiving assisted ventilation, a clinical decision to withdraw treatment has been made and death is anticipated within 4 hours

² DBD - Death confirmed by neurological tests and no absolute contraindications to solid organ donation
DCD - Imminent death anticipated and treatment withdrawn with no absolute contraindications to solid organ donation

* Includes patients where nation specific deemed criteria are not met and the patient has not expressed a donation decision in accordance with relevant legislation

Note that a patient that meets both the referral criteria for DBD and DCD organ donation is featured in both the DBD and DCD data but will only be counted once in the deceased donors total

Gold **Silver** **Bronze** **Amber** **Red**

For further information, including definitions, see the latest Potential Donor Audit report and up to date metrics via our Power BI reports at:

<https://www.odt.nhs.uk/statistics-and-reports/potential-donor-audit-report/>.