

## South East Organ Donation Services Team

### Organ Donation and Transplantation 2030: Meeting the Need

In 2022/23, from 190 consented donors the South East Organ Donation Services Team facilitated 145 actual solid organ donors resulting in 354 patients receiving a life-saving or life-changing transplant. Data obtained from the UK Transplant Registry.

In addition to the 145 proceeding donors there were 45 consented donors that did not proceed.

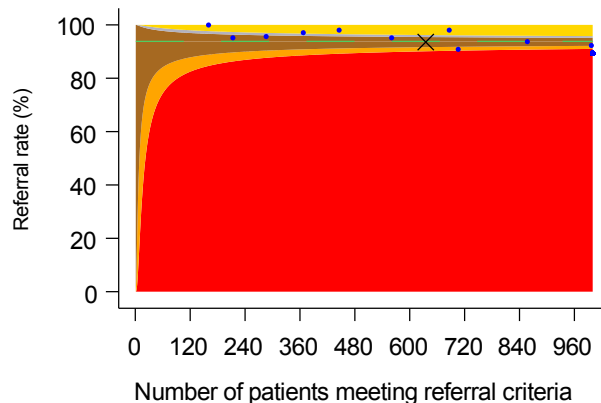
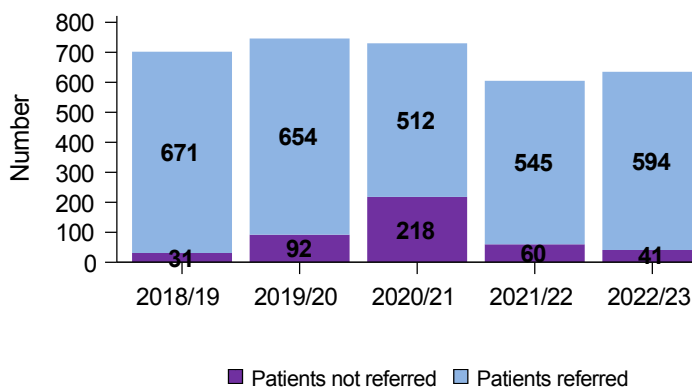
### Best quality of care in organ donation

#### Referral of potential deceased organ donors

**Goal: Every patient who meets the referral criteria should be identified and referred to NHS Blood and Transplant's Organ Donation Service**

**Aim: There should be no purple on the chart**

**Aim: The team (marked with a cross) should fall within Bronze, Silver, or Gold**



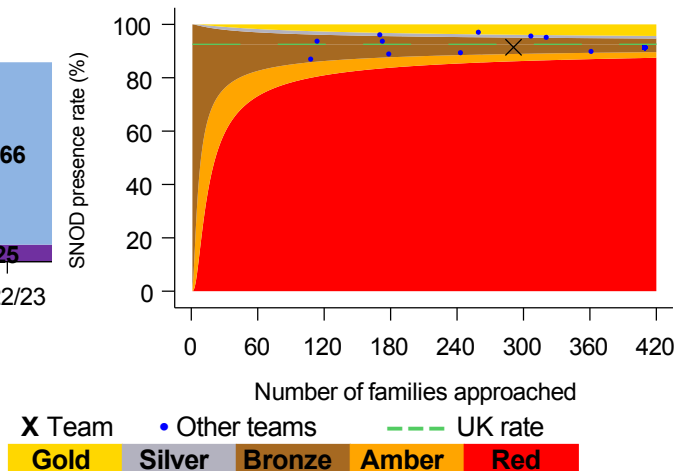
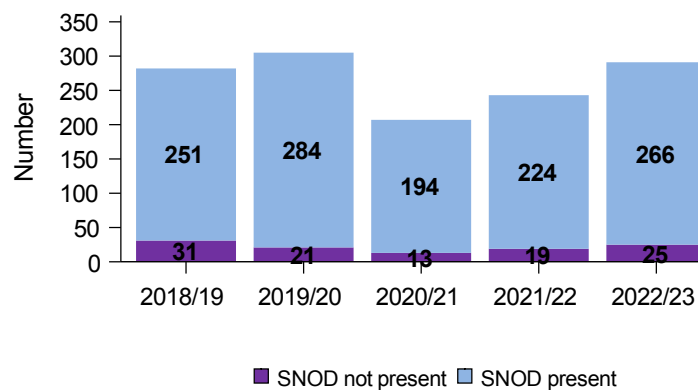
594 potential organ donors were referred to the team during 2022/23. There were 41 occasions where potential organ donors were not referred.

## Presence of Specialist Nurse for Organ Donation

**Goal: A Specialist Nurse for Organ Donation (SNOD) should be present during every organ donation discussion with families**

**Aim: There should be no purple on the chart**

**Aim: The team (marked with a cross) should fall within Bronze, Silver, or Gold**



A SNOD was present for 266 organ donation discussions with families during 2022/23. There were 25 occasions where a SNOD was not present.

## Further information

Further information on potential donors after brain death (DBD) and potential donors after circulatory death (DCD) within the region are shown below, including a UK comparison. Data obtained from the Potential Donor Audit (PDA).

	DBD		DCD		Deceased donors South	
	South East	UK	South East	UK	East	UK
Patients meeting organ donation referral criteria <sup>1</sup>	206	1980	462	5307	635	6910
Referred to Organ Donation Service	205	1965	421	4886	594	6482
<i>Referral rate %</i>	<b>B</b> 100%	99%	<b>B</b> 91%	92%	<b>B</b> 94%	94%
Neurological death tested	164	1556				
<i>Testing rate %</i>	<b>B</b> 80%	79%				
Eligible donors <sup>2</sup>	150	1439	285	3467	435	4906
Family approached	131	1244	160	1691	291	2935
Family approached and SNOD present	123	1190	143	1526	266	2716
<i>% of approaches where SNOD present</i>	<b>B</b> 94%	96%	<b>B</b> 89%	90%	<b>B</b> 91%	93%
Consent ascertained	85	846	91	959	176	1805
<i>Consent rate %</i>	<b>B</b> 65%	68%	<b>B</b> 57%	57%	<b>B</b> 60%	61%
- Expressed opt in	48	476	47	578	95	1054
- <i>Expressed opt in %</i>	98%	95%	77%	84%	86%	89%
- Deemed Consent	32	284	38	306	70	590
- <i>Deemed Consent %</i>	56%	63%	60%	52%	58%	57%
- Other*	5	86	6	74	11	160
- <i>Other* %</i>	50%	60%	46%	38%	48%	47%
Actual donors (PDA data)	81	783	63	636	144	1419
<i>% of consented donors that became actual donors</i>	95%	93%	69%	66%	82%	79%

<sup>1</sup> DBD - A patient with suspected neurological death  
DCD - A patient in whom imminent death is anticipated, ie a patient receiving assisted ventilation, a clinical decision to withdraw treatment has been made and death is anticipated within 4 hours

<sup>2</sup> DBD - Death confirmed by neurological tests and no absolute contraindications to solid organ donation  
DCD - Imminent death anticipated and treatment withdrawn with no absolute contraindications to solid organ donation

\* Includes patients where nation specific deemed criteria are not met and the patient has not expressed a donation decision in accordance with relevant legislation

Note that a patient that meets both the referral criteria for DBD and DCD organ donation is featured in both the DBD and DCD data but will only be counted once in the deceased donors total

**Gold** **Silver** **Bronze** **Amber** **Red**

For further information, including definitions, see the latest Potential Donor Audit report and up to date metrics via our Power BI reports at:

<https://www.odt.nhs.uk/statistics-and-reports/potential-donor-audit-report/>.