

Medway NHS Foundation Trust

Organ Donation and Transplantation 2030: Meeting the Need

In 2022/23, from 10 consented donors the Trust facilitated 8 actual solid organ donors resulting in 17 patients receiving a life-saving or life-changing transplant. Data obtained from the UK Transplant Registry.

In addition to the 8 proceeding donors there were 2 consented donors that did not proceed.

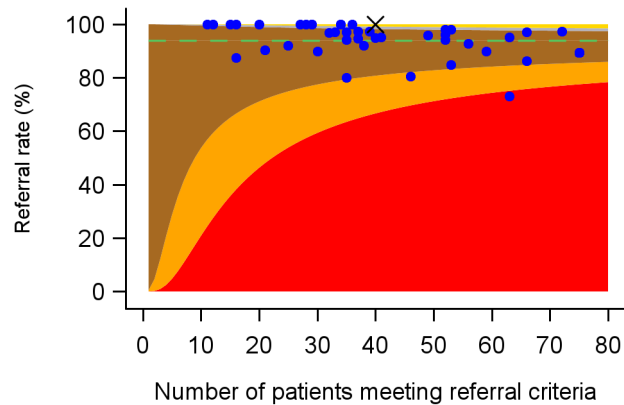
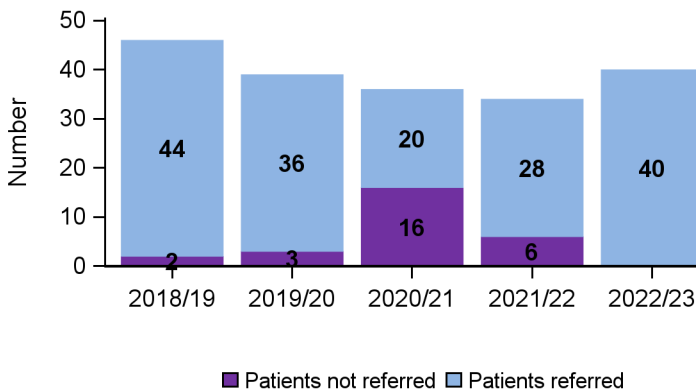
Best quality of care in organ donation

Referral of potential deceased organ donors

Goal: Every patient who meets the referral criteria should be identified and referred to NHS Blood and Transplant's Organ Donation Service

Aim: There should be no purple on the chart

Aim: The Trust (marked with a cross) should fall within Bronze, Silver, or Gold



X Trust • Other level 2 Trusts - - - UK rate

Gold **Silver** **Bronze** **Amber** **Red**

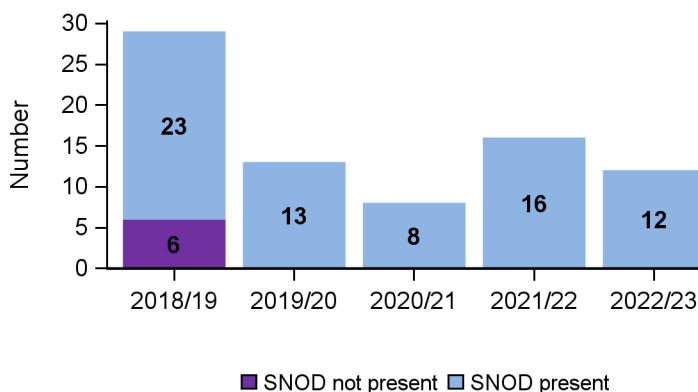
The Trust referred 40 potential organ donors during 2022/23. There were no occasions where potential organ donors were not referred.

When compared with UK performance, the Trust was exceptional (gold) for referral of potential organ donors to NHS Blood and Transplant.

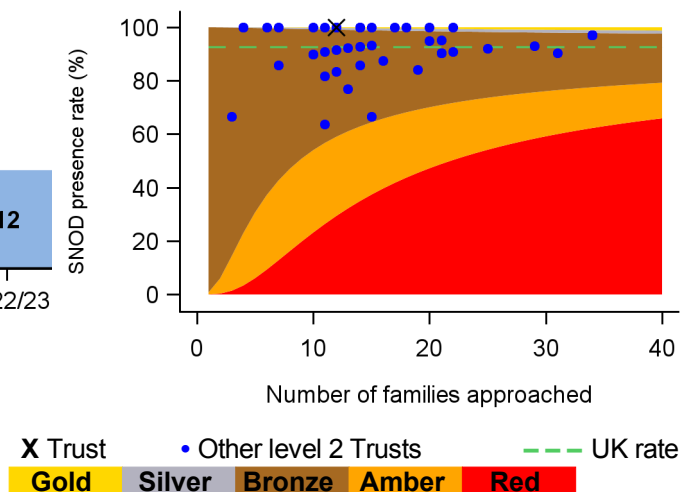
Presence of Specialist Nurse for Organ Donation

Goal: A Specialist Nurse for Organ Donation (SNOD) should be present during every organ donation discussion with families

Aim: There should be no purple on the chart



Aim: The Trust (marked with a cross) should fall within Bronze, Silver, or Gold



A SNOD was present for 12 organ donation discussions with families during 2022/23. There were no occasions where a SNOD was not present.

When compared with UK performance, the Trust was exceptional (gold) for SNOD presence when approaching families to discuss organ donation.

Why it matters

- If suitable patients are not referred, the patient's decision to be an organ donor is not honoured or the family does not get the chance to support organ donation.
- The consent rate in the UK is much higher when a SNOD is present.
- The number of patients receiving a life-saving or life-changing solid organ transplant in the UK is increasing but patients are still dying while waiting.

Regional donors, transplants, waiting list, and NHS Organ Donor Register (ODR) data

	South East Coast*	UK
1 April 2022 - 31 March 2023		
Deceased donors	100	1,429
Transplants from deceased donors	194	3,589
Deaths on the transplant list	23	441
As at 31 March 2023		
Active transplant list	379	6,959
Number of NHS ODR opt-in registrations (% registered)**	2,261,428 (49%)	28,567,574 (44%)

*Regions have been defined as per former Strategic Health Authorities

** % registered based on population of 4.63 million, based on ONS 2011 census data

Further information

Further information on potential donors after brain death (DBD) and potential donors after circulatory death (DCD) at the Trust are shown below, including a UK comparison. Data obtained from the Potential Donor Audit (PDA).

	DBD		DCD		Deceased donors	
	Trust	UK	Trust	UK	Trust	UK
Patients meeting organ donation referral criteria ¹	7	1980	33	5307	40	6910
Referred to Organ Donation Service	7	1965	33	4886	40	6482
<i>Referral rate %</i>	G 100%	99%	G 100%	92%	G 100%	94%
Neurological death tested	7	1556				
<i>Testing rate %</i>	G 100%	79%				
Eligible donors ²	7	1439	18	3467	25	4906
Family approached	6	1244	6	1691	12	2935
Family approached and SNOD present	6	1190	6	1526	12	2716
<i>% of approaches where SNOD present</i>	G 100%	96%	G 100%	90%	G 100%	93%
Consent ascertained	5	846	5	959	10	1805
<i>Consent rate %</i>	B 83%	68%	B 83%	57%	B 83%	61%
- Expressed opt in	4	476	2	578	6	1054
- <i>Expressed opt in %</i>	100%	95%	100%	84%	100%	89%
- Deemed Consent	1	284	3	306	4	590
- <i>Deemed Consent %</i>	50%	63%	75%	52%	67%	57%
- Other*	0	86	0	74	0	160
- <i>Other* %</i>	N/A	60%	N/A	38%	N/A	47%
Actual donors (PDA data)	4	783	4	636	8	1419
<i>% of consented donors that became actual donors</i>	80%	93%	80%	66%	80%	79%

¹ DBD - A patient with suspected neurological death
DCD - A patient in whom imminent death is anticipated, ie a patient receiving assisted ventilation, a clinical decision to withdraw treatment has been made and death is anticipated within 4 hours

² DBD - Death confirmed by neurological tests and no absolute contraindications to solid organ donation
DCD - Imminent death anticipated and treatment withdrawn with no absolute contraindications to solid organ donation

* Includes patients where nation specific deemed criteria are not met and the patient has not expressed a donation decision in accordance with relevant legislation

Note that a patient that meets both the referral criteria for DBD and DCD organ donation is featured in both the DBD and DCD data but will only be counted once in the deceased donors total

Gold **Silver** **Bronze** **Amber** **Red**

For further information, including definitions, see the latest Potential Donor Audit report and up to date metrics via our Power BI reports at:

<https://www.odt.nhs.uk/statistics-and-reports/potential-donor-audit-report/>.