

Scotland Organ Donation Services Team

Organ Donation and Transplantation 2030: Meeting the Need

In 2022/23, from 129 authorised donors the Scotland Organ Donation Services Team facilitated 102 actual solid organ donors resulting in 258 patients receiving a life-saving or life-changing transplant. Data obtained from the UK Transplant Registry.

In addition to the 102 proceeding donors there were 27 authorised donors that did not proceed.

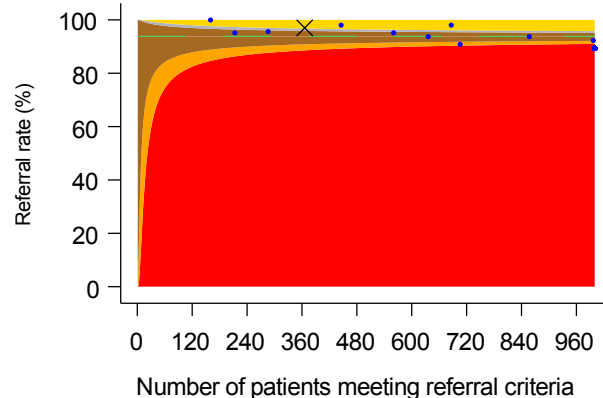
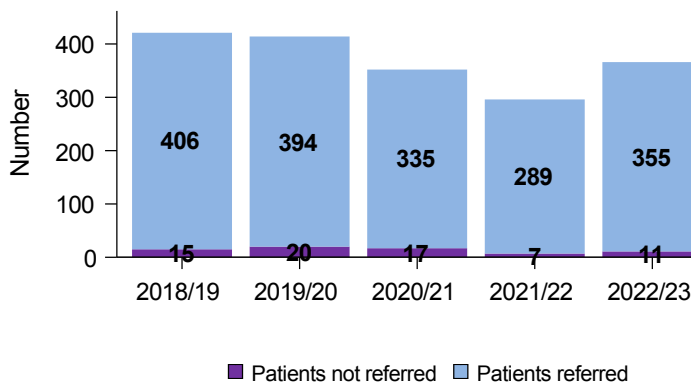
Best quality of care in organ donation

Referral of potential deceased organ donors

Goal: Every patient who meets the referral criteria should be identified and referred to NHS Blood and Transplant's Organ Donation Service

Aim: There should be no purple on the chart

Aim: The team (marked with a cross) should fall within Bronze, Silver, or Gold



X Team • Other teams - - - UK rate
Gold **Silver** **Bronze** **Amber** **Red**

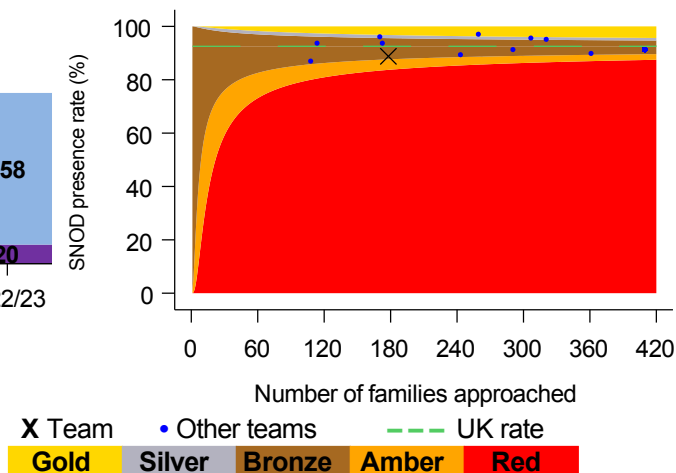
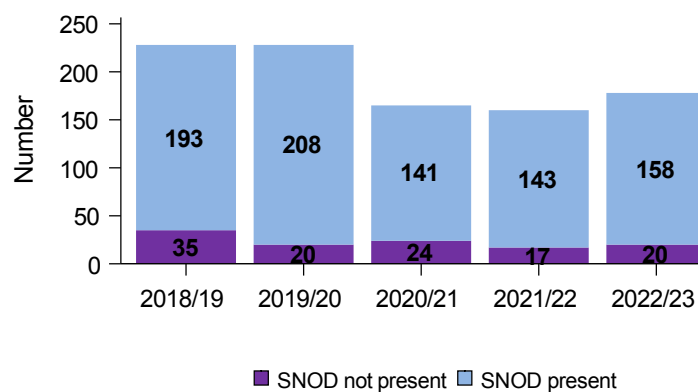
355 potential organ donors were referred to the team during 2022/23. There were 11 occasions where potential organ donors were not referred.

Presence of Specialist Nurse for Organ Donation

Goal: A Specialist Nurse for Organ Donation (SNOD) should be present during every organ donation discussion with families

Aim: There should be no purple on the chart

Aim: The team (marked with a cross) should fall within Bronze, Silver, or Gold



A SNOD was present for 158 organ donation discussions with families during 2022/23. There were 20 occasions where a SNOD was not present.

Further information

Further information on potential donors after brain death (DBD) and potential donors after circulatory death (DCD) within the region are shown below, including a UK comparison. Data obtained from the Potential Donor Audit (PDA).

	DBD		DCD		Deceased donors	
	Scotland	UK	Scotland	UK	Scotland	UK
Patients meeting organ donation referral criteria ¹	99	1980	282	5307	366	6910
Referred to Organ Donation Service	97	1965	271	4886	355	6482
<i>Referral rate %</i>	B 98%	99%	G 96%	92%	G 97%	94%
Neurological death tested	85	1556				
<i>Testing rate %</i>	S 86%	79%				
Eligible donors ²	80	1439	214	3467	294	4906
Family approached	66	1244	112	1691	178	2935
Family approached and SNOD present	62	1190	96	1526	158	2716
<i>% of approaches where SNOD present</i>	B 94%	96%	B 86%	90%	B 89%	93%
Authorisation ascertained	56	846	65	959	121	1805
<i>Authorisation rate %</i>	G 85%	68%	B 58%	57%	B 68%	61%
- Expressed opt in	26	476	40	578	66	1054
- <i>Expressed opt in %</i>	93%	95%	78%	84%	84%	89%
- Deemed Authorisation	25	284	19	306	44	590
- <i>Deemed Authorisation %</i>	93%	63%	63%	52%	77%	57%
- Other*	5	86	6	74	11	160
- <i>Other* %</i>	100%	60%	55%	38%	69%	47%
Actual donors (PDA data)	55	783	46	636	101	1419
<i>% of authorised donors that became actual donors</i>	98%	93%	71%	66%	83%	79%

¹ DBD - A patient with suspected neurological death
DCD - A patient in whom imminent death is anticipated, ie a patient receiving assisted ventilation, a clinical decision to withdraw treatment has been made and death is anticipated within 4 hours

² DBD - Death confirmed by neurological tests and no absolute contraindications to solid organ donation
DCD - Imminent death anticipated and treatment withdrawn with no absolute contraindications to solid organ donation

* Includes patients where nation specific deemed criteria are not met and the patient has not expressed a donation decision in accordance with relevant legislation

Note that a patient that meets both the referral criteria for DBD and DCD organ donation is featured in both the DBD and DCD data but will only be counted once in the deceased donors total

Gold **Silver** **Bronze** **Amber** **Red**

For further information, including definitions, see the latest Potential Donor Audit report and up to date metrics via our Power BI reports at:
<https://www.odt.nhs.uk/statistics-and-reports/potential-donor-audit-report/>.