

**NHS Lothian**

**Organ Donation and Transplantation 2030: Meeting the Need**

In 2022/23, from 31 authorised donors the Board facilitated 21 actual solid organ donors resulting in 48 patients receiving a life-saving or life-changing transplant. Data obtained from the UK Transplant Registry.

In addition to the 21 proceeding donors there were 10 authorised donors that did not proceed.

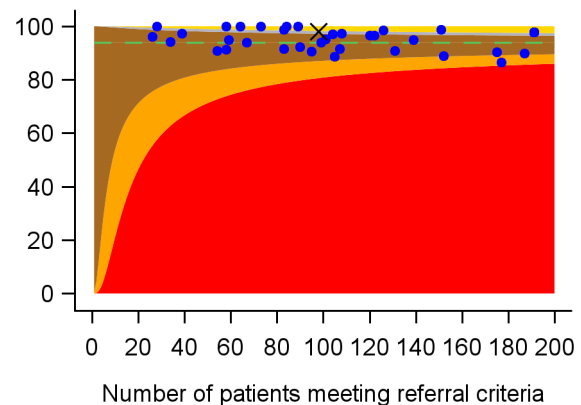
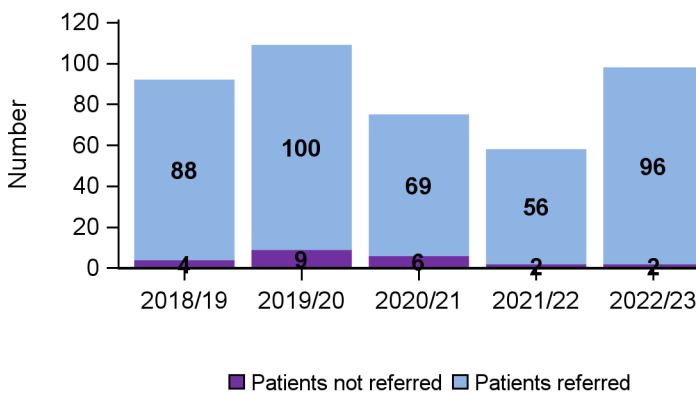
**Best quality of care in organ donation**

**Referral of potential deceased organ donors**

**Goal: Every patient who meets the referral criteria should be identified and referred to NHS Blood and Transplant's Organ Donation Service**

**Aim: There should be no purple on the chart**

**Aim: The Board (marked with a cross) should fall within Bronze, Silver, or Gold**



X Board    • Other level 1 Boards    - - - UK rate

**Gold**   **Silver**   **Bronze**   **Amber**   **Red**

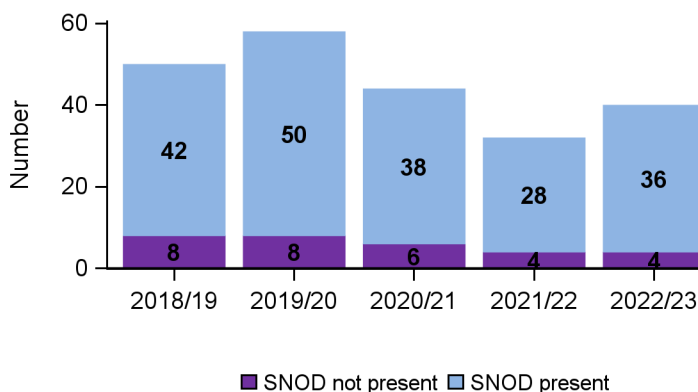
The Board referred 96 potential organ donors during 2022/23. There were 2 occasions where potential organ donors were not referred.

When compared with UK performance, the Board was good (silver) for referral of potential organ donors to NHS Blood and Transplant.

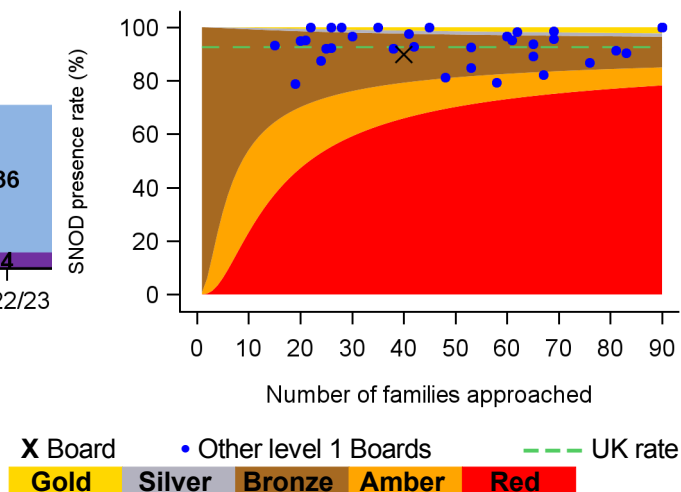
## Presence of Specialist Nurse for Organ Donation

**Goal: A Specialist Nurse for Organ Donation (SNOD) should be present during every organ donation discussion with families**

**Aim: There should be no purple on the chart**



**Aim: The Board (marked with a cross) should fall within Bronze, Silver, or Gold**



A SNOD was present for 36 organ donation discussions with families during 2022/23. There were 4 occasions where a SNOD was not present.

When compared with UK performance, the Board was average (bronze) for SNOD presence when approaching families to discuss organ donation.

### Why it matters

- If suitable patients are not referred, the patient's decision to be an organ donor is not honoured or the family does not get the chance to support organ donation.
- The authorisation rate in the UK is much higher when a SNOD is present.
- The number of patients receiving a life-saving or life-changing solid organ transplant in the UK is increasing but patients are still dying while waiting.

#### Regional donors, transplants, waiting list, and NHS Organ Donor Register (ODR) data

	Scotland*	UK
<b>1 April 2022 - 31 March 2023</b>		
Deceased donors	102	1,429
Transplants from deceased donors	295	3,589
Deaths on the transplant list	36	441
<b>As at 31 March 2023</b>		
Active transplant list	539	6,959
Number of NHS ODR opt-in registrations (% registered)**	2,924,908 (54%)	28,567,574 (44%)

\*Regions have been defined as per former Strategic Health Authorities

\*\* % registered based on population of 5.37 million, based on ONS 2011 census data

## Further information

Further information on potential donors after brain death (DBD) and potential donors after circulatory death (DCD) at the Board are shown below, including a UK comparison. Data obtained from the Potential Donor Audit (PDA).

	DBD		DCD		Deceased donors	
	Board	UK	Board	UK	Board	UK
Patients meeting organ donation referral criteria <sup>1</sup>	14	1980	87	5307	98	6910
Referred to Organ Donation Service	13	1965	85	4886	96	6482
<i>Referral rate %</i>	<b>B</b> 93%	99%	<b>G</b> 98%	92%	<b>S</b> 98%	94%
Neurological death tested	11	1556				
<i>Testing rate %</i>	<b>B</b> 79%	79%				
Eligible donors <sup>2</sup>	11	1439	62	3467	73	4906
Family approached	7	1244	33	1691	40	2935
Family approached and SNOD present	6	1190	30	1526	36	2716
<i>% of approaches where SNOD present</i>	<b>B</b> 86%	96%	<b>B</b> 91%	90%	<b>B</b> 90%	93%
Authorisation ascertained	5	846	24	959	29	1805
<i>Authorisation rate %</i>	<b>B</b> 71%	68%	<b>S</b> 73%	57%	<b>B</b> 73%	61%
- Expressed opt in	4	476	15	578	19	1054
- <i>Expressed opt in %</i>	100%	95%	88%	84%	91%	89%
- Deemed Authorisation	1	284	6	306	7	590
- <i>Deemed Authorisation %</i>	100%	63%	75%	52%	78%	57%
- Other*	0	86	3	74	3	160
- <i>Other* %</i>	N/A	60%	75%	38%	75%	47%
Actual donors (PDA data)	5	783	16	636	21	1419
<i>% of authorised donors that became actual donors</i>	100%	93%	67%	66%	72%	79%

<sup>1</sup> DBD - A patient with suspected neurological death  
DCD - A patient in whom imminent death is anticipated, ie a patient receiving assisted ventilation, a clinical decision to withdraw treatment has been made and death is anticipated within 4 hours

<sup>2</sup> DBD - Death confirmed by neurological tests and no absolute contraindications to solid organ donation  
DCD - Imminent death anticipated and treatment withdrawn with no absolute contraindications to solid organ donation

\* Includes patients where nation specific deemed criteria are not met and the patient has not expressed a donation decision in accordance with relevant legislation

Note that a patient that meets both the referral criteria for DBD and DCD organ donation is featured in both the DBD and DCD data but will only be counted once in the deceased donors total

**Gold** **Silver** **Bronze** **Amber** **Red**

For further information, including definitions, see the latest Potential Donor Audit report and up to date metrics via our Power BI reports at:

<https://www.odt.nhs.uk/statistics-and-reports/potential-donor-audit-report/>.