

## Northern Organ Donation Services Team

### Organ Donation and Transplantation 2030: Meeting the Need

In 2022/23, from 121 consented donors the Northern Organ Donation Services Team facilitated 82 actual solid organ donors resulting in 193 patients receiving a life-saving or life-changing transplant. Data obtained from the UK Transplant Registry.

In addition to the 82 proceeding donors there were 39 consented donors that did not proceed.

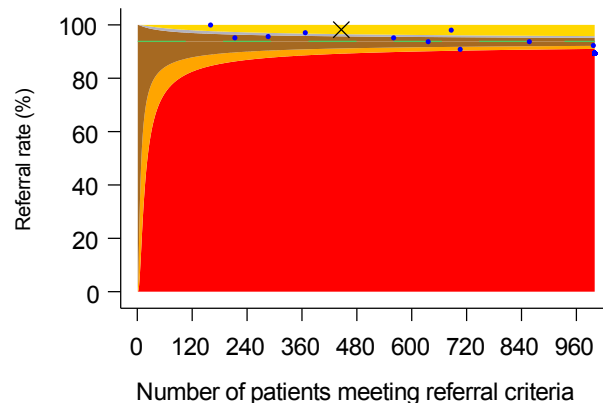
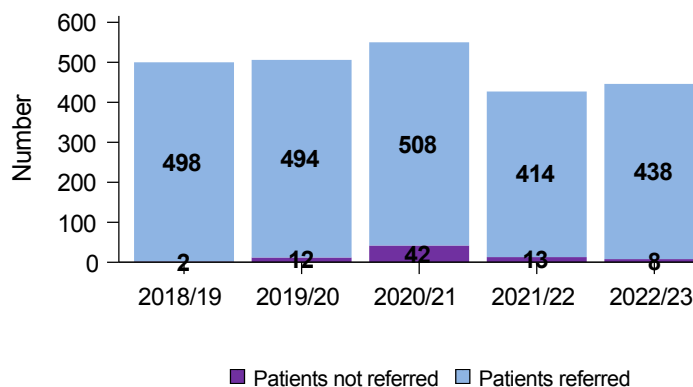
### Best quality of care in organ donation

#### Referral of potential deceased organ donors

**Goal: Every patient who meets the referral criteria should be identified and referred to NHS Blood and Transplant's Organ Donation Service**

**Aim: There should be no purple on the chart**

**Aim: The team (marked with a cross) should fall within Bronze, Silver, or Gold**



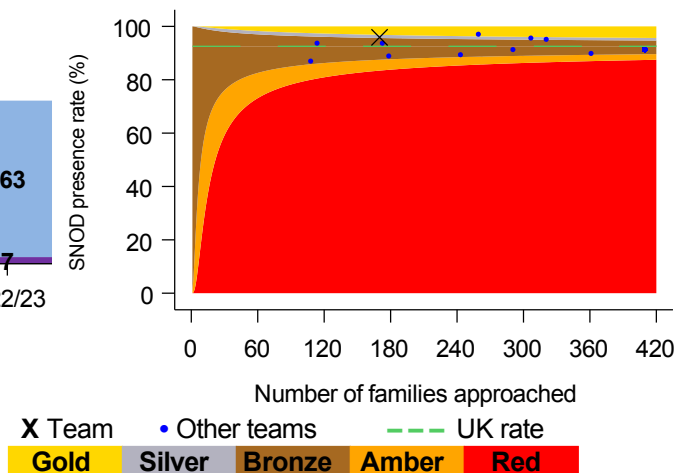
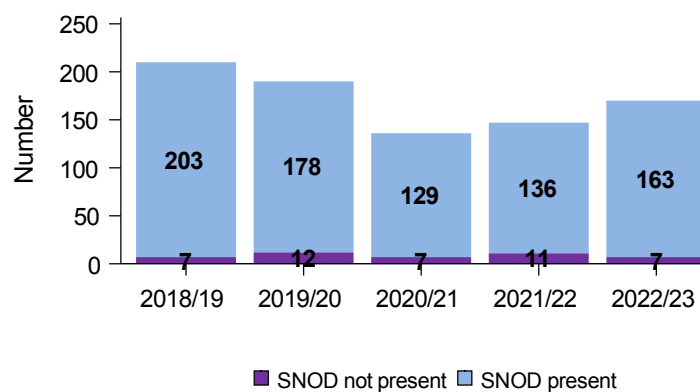
438 potential organ donors were referred to the team during 2022/23. There were 8 occasions where potential organ donors were not referred.

## Presence of Specialist Nurse for Organ Donation

**Goal: A Specialist Nurse for Organ Donation (SNOD) should be present during every organ donation discussion with families**

**Aim: There should be no purple on the chart**

**Aim: The team (marked with a cross) should fall within Bronze, Silver, or Gold**



A SNOD was present for 163 organ donation discussions with families during 2022/23. There were 7 occasions where a SNOD was not present.

## Further information

Further information on potential donors after brain death (DBD) and potential donors after circulatory death (DCD) within the region are shown below, including a UK comparison. Data obtained from the Potential Donor Audit (PDA).

	DBD		DCD		Deceased donors	
	Northern	UK	Northern	UK	Northern	UK
Patients meeting organ donation referral criteria <sup>1</sup>	105	1980	354	5307	446	6910
Referred to Organ Donation Service	105	1965	346	4886	438	6482
<i>Referral rate %</i>	<b>G</b> 100%	99%	<b>G</b> 98%	92%	<b>G</b> 98%	94%
Neurological death tested	92	1556				
<i>Testing rate %</i>	<b>S</b> 88%	79%				
Eligible donors <sup>2</sup>	85	1439	255	3467	340	4906
Family approached	72	1244	98	1691	170	2935
Family approached and SNOD present	70	1190	93	1526	163	2716
<i>% of approaches where SNOD present</i>	<b>B</b> 97%	96%	<b>S</b> 95%	90%	<b>S</b> 96%	93%
Consent ascertained	51	846	66	959	117	1805
<i>Consent rate %</i>	<b>B</b> 71%	68%	<b>S</b> 67%	57%	<b>S</b> 69%	61%
- Expressed opt in	34	476	42	578	76	1054
- <i>Expressed opt in %</i>	92%	95%	91%	84%	92%	89%
- Deemed Consent	14	284	20	306	34	590
- <i>Deemed Consent %</i>	58%	63%	53%	52%	55%	57%
- Other*	3	86	4	74	7	160
- <i>Other* %</i>	60%	60%	44%	38%	50%	47%
Actual donors (PDA data)	49	783	34	636	83	1419
<i>% of consented donors that became actual donors</i>	96%	93%	52%	66%	71%	79%

<sup>1</sup> DBD - A patient with suspected neurological death  
DCD - A patient in whom imminent death is anticipated, ie a patient receiving assisted ventilation, a clinical decision to withdraw treatment has been made and death is anticipated within 4 hours

<sup>2</sup> DBD - Death confirmed by neurological tests and no absolute contraindications to solid organ donation  
DCD - Imminent death anticipated and treatment withdrawn with no absolute contraindications to solid organ donation

\* Includes patients where nation specific deemed criteria are not met and the patient has not expressed a donation decision in accordance with relevant legislation

Note that a patient that meets both the referral criteria for DBD and DCD organ donation is featured in both the DBD and DCD data but will only be counted once in the deceased donors total

**Gold** **Silver** **Bronze** **Amber** **Red**

For further information, including definitions, see the latest Potential Donor Audit report and up to date metrics via our Power BI reports at:  
<https://www.odt.nhs.uk/statistics-and-reports/potential-donor-audit-report/>.