

St Helens and Knowsley Hospitals NHS Trust

Organ Donation and Transplantation 2030: Meeting the Need

In 2022/23, from 3 consented donors the Trust facilitated 2 actual solid organ donors resulting in 5 patients receiving a life-saving or life-changing transplant. Data obtained from the UK Transplant Registry.

In addition to the 2 proceeding donors there was one consented donor that did not proceed.

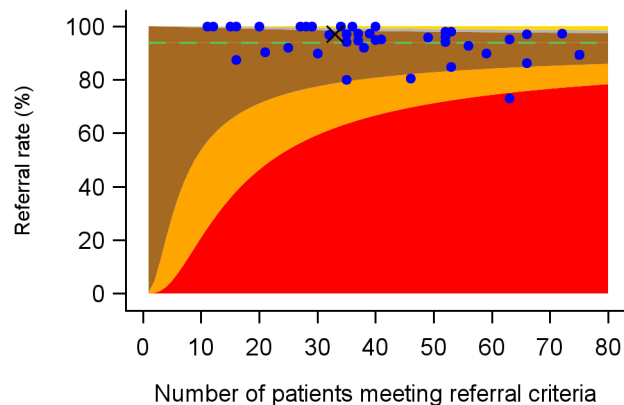
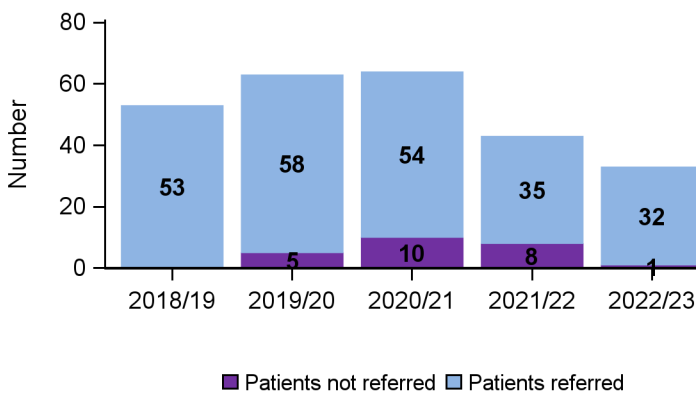
Best quality of care in organ donation

Referral of potential deceased organ donors

Goal: Every patient who meets the referral criteria should be identified and referred to NHS Blood and Transplant's Organ Donation Service

Aim: There should be no purple on the chart

Aim: The Trust (marked with a cross) should fall within Bronze, Silver, or Gold



X Trust • Other level 2 Trusts - - - UK rate

Gold **Silver** **Bronze** **Amber** **Red**

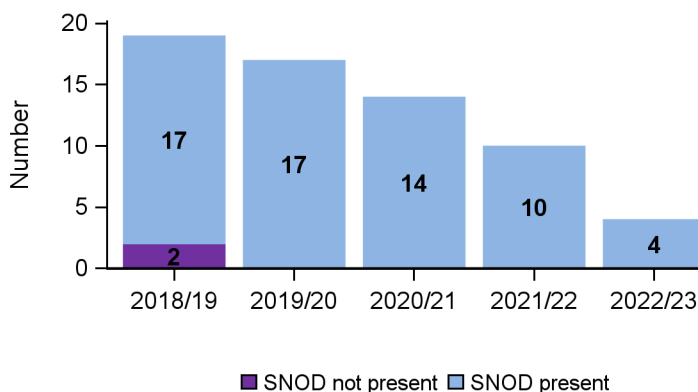
The Trust referred 32 potential organ donors during 2022/23. There was 1 occasion where a potential organ donor was not referred.

When compared with UK performance, the Trust was average (bronze) for referral of potential organ donors to NHS Blood and Transplant.

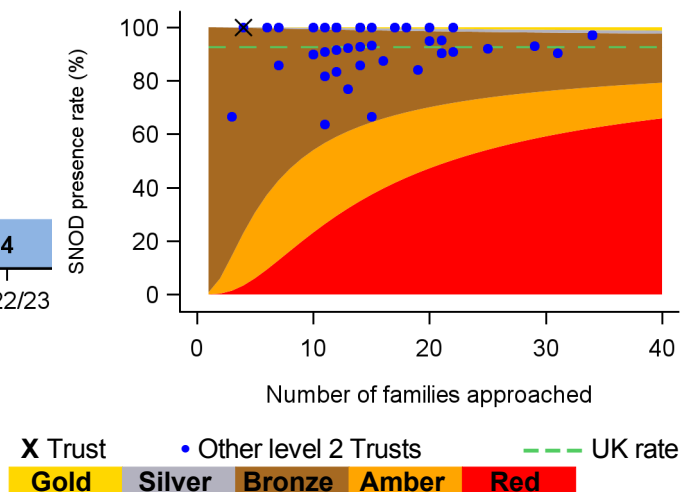
Presence of Specialist Nurse for Organ Donation

Goal: A Specialist Nurse for Organ Donation (SNOD) should be present during every organ donation discussion with families

Aim: There should be no purple on the chart



Aim: The Trust (marked with a cross) should fall within Bronze, Silver, or Gold



A SNOD was present for 4 organ donation discussions with families during 2022/23. There were no occasions where a SNOD was not present.

When compared with UK performance, the Trust was exceptional (gold) for SNOD presence when approaching families to discuss organ donation.

Why it matters

- If suitable patients are not referred, the patient's decision to be an organ donor is not honoured or the family does not get the chance to support organ donation.
- The consent rate in the UK is much higher when a SNOD is present.
- The number of patients receiving a life-saving or life-changing solid organ transplant in the UK is increasing but patients are still dying while waiting.

Regional donors, transplants, waiting list, and NHS Organ Donor Register (ODR) data

| | North West* | UK |
|---------------------------------------------------------|-----------------|------------------|
| 1 April 2022 - 31 March 2023 | | |
| Deceased donors | 155 | 1,429 |
| Transplants from deceased donors | 356 | 3,589 |
| Deaths on the transplant list | 84 | 441 |
| As at 31 March 2023 | | |
| Active transplant list | 790 | 6,959 |
| Number of NHS ODR opt-in registrations (% registered)** | 2,924,122 (41%) | 28,567,574 (44%) |

*Regions have been defined as per former Strategic Health Authorities

** % registered based on population of 7.17 million, based on ONS 2011 census data

Further information

Further information on potential donors after brain death (DBD) and potential donors after circulatory death (DCD) at the Trust are shown below, including a UK comparison. Data obtained from the Potential Donor Audit (PDA).

| | DBD | | DCD | | Deceased donors | |
|----------------------------------------------------------------|---------------|------|---------------|------|-----------------|------|
| | Trust | UK | Trust | UK | Trust | UK |
| Patients meeting organ donation referral criteria ¹ | 8 | 1980 | 25 | 5307 | 33 | 6910 |
| Referred to Organ Donation Service | 8 | 1965 | 24 | 4886 | 32 | 6482 |
| <i>Referral rate %</i> | G 100% | 99% | B 96% | 92% | B 97% | 94% |
| Neurological death tested | 7 | 1556 | | | | |
| <i>Testing rate %</i> | B 88% | 79% | | | | |
| Eligible donors ² | 4 | 1439 | 20 | 3467 | 24 | 4906 |
| Family approached | 2 | 1244 | 2 | 1691 | 4 | 2935 |
| Family approached and SNOD present | 2 | 1190 | 2 | 1526 | 4 | 2716 |
| <i>% of approaches where SNOD present</i> | G 100% | 96% | G 100% | 90% | G 100% | 93% |
| Consent ascertained | 2 | 846 | 1 | 959 | 3 | 1805 |
| <i>Consent rate %</i> | G 100% | 68% | B 50% | 57% | B 75% | 61% |
| - Expressed opt in | 2 | 476 | 0 | 578 | 2 | 1054 |
| - <i>Expressed opt in %</i> | 100% | 95% | N/A | 84% | 100% | 89% |
| - Deemed Consent | 0 | 284 | 1 | 306 | 1 | 590 |
| - <i>Deemed Consent %</i> | N/A | 63% | 50% | 52% | 50% | 57% |
| - Other* | 0 | 86 | 0 | 74 | 0 | 160 |
| - <i>Other* %</i> | N/A | 60% | N/A | 38% | N/A | 47% |
| Actual donors (PDA data) | 2 | 783 | 0 | 636 | 2 | 1419 |
| <i>% of consented donors that became actual donors</i> | 100% | 93% | 0% | 66% | 67% | 79% |

¹ DBD - A patient with suspected neurological death
DCD - A patient in whom imminent death is anticipated, ie a patient receiving assisted ventilation, a clinical decision to withdraw treatment has been made and death is anticipated within 4 hours

² DBD - Death confirmed by neurological tests and no absolute contraindications to solid organ donation
DCD - Imminent death anticipated and treatment withdrawn with no absolute contraindications to solid organ donation

* Includes patients where nation specific deemed criteria are not met and the patient has not expressed a donation decision in accordance with relevant legislation

Note that a patient that meets both the referral criteria for DBD and DCD organ donation is featured in both the DBD and DCD data but will only be counted once in the deceased donors total

Gold **Silver** **Bronze** **Amber** **Red**

For further information, including definitions, see the latest Potential Donor Audit report and up to date metrics via our Power BI reports at:

<https://www.odt.nhs.uk/statistics-and-reports/potential-donor-audit-report/>.