

Midlands Organ Donation Services Team

Organ Donation and Transplantation 2030: Meeting the Need

In 2022/23, from 237 consented donors the Midlands Organ Donation Services Team facilitated 178 actual solid organ donors resulting in 439 patients receiving a life-saving or life-changing transplant. Data obtained from the UK Transplant Registry.

In addition to the 178 proceeding donors there were 59 consented donors that did not proceed.

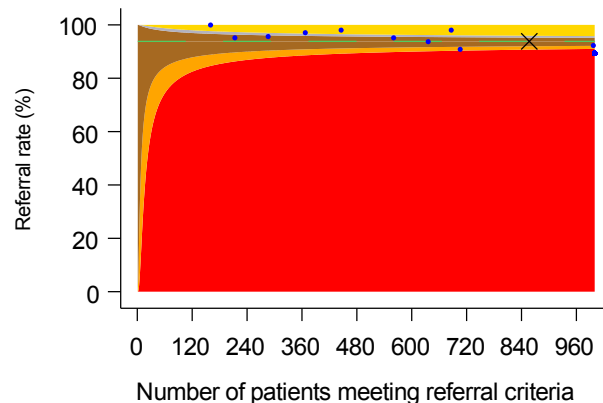
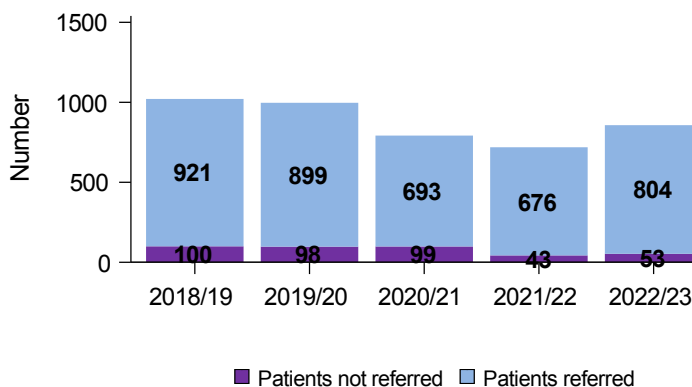
Best quality of care in organ donation

Referral of potential deceased organ donors

Goal: Every patient who meets the referral criteria should be identified and referred to NHS Blood and Transplant's Organ Donation Service

Aim: There should be no purple on the chart

Aim: The team (marked with a cross) should fall within Bronze, Silver, or Gold



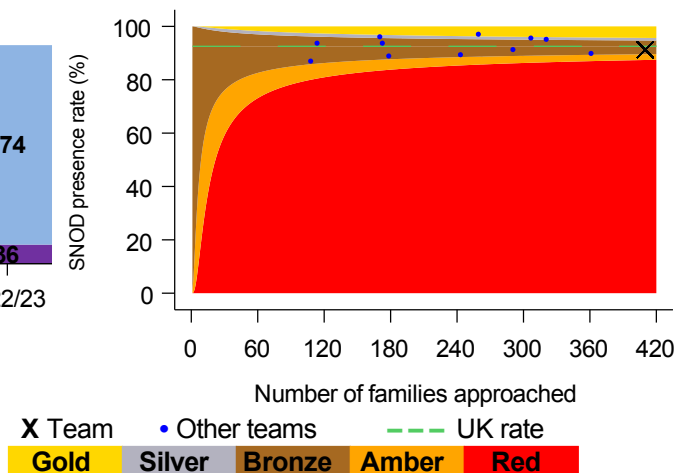
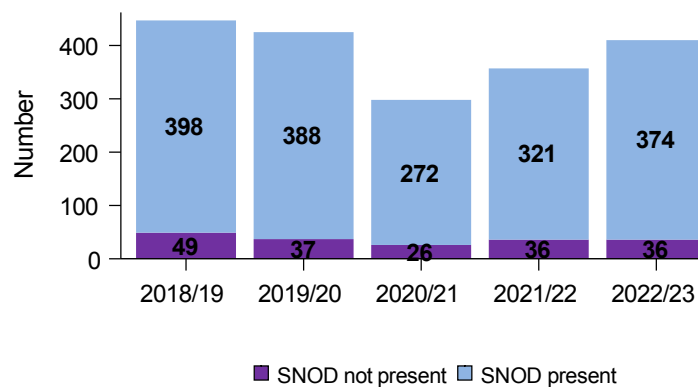
804 potential organ donors were referred to the team during 2022/23. There were 53 occasions where potential organ donors were not referred.

Presence of Specialist Nurse for Organ Donation

Goal: A Specialist Nurse for Organ Donation (SNOD) should be present during every organ donation discussion with families

Aim: There should be no purple on the chart

Aim: The team (marked with a cross) should fall within Bronze, Silver, or Gold



A SNOD was present for 374 organ donation discussions with families during 2022/23. There were 36 occasions where a SNOD was not present.

Further information

Further information on potential donors after brain death (DBD) and potential donors after circulatory death (DCD) within the region are shown below, including a UK comparison. Data obtained from the Potential Donor Audit (PDA).

	DBD		DCD		Deceased donors	
	Midlands	UK	Midlands	UK	Midlands	UK
Patients meeting organ donation referral criteria ¹	259	1980	675	5307	857	6910
Referred to Organ Donation Service	257	1965	622	4886	804	6482
<i>Referral rate %</i>	B 99%	99%	B 92%	92%	B 94%	94%
Neurological death tested	181	1556				
<i>Testing rate %</i>	A 70%	79%				
Eligible donors ²	164	1439	432	3467	596	4906
Family approached	144	1244	266	1691	410	2935
Family approached and SNOD present	135	1190	239	1526	374	2716
<i>% of approaches where SNOD present</i>	B 94%	96%	B 90%	90%	B 91%	93%
Consent ascertained	91	846	134	959	225	1805
<i>Consent rate %</i>	B 63%	68%	A 50%	57%	A 55%	61%
- Expressed opt in	48	476	69	578	117	1054
- <i>Expressed opt in %</i>	92%	95%	75%	84%	81%	89%
- Deemed Consent	33	284	54	306	87	590
- <i>Deemed Consent %</i>	58%	63%	49%	52%	52%	57%
- Other*	10	86	11	74	21	160
- <i>Other* %</i>	63%	60%	32%	38%	42%	47%
Actual donors (PDA data)	81	783	95	636	176	1419
<i>% of consented donors that became actual donors</i>	89%	93%	71%	66%	78%	79%

¹ DBD - A patient with suspected neurological death
DCD - A patient in whom imminent death is anticipated, ie a patient receiving assisted ventilation, a clinical decision to withdraw treatment has been made and death is anticipated within 4 hours

² DBD - Death confirmed by neurological tests and no absolute contraindications to solid organ donation
DCD - Imminent death anticipated and treatment withdrawn with no absolute contraindications to solid organ donation

* Includes patients where nation specific deemed criteria are not met and the patient has not expressed a donation decision in accordance with relevant legislation

Note that a patient that meets both the referral criteria for DBD and DCD organ donation is featured in both the DBD and DCD data but will only be counted once in the deceased donors total

Gold **Silver** **Bronze** **Amber** **Red**

For further information, including definitions, see the latest Potential Donor Audit report and up to date metrics via our Power BI reports at:

<https://www.odt.nhs.uk/statistics-and-reports/potential-donor-audit-report/>.