

London Organ Donation Services Team

Organ Donation and Transplantation 2030: Meeting the Need

In 2022/23, from 172 consented donors the London Organ Donation Services Team facilitated 136 actual solid organ donors resulting in 353 patients receiving a life-saving or life-changing transplant. Data obtained from the UK Transplant Registry.

In addition to the 136 proceeding donors there were 36 consented donors that did not proceed.

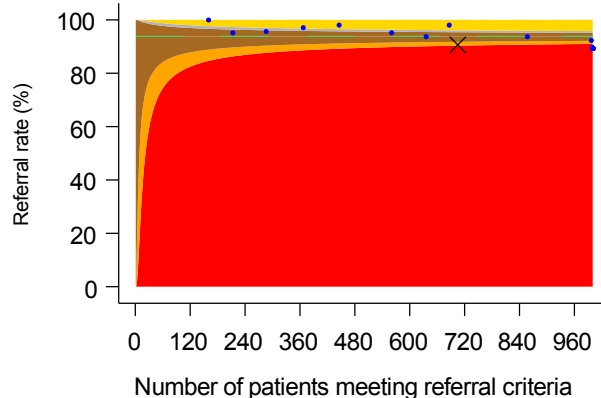
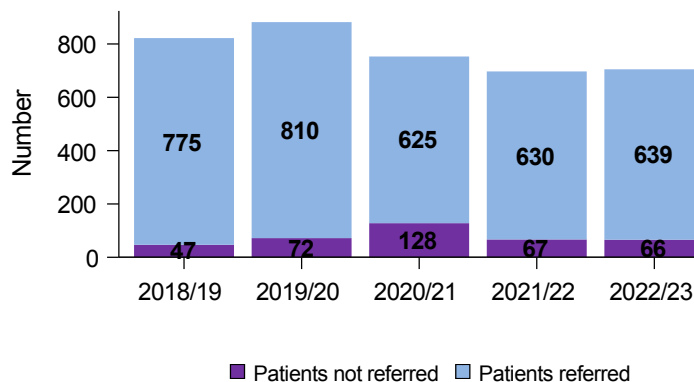
Best quality of care in organ donation

Referral of potential deceased organ donors

Goal: Every patient who meets the referral criteria should be identified and referred to NHS Blood and Transplant's Organ Donation Service

Aim: There should be no purple on the chart

Aim: The team (marked with a cross) should fall within Bronze, Silver, or Gold



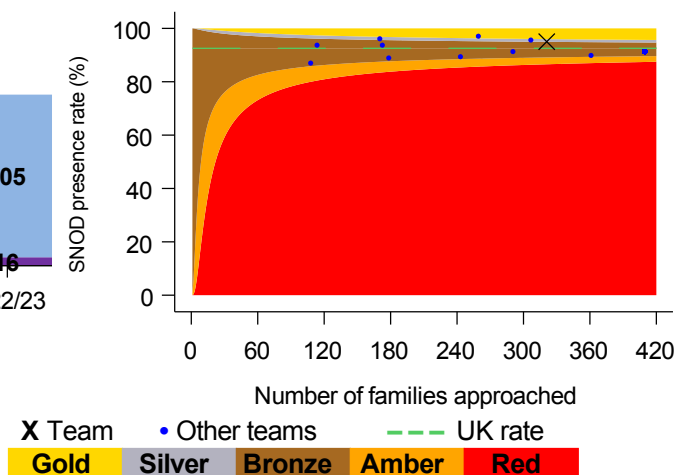
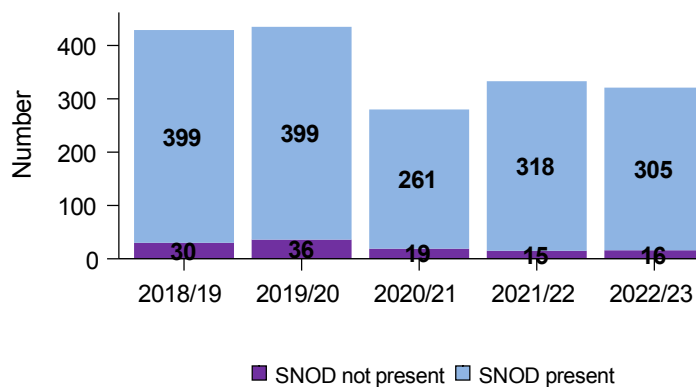
639 potential organ donors were referred to the team during 2022/23. There were 66 occasions where potential organ donors were not referred.

Presence of Specialist Nurse for Organ Donation

Goal: A Specialist Nurse for Organ Donation (SNOD) should be present during every organ donation discussion with families

Aim: There should be no purple on the chart

Aim: The team (marked with a cross) should fall within Bronze, Silver, or Gold



A SNOD was present for 305 organ donation discussions with families during 2022/23. There were 16 occasions where a SNOD was not present.

Further information

Further information on potential donors after brain death (DBD) and potential donors after circulatory death (DCD) within the region are shown below, including a UK comparison. Data obtained from the Potential Donor Audit (PDA).

	DBD		DCD		Deceased donors	
	London	UK	London	UK	London	UK
Patients meeting organ donation referral criteria ¹	308	1980	451	5307	705	6910
Referred to Organ Donation Service	306	1965	387	4886	639	6482
<i>Referral rate %</i>	B 99%	99%	R 86%	92%	A 91%	94%
Neurological death tested	240	1556				
<i>Testing rate %</i>	B 78%	79%				
Eligible donors ²	222	1439	309	3467	531	4906
Family approached	182	1244	139	1691	321	2935
Family approached and SNOD present	173	1190	132	1526	305	2716
<i>% of approaches where SNOD present</i>	B 95%	96%	S 95%	90%	S 95%	93%
Consent ascertained	100	846	65	959	165	1805
<i>Consent rate %</i>	R 55%	68%	A 47%	57%	R 51%	61%
- Expressed opt in	49	476	40	578	89	1054
- <i>Expressed opt in %</i>	98%	95%	87%	84%	93%	89%
- Deemed Consent	40	284	16	306	56	590
- <i>Deemed Consent %</i>	49%	63%	35%	52%	44%	57%
- Other*	11	86	9	74	20	160
- <i>Other* %</i>	61%	60%	30%	38%	42%	47%
Actual donors (PDA data)	94	783	43	636	137	1419
<i>% of consented donors that became actual donors</i>	94%	93%	66%	66%	83%	79%

¹ DBD - A patient with suspected neurological death
DCD - A patient in whom imminent death is anticipated, ie a patient receiving assisted ventilation, a clinical decision to withdraw treatment has been made and death is anticipated within 4 hours

² DBD - Death confirmed by neurological tests and no absolute contraindications to solid organ donation
DCD - Imminent death anticipated and treatment withdrawn with no absolute contraindications to solid organ donation

* Includes patients where nation specific deemed criteria are not met and the patient has not expressed a donation decision in accordance with relevant legislation

Note that a patient that meets both the referral criteria for DBD and DCD organ donation is featured in both the DBD and DCD data but will only be counted once in the deceased donors total

Gold **Silver** **Bronze** **Amber** **Red**

For further information, including definitions, see the latest Potential Donor Audit report and up to date metrics via our Power BI reports at:
<https://www.odt.nhs.uk/statistics-and-reports/potential-donor-audit-report/>.