

Imperial College Healthcare NHS Trust

Organ Donation and Transplantation 2030: Meeting the Need

In 2022/23, from 33 consented donors the Trust facilitated 25 actual solid organ donors resulting in 60 patients receiving a life-saving or life-changing transplant. Data obtained from the UK Transplant Registry.

In addition to the 25 proceeding donors there were 8 consented donors that did not proceed.

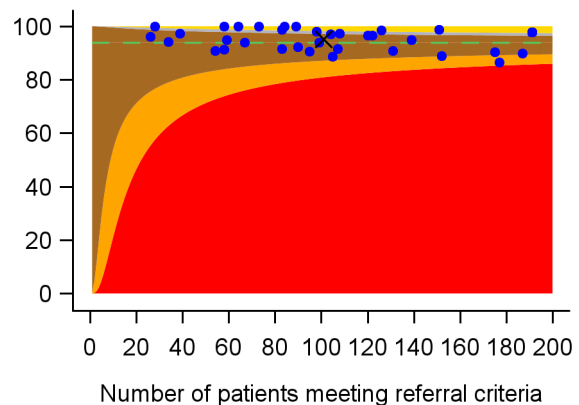
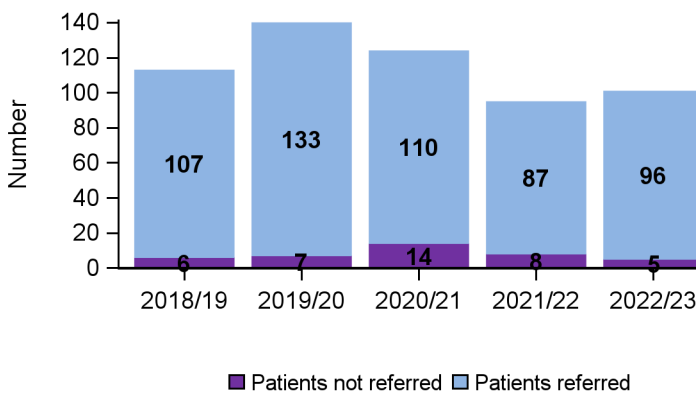
Best quality of care in organ donation

Referral of potential deceased organ donors

Goal: Every patient who meets the referral criteria should be identified and referred to NHS Blood and Transplant's Organ Donation Service

Aim: There should be no purple on the chart

Aim: The Trust (marked with a cross) should fall within Bronze, Silver, or Gold



X Trust • Other level 1 Trusts - - - UK rate

Gold **Silver** **Bronze** **Amber** **Red**

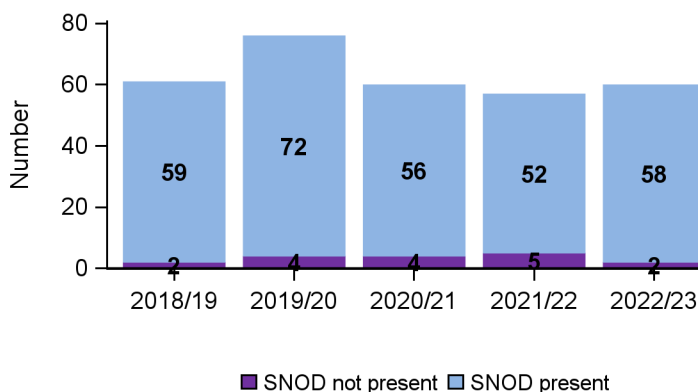
The Trust referred 96 potential organ donors during 2022/23. There were 5 occasions where potential organ donors were not referred.

When compared with UK performance, the Trust was average (bronze) for referral of potential organ donors to NHS Blood and Transplant.

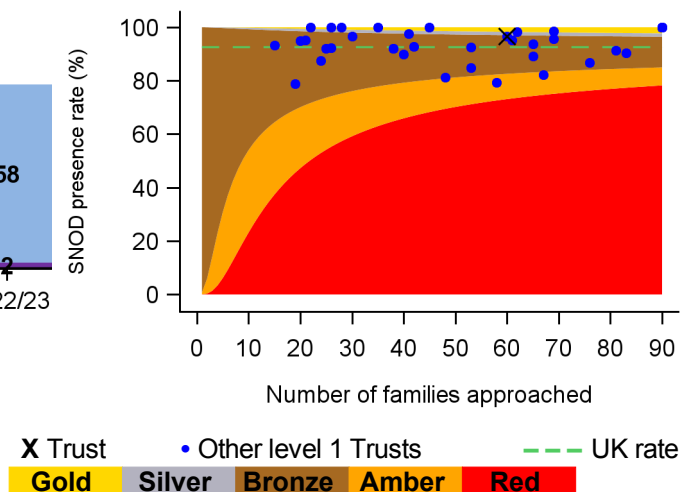
Presence of Specialist Nurse for Organ Donation

Goal: A Specialist Nurse for Organ Donation (SNOD) should be present during every organ donation discussion with families

Aim: There should be no purple on the chart



Aim: The Trust (marked with a cross) should fall within Bronze, Silver, or Gold



A SNOD was present for 58 organ donation discussions with families during 2022/23. There were 2 occasions where a SNOD was not present.

When compared with UK performance, the Trust was average (bronze) for SNOD presence when approaching families to discuss organ donation.

Why it matters

- If suitable patients are not referred, the patient's decision to be an organ donor is not honoured or the family does not get the chance to support organ donation.
- The consent rate in the UK is much higher when a SNOD is present.
- The number of patients receiving a life-saving or life-changing solid organ transplant in the UK is increasing but patients are still dying while waiting.

Regional donors, transplants, waiting list, and NHS Organ Donor Register (ODR) data

	London*	UK
1 April 2022 - 31 March 2023		
Deceased donors	190	1,429
Transplants from deceased donors	654	3,589
Deaths on the transplant list	73	441
As at 31 March 2023		
Active transplant list	1,430	6,959
Number of NHS ODR opt-in registrations (% registered)**	2,859,939 (33%)	28,567,574 (44%)

*Regions have been defined as per former Strategic Health Authorities

** % registered based on population of 8.67 million, based on ONS 2011 census data

Further information

Further information on potential donors after brain death (DBD) and potential donors after circulatory death (DCD) at the Trust are shown below, including a UK comparison. Data obtained from the Potential Donor Audit (PDA).

	DBD		DCD		Deceased donors	
	Trust	UK	Trust	UK	Trust	UK
Patients meeting organ donation referral criteria ¹	50	1980	61	5307	101	6910
Referred to Organ Donation Service	50	1965	56	4886	96	6482
<i>Referral rate %</i>	G 100%	99%	B 92%	92%	B 95%	94%
Neurological death tested	40	1556				
<i>Testing rate %</i>	B 80%	79%				
Eligible donors ²	36	1439	51	3467	87	4906
Family approached	28	1244	32	1691	60	2935
Family approached and SNOD present	27	1190	31	1526	58	2716
<i>% of approaches where SNOD present</i>	B 96%	96%	S 97%	90%	B 97%	93%
Consent ascertained	17	846	15	959	32	1805
<i>Consent rate %</i>	B 61%	68%	B 47%	57%	B 53%	61%
- Expressed opt in	7	476	9	578	16	1054
- <i>Expressed opt in %</i>	100%	95%	90%	84%	94%	89%
- Deemed Consent	8	284	4	306	12	590
- <i>Deemed Consent %</i>	62%	63%	36%	52%	50%	57%
- Other*	2	86	2	74	4	160
- <i>Other* %</i>	100%	60%	29%	38%	44%	47%
Actual donors (PDA data)	16	783	9	636	25	1419
<i>% of consented donors that became actual donors</i>	94%	93%	60%	66%	78%	79%

¹ DBD - A patient with suspected neurological death
DCD - A patient in whom imminent death is anticipated, ie a patient receiving assisted ventilation, a clinical decision to withdraw treatment has been made and death is anticipated within 4 hours

² DBD - Death confirmed by neurological tests and no absolute contraindications to solid organ donation
DCD - Imminent death anticipated and treatment withdrawn with no absolute contraindications to solid organ donation

* Includes patients where nation specific deemed criteria are not met and the patient has not expressed a donation decision in accordance with relevant legislation

Note that a patient that meets both the referral criteria for DBD and DCD organ donation is featured in both the DBD and DCD data but will only be counted once in the deceased donors total

Gold **Silver** **Bronze** **Amber** **Red**

For further information, including definitions, see the latest Potential Donor Audit report and up to date metrics via our Power BI reports at:

<https://www.odt.nhs.uk/statistics-and-reports/potential-donor-audit-report/>.