

Eastern Organ Donation Services Team

Organ Donation and Transplantation 2030: Meeting the Need

In 2022/23, from 233 consented donors the Eastern Organ Donation Services Team facilitated 154 actual solid organ donors resulting in 379 patients receiving a life-saving or life-changing transplant. Data obtained from the UK Transplant Registry.

In addition to the 154 proceeding donors there were 79 consented donors that did not proceed.

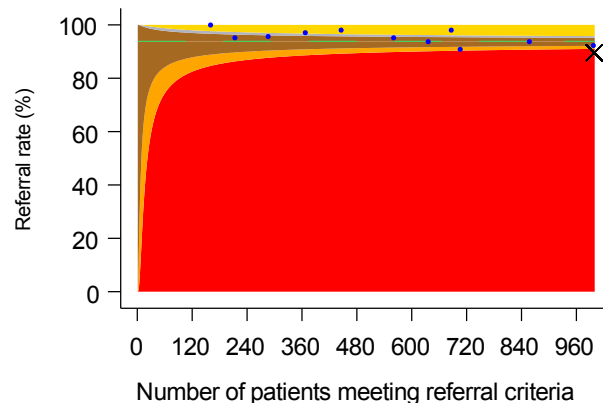
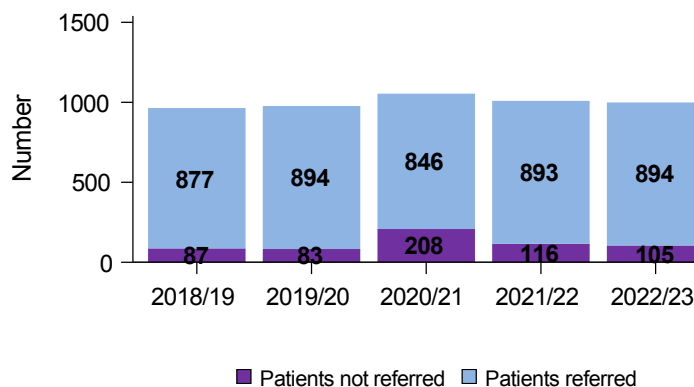
Best quality of care in organ donation

Referral of potential deceased organ donors

Goal: Every patient who meets the referral criteria should be identified and referred to NHS Blood and Transplant's Organ Donation Service

Aim: There should be no purple on the chart

Aim: The team (marked with a cross) should fall within Bronze, Silver, or Gold



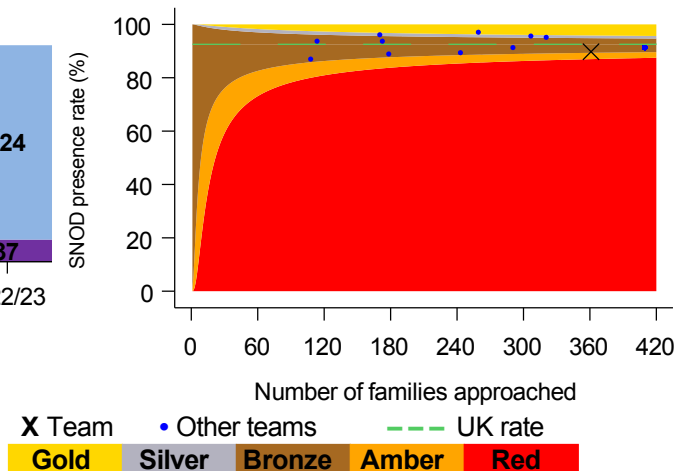
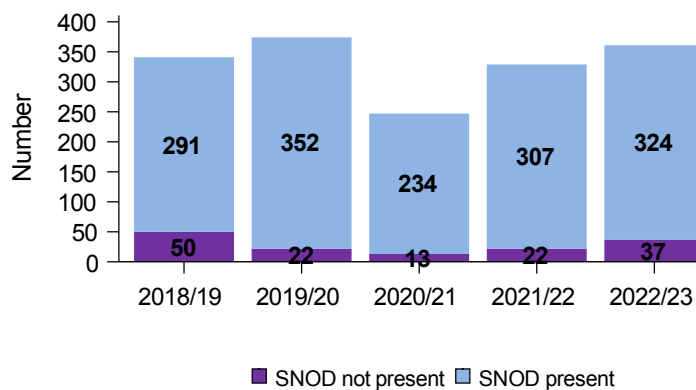
894 potential organ donors were referred to the team during 2022/23. There were 105 occasions where potential organ donors were not referred.

Presence of Specialist Nurse for Organ Donation

Goal: A Specialist Nurse for Organ Donation (SNOD) should be present during every organ donation discussion with families

Aim: There should be no purple on the chart

Aim: The team (marked with a cross) should fall within Bronze, Silver, or Gold



A SNOD was present for 324 organ donation discussions with families during 2022/23. There were 37 occasions where a SNOD was not present.

Further information

Further information on potential donors after brain death (DBD) and potential donors after circulatory death (DCD) within the region are shown below, including a UK comparison. Data obtained from the Potential Donor Audit (PDA).

	DBD		DCD		Deceased donors	
	Eastern	UK	Eastern	UK	Eastern	UK
Patients meeting organ donation referral criteria ¹	194	1980	858	5307	999	6910
Referred to Organ Donation Service	190	1965	755	4886	894	6482
<i>Referral rate %</i>	B 98%	99%	R 88%	92%	R 89%	94%
Neurological death tested	136	1556				
<i>Testing rate %</i>	A 70%	79%				
Eligible donors ²	126	1439	514	3467	640	4906
Family approached	109	1244	252	1691	361	2935
Family approached and SNOD present	106	1190	218	1526	324	2716
<i>% of approaches where SNOD present</i>	B 97%	96%	B 87%	90%	B 90%	93%
Consent ascertained	77	846	148	959	225	1805
<i>Consent rate %</i>	B 71%	68%	B 59%	57%	B 62%	61%
- Expressed opt in	42	476	94	578	136	1054
- <i>Expressed opt in %</i>	98%	95%	86%	84%	90%	89%
- Deemed Consent	30	284	47	306	77	590
- <i>Deemed Consent %</i>	67%	63%	52%	52%	57%	57%
- Other*	5	86	7	74	12	160
- <i>Other* %</i>	46%	60%	41%	38%	43%	47%
Actual donors (PDA data)	70	783	84	636	154	1419
<i>% of consented donors that became actual donors</i>	91%	93%	57%	66%	68%	79%

¹ DBD - A patient with suspected neurological death
DCD - A patient in whom imminent death is anticipated, ie a patient receiving assisted ventilation, a clinical decision to withdraw treatment has been made and death is anticipated within 4 hours

² DBD - Death confirmed by neurological tests and no absolute contraindications to solid organ donation
DCD - Imminent death anticipated and treatment withdrawn with no absolute contraindications to solid organ donation

* Includes patients where nation specific deemed criteria are not met and the patient has not expressed a donation decision in accordance with relevant legislation

Note that a patient that meets both the referral criteria for DBD and DCD organ donation is featured in both the DBD and DCD data but will only be counted once in the deceased donors total

Gold **Silver** **Bronze** **Amber** **Red**

For further information, including definitions, see the latest Potential Donor Audit report and up to date metrics via our Power BI reports at:
<https://www.odt.nhs.uk/statistics-and-reports/potential-donor-audit-report/>.