

**East and North Hertfordshire NHS Trust**

**Organ Donation and Transplantation 2030: Meeting the Need**

In 2022/23, from 16 consented donors the Trust facilitated 11 actual solid organ donors resulting in 24 patients receiving a life-saving or life-changing transplant. Data obtained from the UK Transplant Registry.

In addition to the 11 proceeding donors there were 5 consented donors that did not proceed.

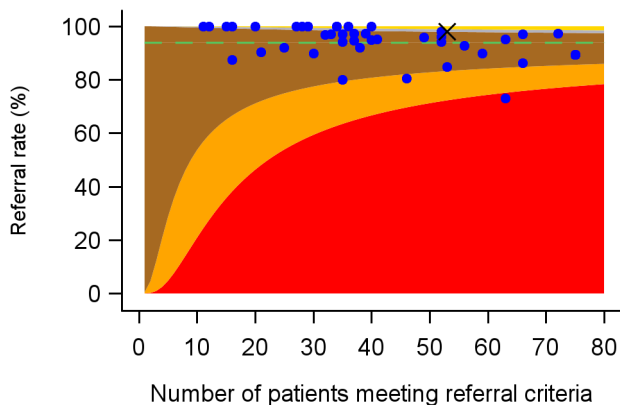
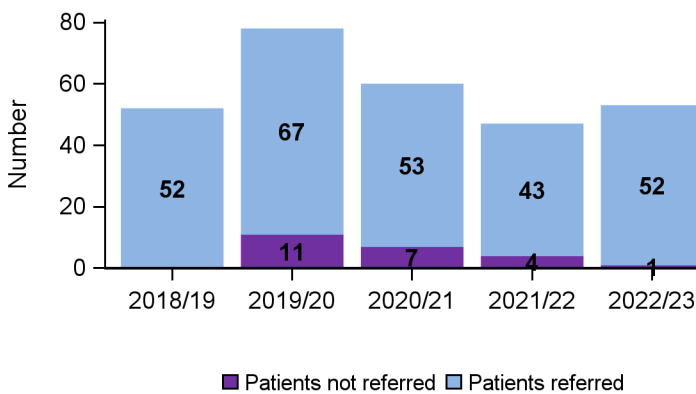
**Best quality of care in organ donation**

**Referral of potential deceased organ donors**

**Goal: Every patient who meets the referral criteria should be identified and referred to NHS Blood and Transplant's Organ Donation Service**

**Aim: There should be no purple on the chart**

**Aim: The Trust (marked with a cross) should fall within Bronze, Silver, or Gold**



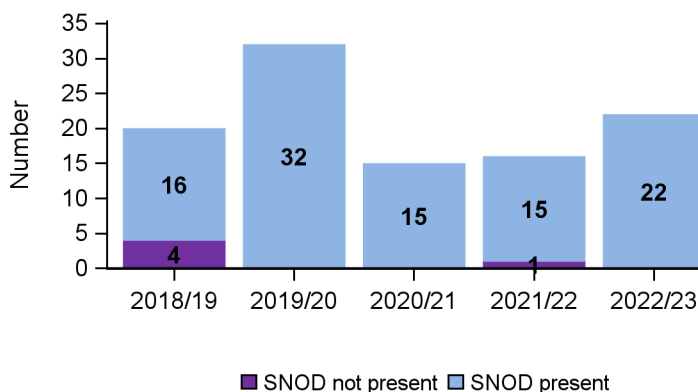
The Trust referred 52 potential organ donors during 2022/23. There was 1 occasion where a potential organ donor was not referred.

When compared with UK performance, the Trust was good (silver) for referral of potential organ donors to NHS Blood and Transplant.

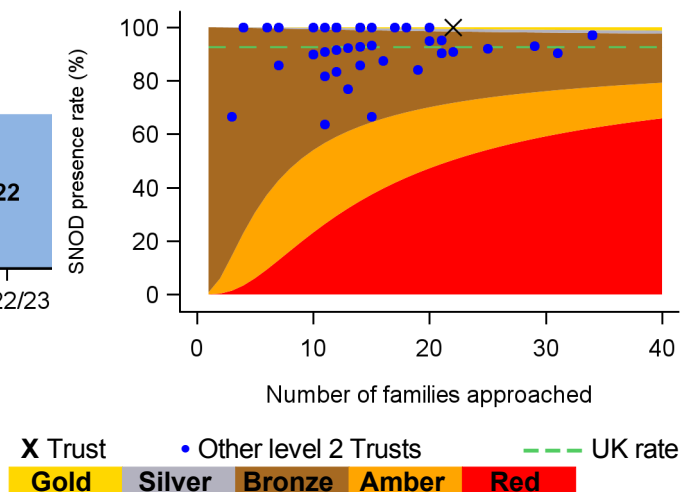
## Presence of Specialist Nurse for Organ Donation

**Goal: A Specialist Nurse for Organ Donation (SNOD) should be present during every organ donation discussion with families**

**Aim: There should be no purple on the chart**



**Aim: The Trust (marked with a cross) should fall within Bronze, Silver, or Gold**



A SNOD was present for 22 organ donation discussions with families during 2022/23. There were no occasions where a SNOD was not present.

When compared with UK performance, the Trust was exceptional (gold) for SNOD presence when approaching families to discuss organ donation.

### Why it matters

- If suitable patients are not referred, the patient's decision to be an organ donor is not honoured or the family does not get the chance to support organ donation.
- The consent rate in the UK is much higher when a SNOD is present.
- The number of patients receiving a life-saving or life-changing solid organ transplant in the UK is increasing but patients are still dying while waiting.

#### Regional donors, transplants, waiting list, and NHS Organ Donor Register (ODR) data

	East Of England*	UK
<b>1 April 2022 - 31 March 2023</b>		
Deceased donors	138	1,429
Transplants from deceased donors	338	3,589
Deaths on the transplant list	25	441
<b>As at 31 March 2023</b>		
Active transplant list	437	6,959
Number of NHS ODR opt-in registrations (% registered)**	2,717,435 (45%)	28,567,574 (44%)

\*Regions have been defined as per former Strategic Health Authorities

\*\* % registered based on population of 6.08 million, based on ONS 2011 census data

## Further information

Further information on potential donors after brain death (DBD) and potential donors after circulatory death (DCD) at the Trust are shown below, including a UK comparison. Data obtained from the Potential Donor Audit (PDA).

	DBD		DCD		Deceased donors	
	Trust	UK	Trust	UK	Trust	UK
Patients meeting organ donation referral criteria <sup>1</sup>	6	1980	47	5307	53	6910
Referred to Organ Donation Service	6	1965	46	4886	52	6482
<i>Referral rate %</i>	<b>G</b> 100%	99%	<b>S</b> 98%	92%	<b>S</b> 98%	94%
Neurological death tested	5	1556				
<i>Testing rate %</i>	<b>B</b> 83%	79%				
Eligible donors <sup>2</sup>	5	1439	39	3467	44	4906
Family approached	5	1244	17	1691	22	2935
Family approached and SNOD present	5	1190	17	1526	22	2716
<i>% of approaches where SNOD present</i>	<b>G</b> 100%	96%	<b>G</b> 100%	90%	<b>G</b> 100%	93%
Consent ascertained	4	846	11	959	15	1805
<i>Consent rate %</i>	<b>B</b> 80%	68%	<b>B</b> 65%	57%	<b>B</b> 68%	61%
- Expressed opt in	3	476	7	578	10	1054
- <i>Expressed opt in %</i>	100%	95%	100%	84%	100%	89%
- Deemed Consent	1	284	4	306	5	590
- <i>Deemed Consent %</i>	50%	63%	50%	52%	50%	57%
- Other*	0	86	0	74	0	160
- <i>Other* %</i>	N/A	60%	N/A	38%	N/A	47%
Actual donors (PDA data)	4	783	7	636	11	1419
<i>% of consented donors that became actual donors</i>	100%	93%	64%	66%	73%	79%

<sup>1</sup> DBD - A patient with suspected neurological death  
DCD - A patient in whom imminent death is anticipated, ie a patient receiving assisted ventilation, a clinical decision to withdraw treatment has been made and death is anticipated within 4 hours

<sup>2</sup> DBD - Death confirmed by neurological tests and no absolute contraindications to solid organ donation  
DCD - Imminent death anticipated and treatment withdrawn with no absolute contraindications to solid organ donation

\* Includes patients where nation specific deemed criteria are not met and the patient has not expressed a donation decision in accordance with relevant legislation

Note that a patient that meets both the referral criteria for DBD and DCD organ donation is featured in both the DBD and DCD data but will only be counted once in the deceased donors total

**Gold** **Silver** **Bronze** **Amber** **Red**

For further information, including definitions, see the latest Potential Donor Audit report and up to date metrics via our Power BI reports at:

<https://www.odt.nhs.uk/statistics-and-reports/potential-donor-audit-report/>.