

## **Heart and lung donor utilisation rates by donor type and higher-quality donor status**

In this document, a heart donor is defined as utilised when their heart has been transplanted in the UK. A lung donor is defined as utilised when at least one lung from the donor has been transplanted in the UK. The cohort is all deceased solid organ donors (who have had at least one organ retrieved for the purposes of transplantation) in the period 1 April 2019–30 June 2022, and the denominator is those with their heart offered or at least one lung offered, for heart and lung utilisation rates respectively.

A heart donor is considered higher quality when they meet all the following criteria:

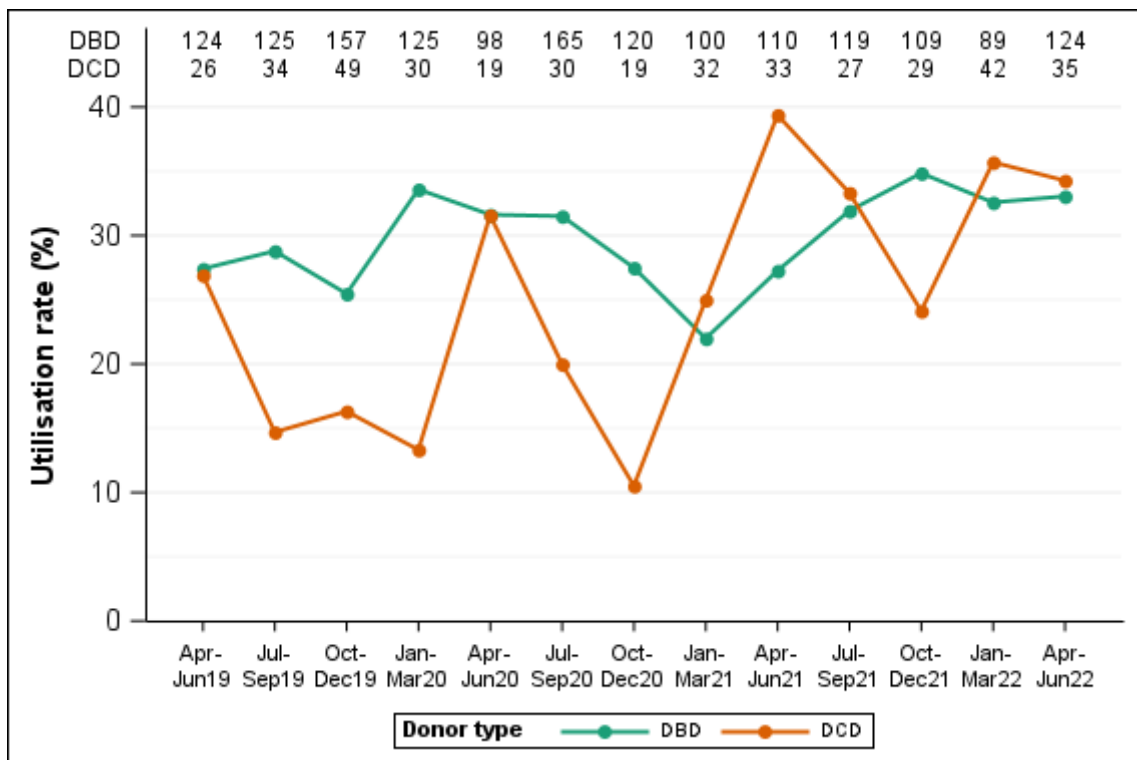
- Aged less than 50 years
- no history of hypertension
- no history of diabetes
- no history of smoking
- no history of cardiac disease
- LVEF greater than or equal to 50%
- IVS less than or equal to 13 mm
- HBsAg negative
- HCVAb negative
- HIV negative
- HTLV negative
- no adrenaline administered
- no dopamine administered
- no dobutamine administered

A lung donor is considered higher quality when they meet all the following criteria:

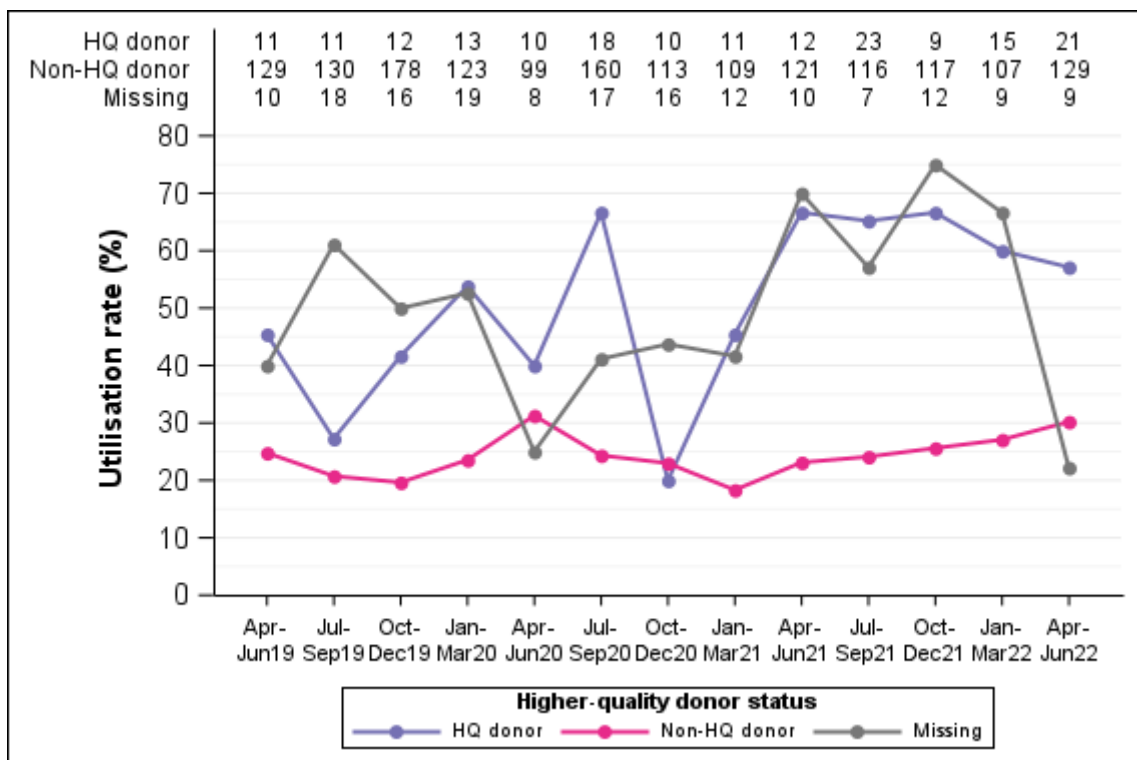
- aged between 16 and 55 years
- no history of malignancy
- HBsAg negative
- HCVAb negative
- HIV negative
- HTLV negative
- no smoking history or age < 30 or smoked less than 20 pack/years
- maximum PO<sub>2</sub> greater than or equal to 40 kPa with FiO<sub>2</sub> at 100% and PEEP at 5 cmH<sub>2</sub>O
- ventilation less than or equal to 7 days

**Sue Madden  
September 2022**

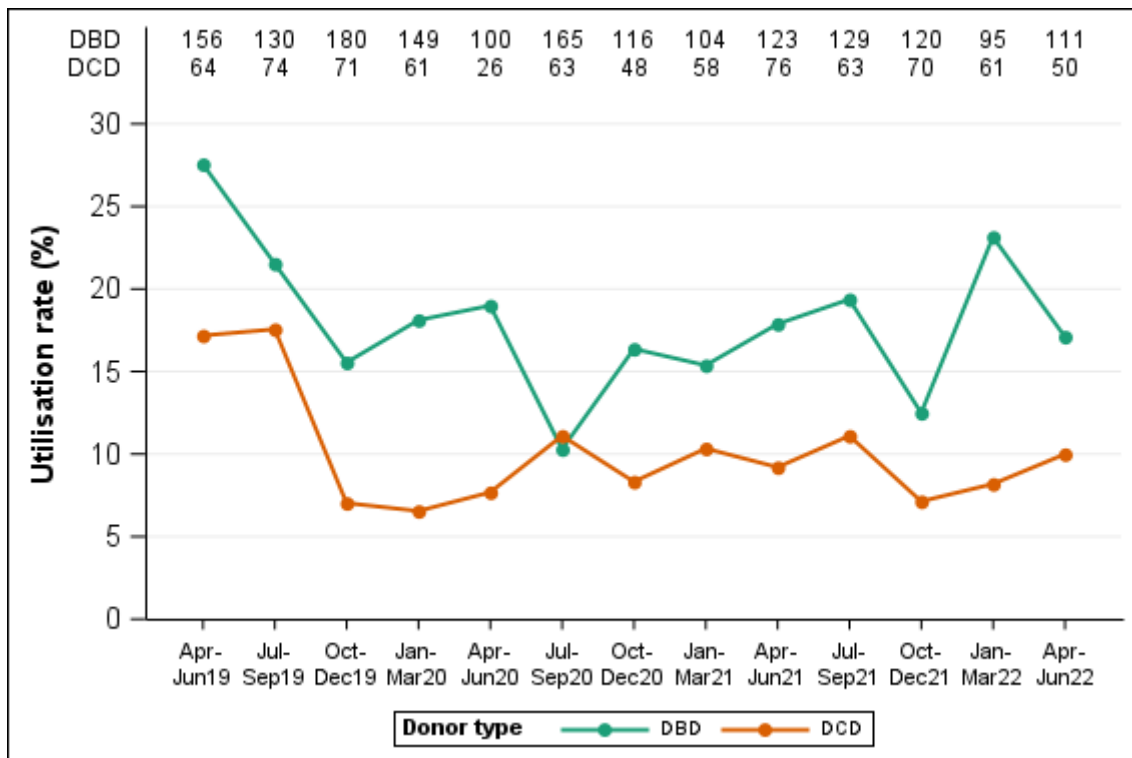
**Figure 1** The proportion of hearts transplanted from deceased solid organ donors with heart offered, Apr 2019 - Jun 2022, by quarter and donor type



**Figure 2** The proportion of hearts transplanted from deceased solid organ donors with heart offered, Apr 2019 - Jun 2022, by quarter and higher-quality donor status



**Figure 3** The proportion of deceased solid organ donors with at least one lung offered with at least one lung transplanted, Apr 2019 - Jun 2022, by quarter and donor type



**Figure 4** The proportion of deceased solid organ donors with at least one lung offered with at least one lung transplanted, Apr 2019 - Jun 2022, by quarter and higher-quality donor status

