

Heart and lung donor utilisation rates by donor type and higher-quality donor status

In this document, a heart donor is defined as utilised when their heart has been transplanted in the UK. A lung donor is defined as utilised when at least one lung from the donor has been transplanted in the UK. The cohort is all deceased solid organ donors (who have had at least one organ retrieved for the purposes of transplantation) in the period 1 October 2019–30 September 2021, and the denominator is those with their heart offered or at least one lung offered, for heart and lung utilisation rates respectively.

A heart donor is considered higher quality when they meet all the following criteria:

- aged less than 50 years
- no history of hypertension
- no history of diabetes
- no history of smoking
- no history of cardiac disease
- LVEF greater than or equal to 50%
- IVS less than or equal to 12 mm
- HBsAg negative
- HCVAb negative
- HIV negative
- HTLV negative
- no adrenaline administered
- no dopamine administered
- no dobutamine administered

A lung donor is considered higher quality when they meet all the following criteria:

- aged between 16 and 55 years
- no history of malignancy
- HBsAg negative
- HCVAb negative
- HIV negative
- HTLV negative
- no smoking history or smoked less than or equal to one cigarette per day (≈ 20 packs per year)
- maximum PO₂ greater than or equal to 40 kPa with FiO₂ at 100% and PEEP at 5 cmH₂O
- ventilation less than or equal to 7 days

**Alice Newton and Sue Madden
December 2021**

Figure 1 The proportion of hearts transplanted from deceased solid organ donors with heart offered, Oct 2019 - Sep 2021, by quarter and donor type

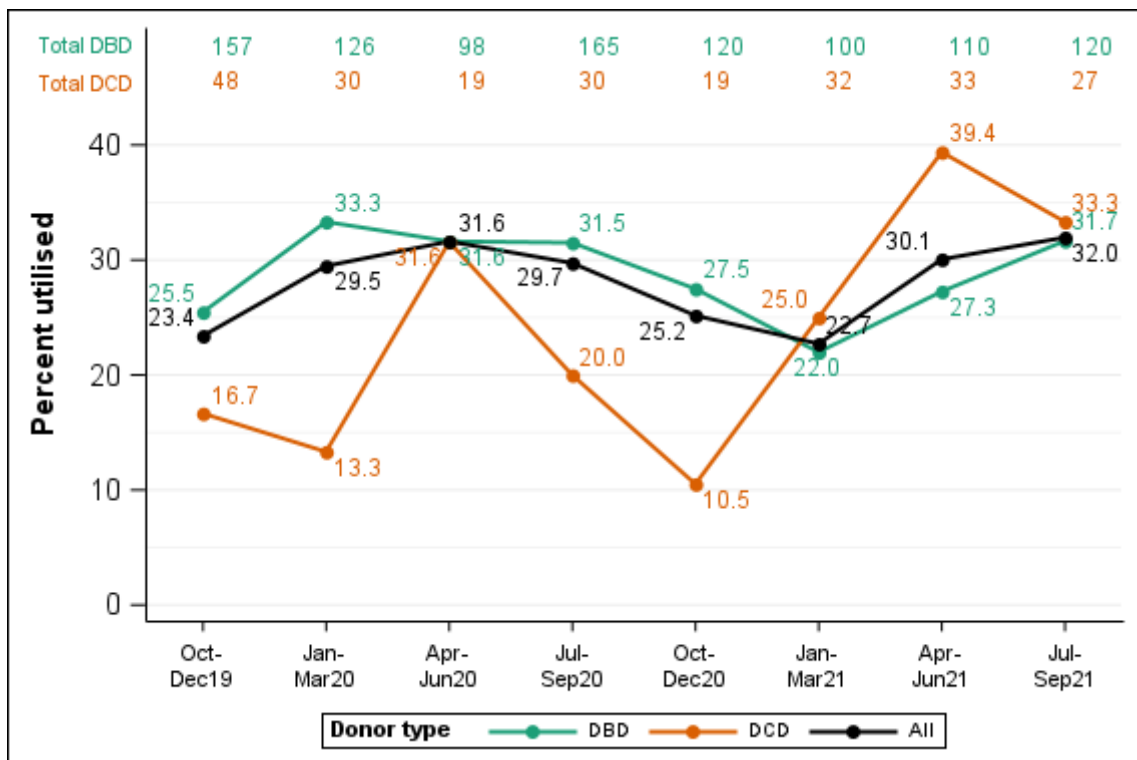


Figure 2 The proportion of hearts transplanted from deceased solid organ donors with heart offered, Oct 2019 - Sep 2021, by quarter and higher-quality donor status

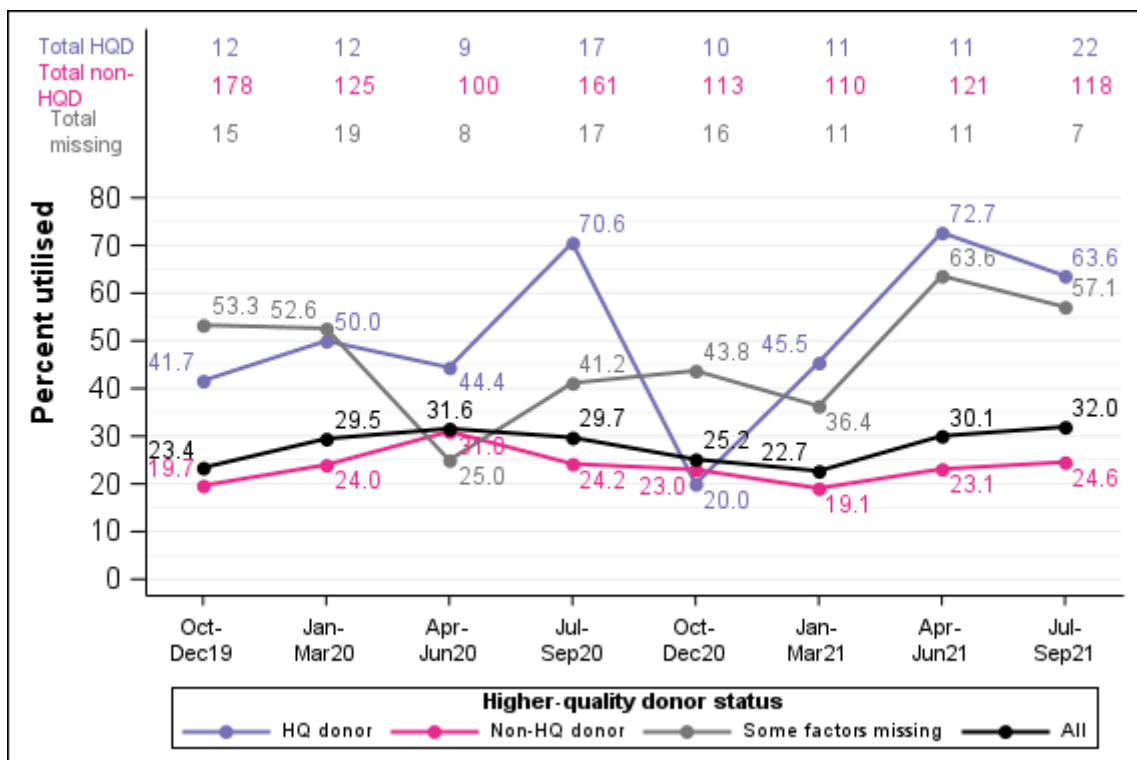


Figure 3 The proportion of deceased solid organ donors with at least one lung offered with at least one lung transplanted, Oct 2019 - Sep 2021, by quarter and donor type

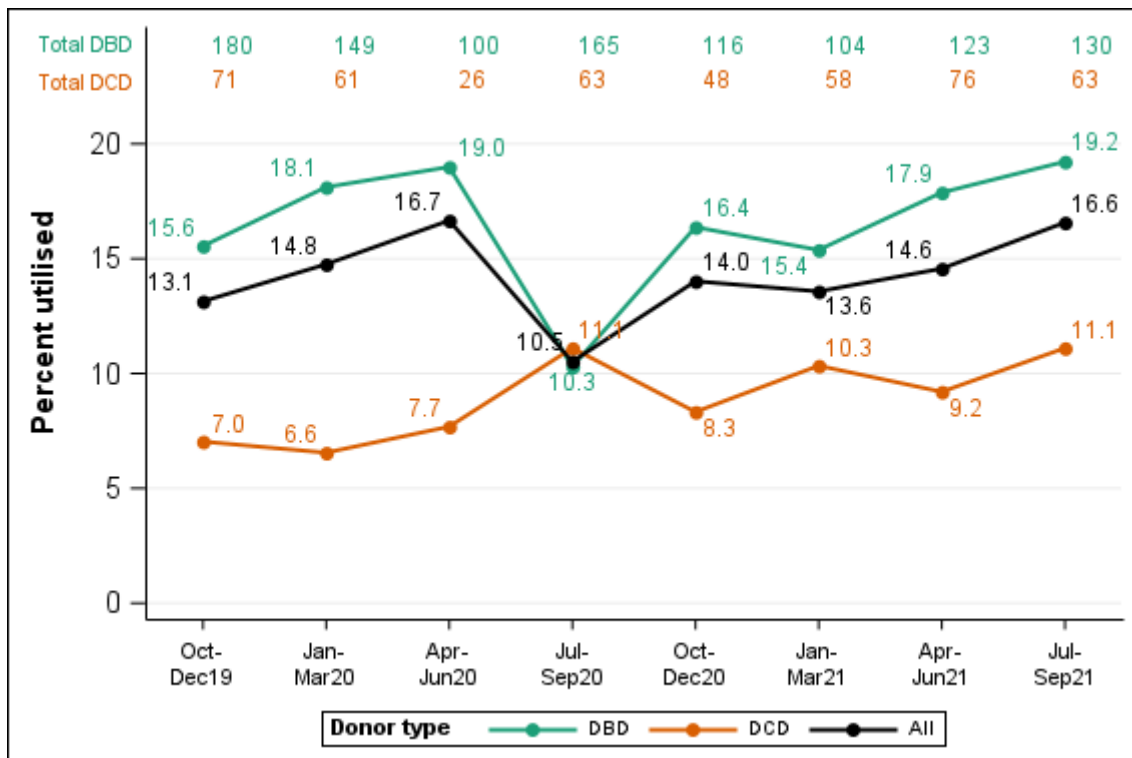


Figure 4 The proportion of deceased solid organ donors with at least one lung offered with at least one lung transplanted, Oct 2019 - Sep 2021, by quarter and higher-quality donor status

