

Level 1

Data and Meeting Booklet

June 2023



Categorisation of Donation Activity by Level

Levels – based on number of proceeding donors

Acknowledging the impact of the pandemic, two calculations were made for each Board/Trust, and the most favourable (highest level) was allocated.

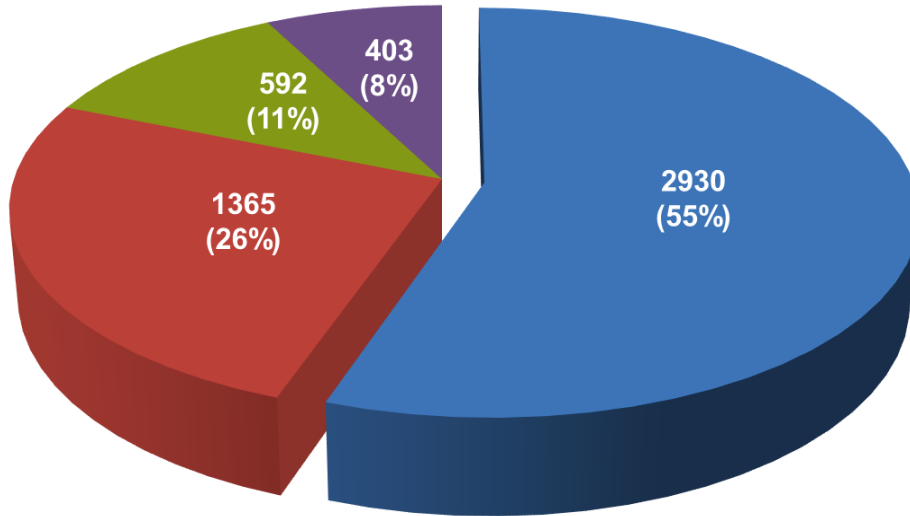
- Average number of proceeding donors over three years (2019/20, 2020/21, 2021/22)
- Average number of proceeding donors over two years, excluding the COVID year (2019/20, 2021/22)

Level	2018 & 2023 Definition	Number of Boards/Trusts in each level 2023
1	12 or more (≥ 12)	36
2	6 or more but less than 12 (≥ 6 to <12)	51
3	more than 3 but less than 6 (>3 to <6)	31
4	3 or less (≤ 3)	39

An additional descriptor is applied to each trust/board, as appropriate.

- N = Adult Neuro ICU (34)
- MT = Major Trauma Centre (27)
- P = Paediatric ICU (26)
- C = Cardiothoracic ICU (36)
- T = Transplant Centre (27)

UK Donation by Level

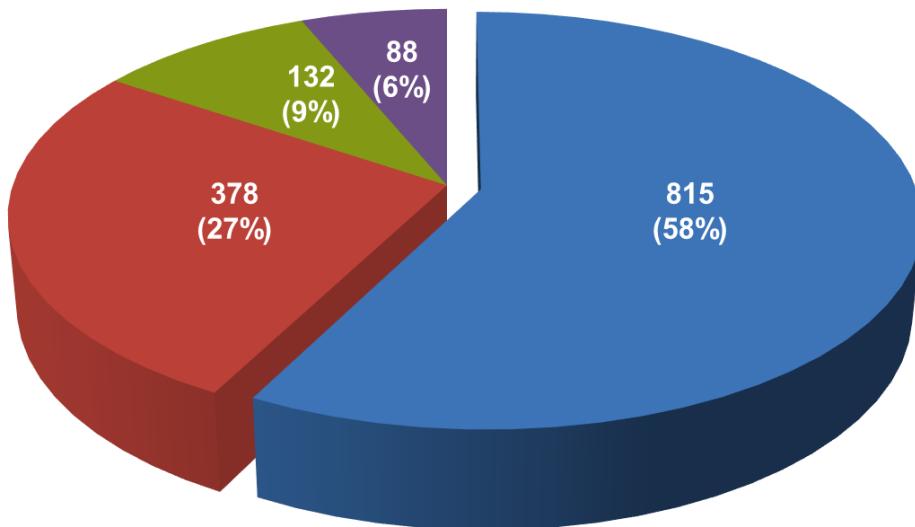


1 January 2022 - 31 December 2022

Potential donors after brainstem death (DBD) are defined as patients who have neurological death suspected by meeting all of the following criteria: apnoea, coma from known aetiology and unresponsive, ventilated, fixed pupils, no cough or gag reflex. Excluding those for whom cardiac arrest occurred despite resuscitation, brain stem reflexes returned.

Eligible donors after circulatory death (DCD) are defined as patients who had treatment withdrawn and death was anticipated within four hours, with no absolute medical contraindications to solid organ donation.

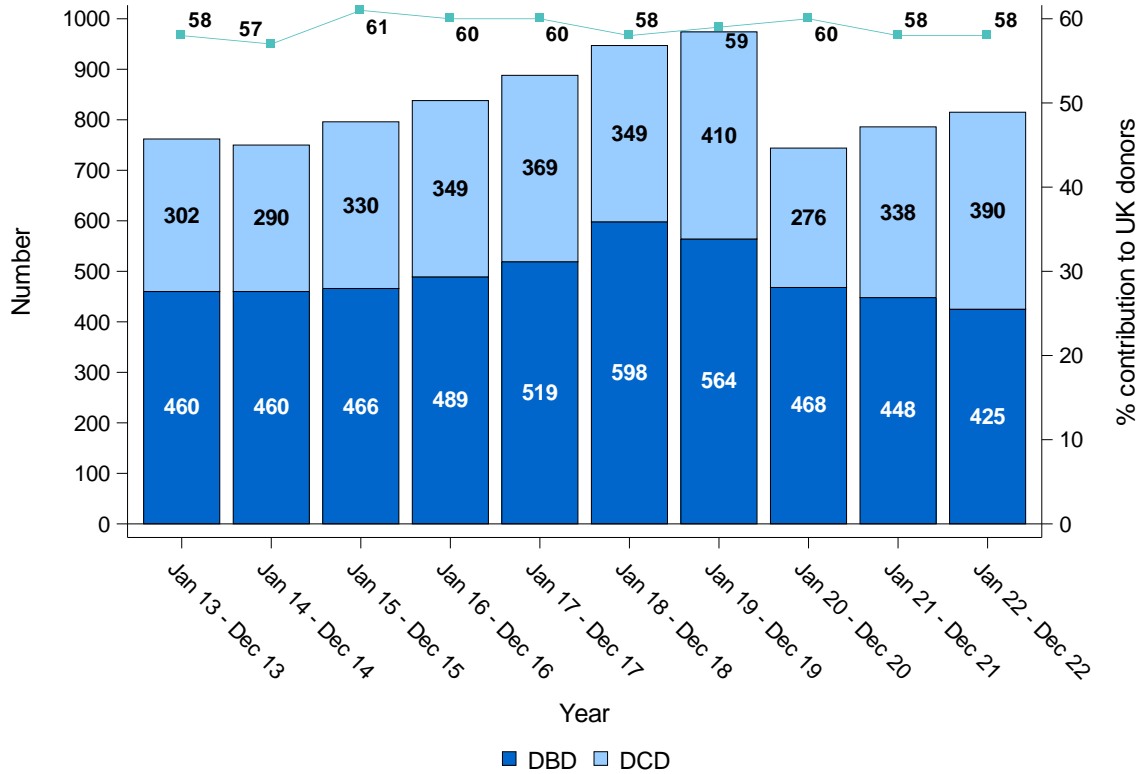
Actual donors



1 January 2022 - 31 December 2022

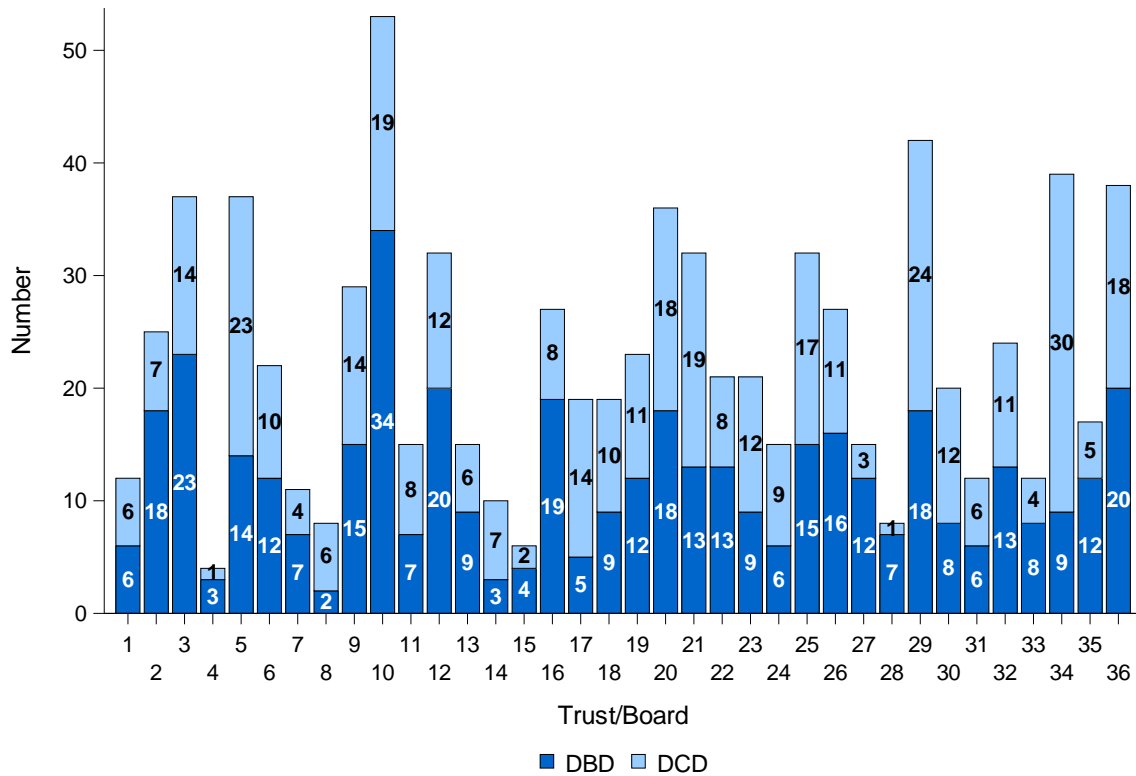
Level 1 Group actual deceased donors

1 January 2013 - 31 December 2022



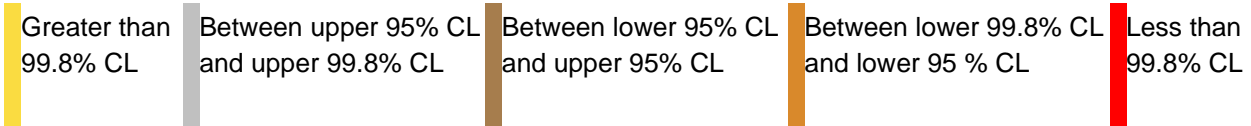
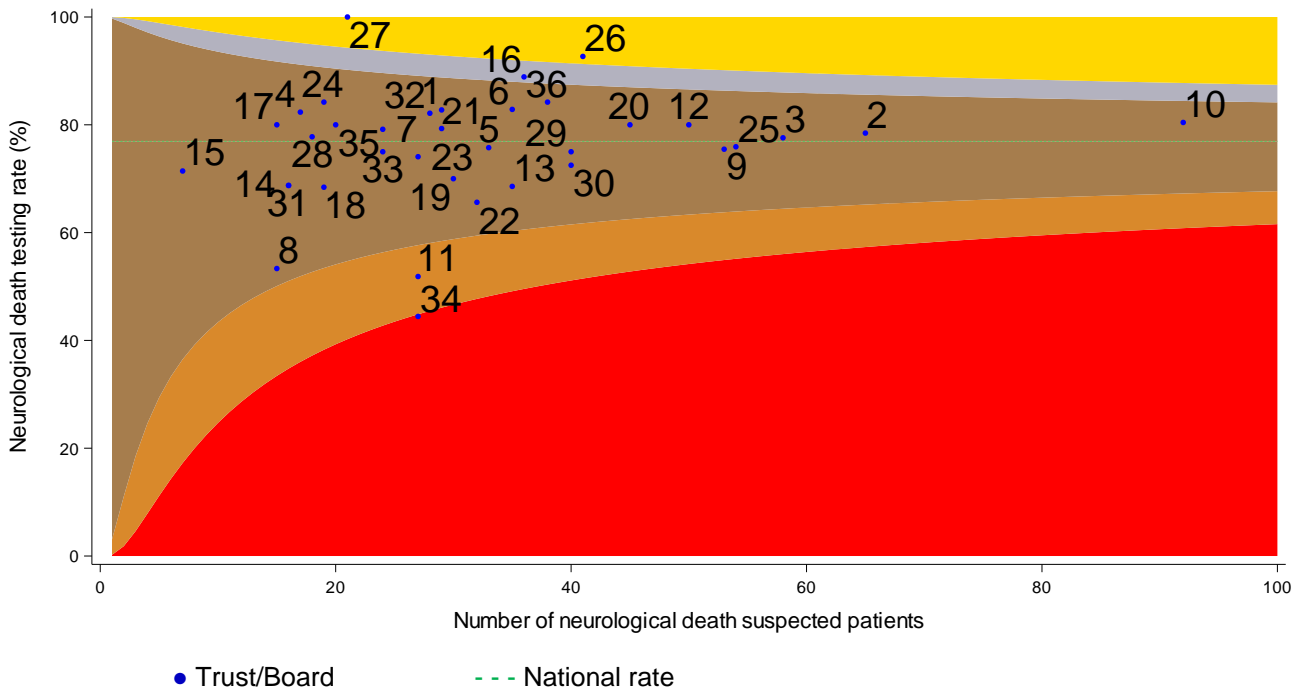
Level 1 Group actual deceased donors by trust/board

1 January 2022 - 31 December 2022



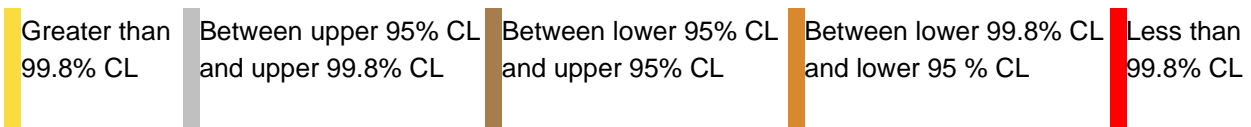
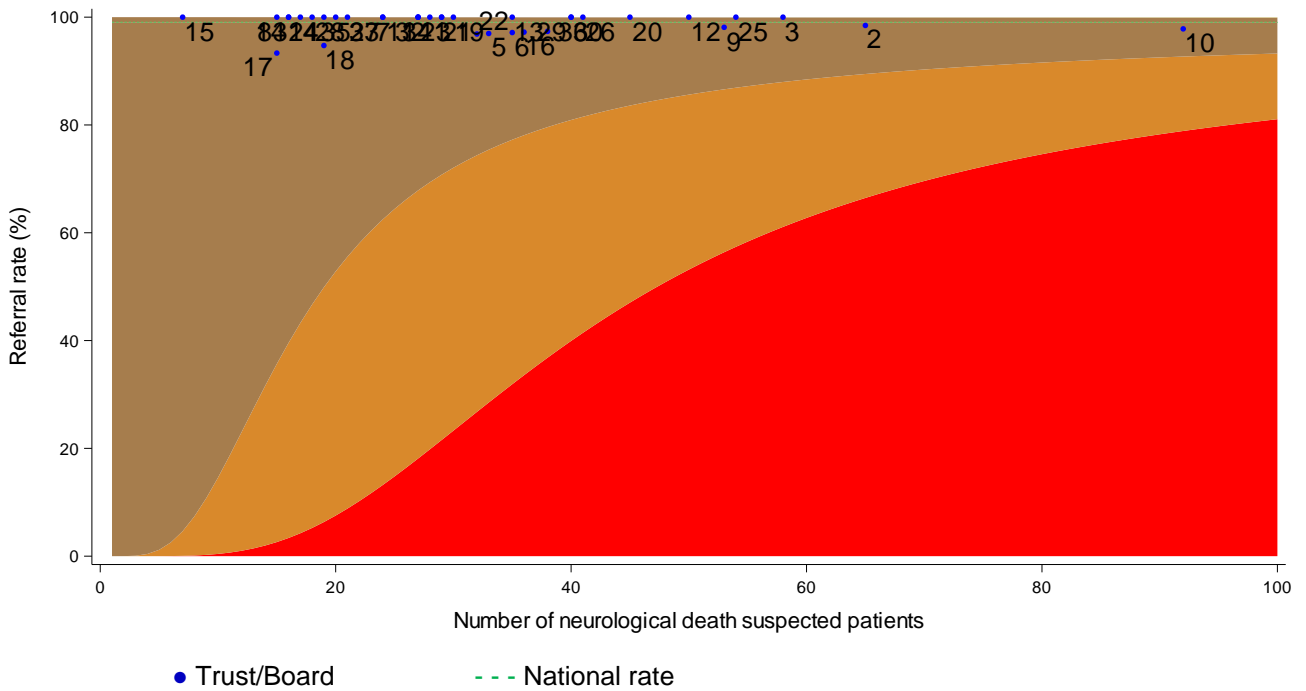
Level 1s neurological death testing rate

1 January 2022 - 31 December 2022



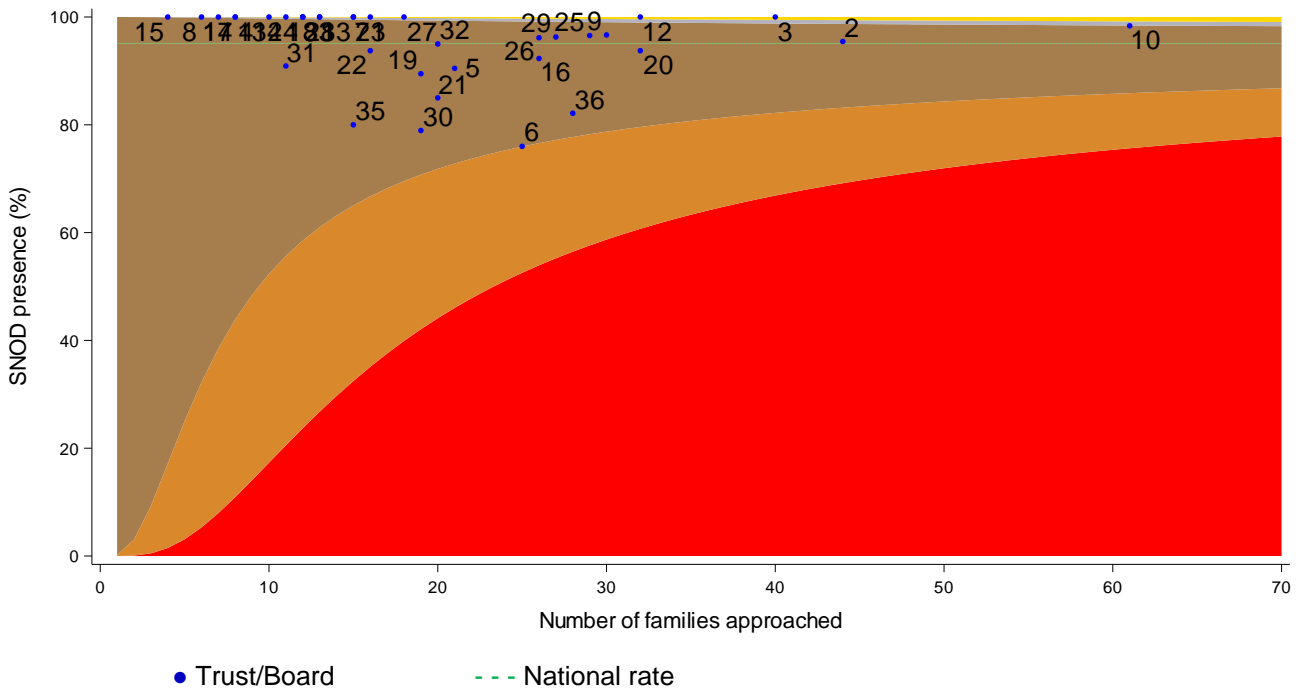
Level 1s DBD referral rate

1 January 2022 - 31 December 2022



Level 1s DBD SNOD presence rate

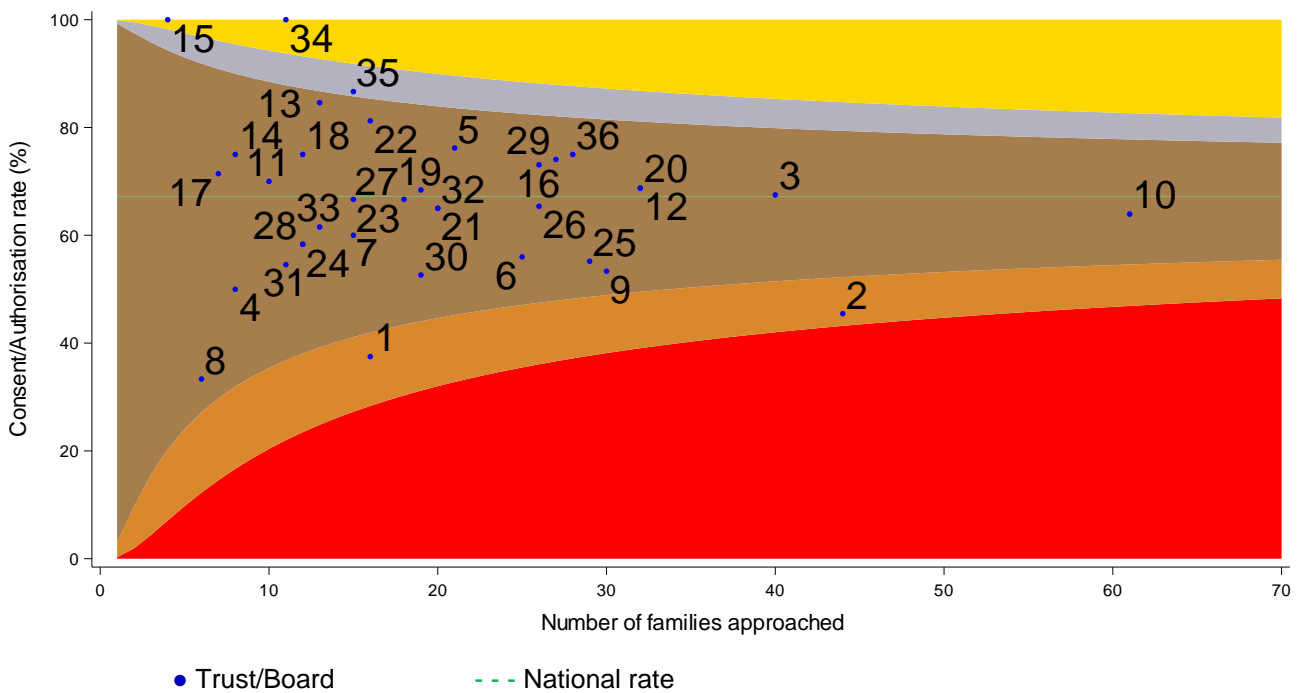
1 January 2022 - 31 December 2022



Greater than 99.8% CL Between upper 95% CL and upper 99.8% CL Between lower 95% CL and upper 95% CL Between lower 99.8% CL and lower 95% CL Less than 99.8% CL

Level 1s DBD consent/authorisation rate

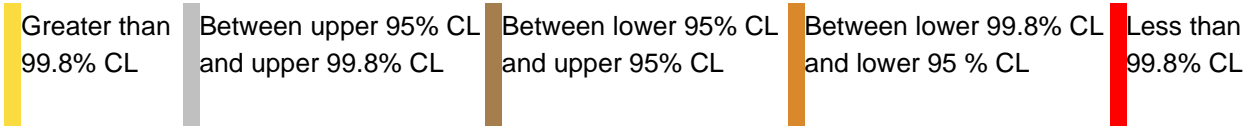
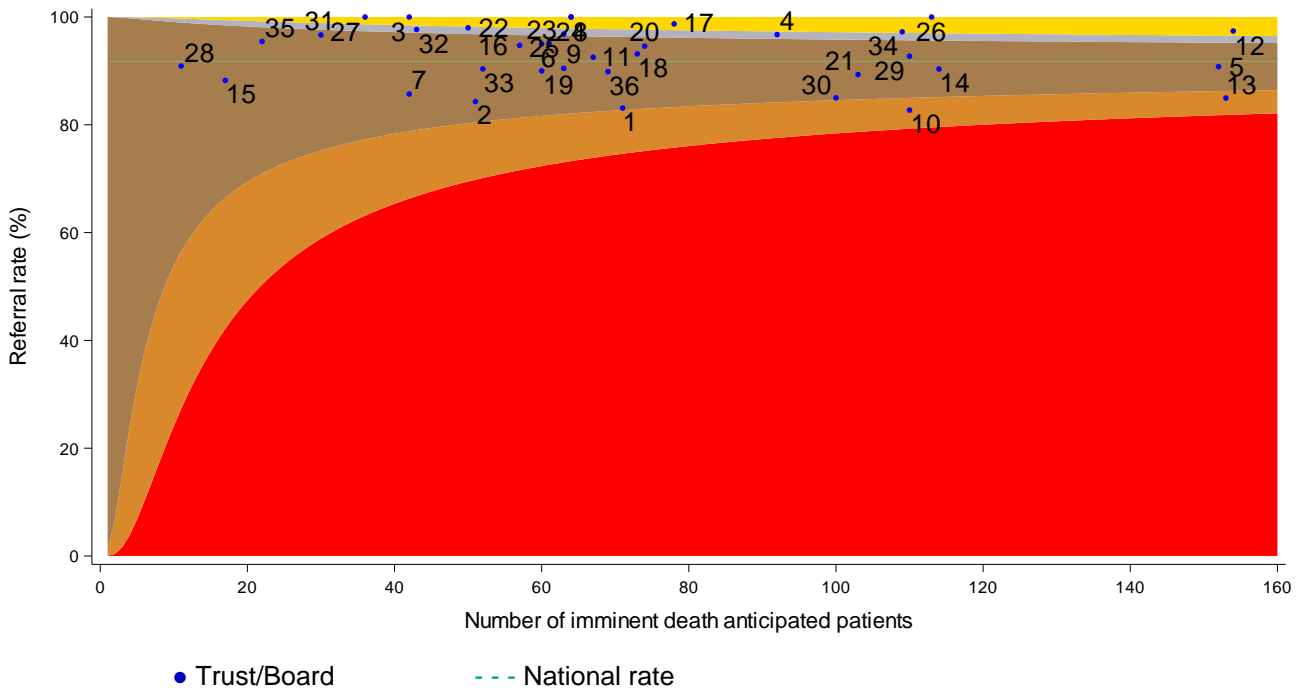
1 January 2022 - 31 December 2022



Greater than 99.8% CL Between upper 95% CL and upper 99.8% CL Between lower 95% CL and upper 95% CL Between lower 99.8% CL and lower 95% CL Less than 99.8% CL

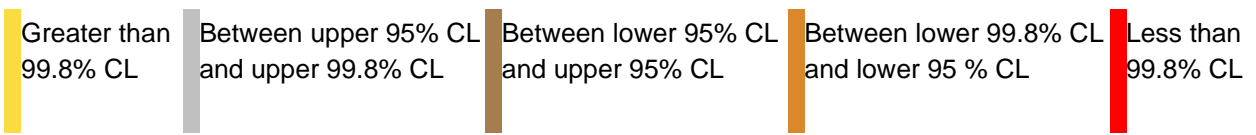
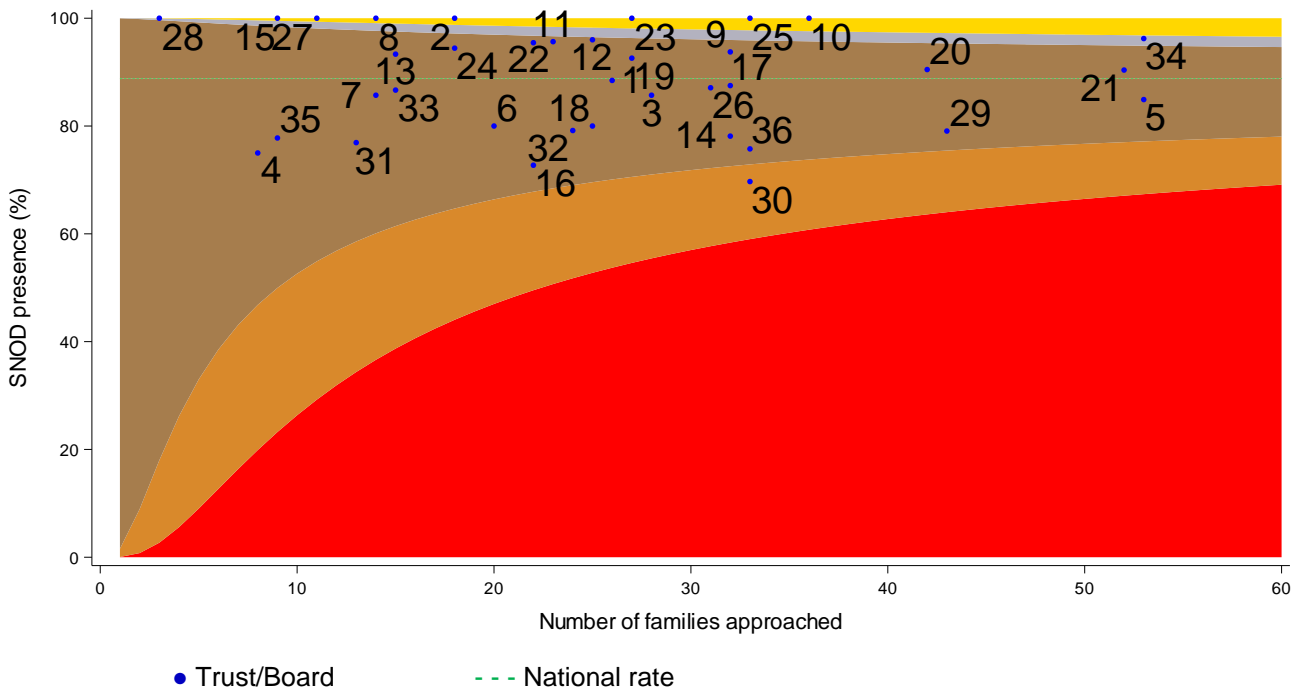
Level 1s DCD referral rate

1 January 2022 - 31 December 2022



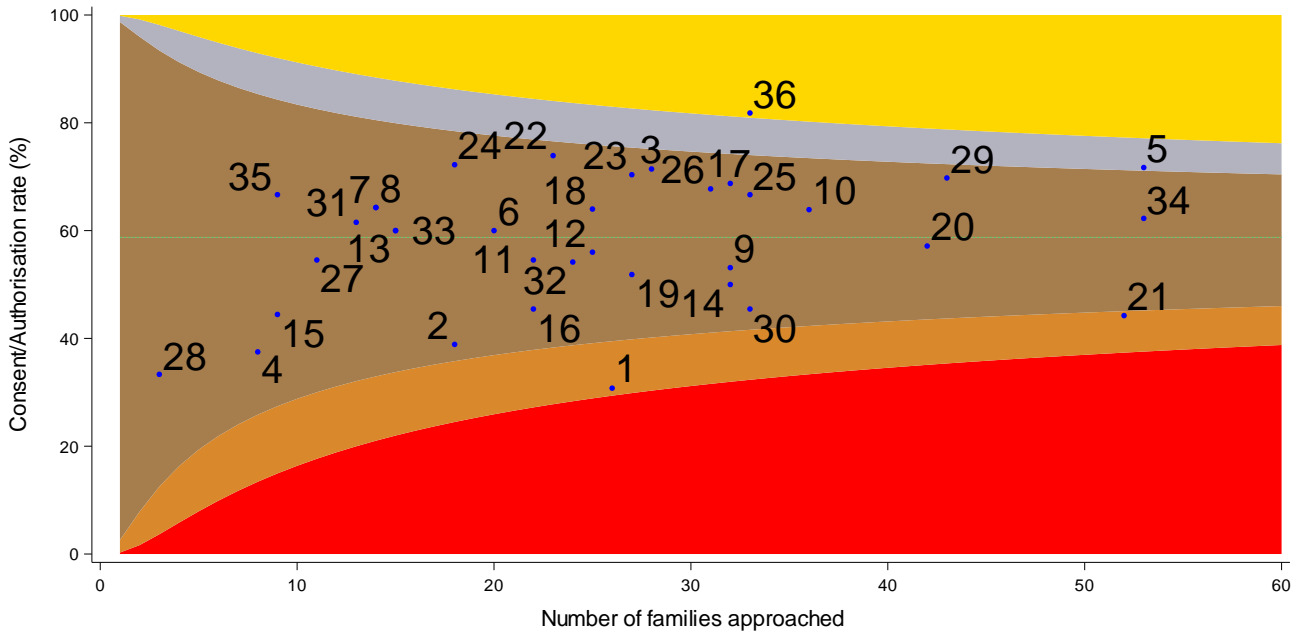
Level 1s DCD SNOD presence rate

1 January 2022 - 31 December 2022

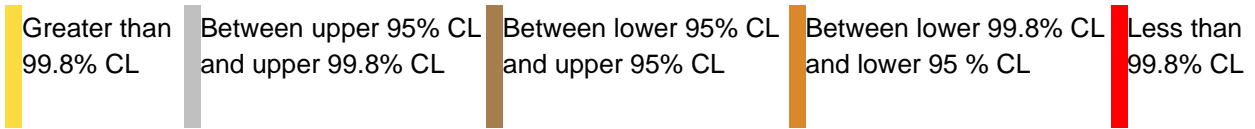


Level 1s DCD consent/authorisation rate

1 January 2022 - 31 December 2022



● Trust/Board - - - National rate



Level 1: Tabulated rates: All

1 January 2022 - 31 December 2022

Trust/board	Neurological death testing rate % (No. suspected ND)	DBD referral rate % (No. meeting referral criteria)	% of DBD approaches where SNOD present % (No. approaches)	DBD consent/authorisation rate % (No. approaches)	DCD referral rate % (No. meeting referral criteria)	% of DCD approaches where SNOD present % (No. approaches)	DCD consent/authorisation rate % (No. approaches)
Barking, Havering and Redbridge University Hospitals NHS Trust	82.8 (29)	100 (29)	100 (16)	37.5 (16)	83.1 (71)	88.5 (26)	30.8 (26)
Barts Health NHS Trust	78.5 (65)	98.5 (65)	95.5 (44)	45.5 (44)	84.3 (51)	100 (18)	38.9 (18)
Belfast Health and Social Care Trust	77.6 (58)	100 (58)	100 (40)	67.5 (40)	100 (42)	85.7 (28)	71.4 (28)
Betsi Cadwaladr University Health Board	82.4 (17)	100 (17)	100 (8)	50 (8)	96.7 (92)	75 (8)	37.5 (8)
Cambridge University Hospitals NHS Foundation Trust	75.8 (33)	97 (33)	90.5 (21)	76.2 (21)	90.8 (152)	84.9 (53)	71.7 (53)
Cardiff And Vale University Health Board	82.9 (35)	97.1 (35)	76 (25)	56 (25)	95.1 (61)	80 (20)	60 (20)
East Kent Hospitals University NHS Foundation Trust	79.2 (24)	100 (24)	100 (15)	60 (15)	85.7 (42)	85.7 (14)	64.3 (14)
Hull and East Yorkshire Hospitals NHS Trust	53.3 (15)	100 (15)	100 (6)	33.3 (6)	100 (64)	100 (14)	64.3 (14)
Imperial College Healthcare NHS Trust	75.5 (53)	98.1 (53)	96.7 (30)	53.3 (30)	90.5 (63)	93.8 (32)	53.1 (32)
King's College Hospital NHS Foundation Trust	80.4 (92)	97.8 (92)	98.4 (61)	63.9 (61)	82.7 (110)	100 (36)	63.9 (36)
Lancashire Teaching Hospitals NHS Foundation Trust	51.9 (27)	100 (27)	100 (10)	70 (10)	92.5 (67)	95.5 (22)	54.5 (22)
Leeds Teaching Hospitals NHS Trust	80 (50)	100 (50)	100 (32)	68.8 (32)	97.4 (154)	96 (25)	56 (25)
Manchester University NHS Foundation Trust	68.6 (35)	100 (35)	100 (13)	84.6 (13)	85 (153)	93.3 (15)	60 (15)
Mid and South Essex NHS Foundation Trust	68.8 (16)	100 (16)	100 (8)	75 (8)	90.4 (114)	78.1 (32)	50 (32)
NHS Grampian	71.4 (7)	100 (7)	100 (4)	100 (4)	88.2 (17)	100 (9)	44.4 (9)
NHS Greater Glasgow & Clyde	88.9 (36)	97.2 (36)	92.3 (26)	73.1 (26)	94.7 (57)	72.7 (22)	45.5 (22)
NHS Lothian	80 (15)	93.3 (15)	100 (7)	71.4 (7)	98.7 (78)	87.5 (32)	68.8 (32)
Norfolk and Norwich University Hospitals NHS Foundation Trust	68.4 (19)	94.7 (19)	100 (12)	75 (12)	93.2 (73)	80 (25)	64 (25)
North Bristol NHS Trust	70 (30)	100 (30)	89.5 (19)	68.4 (19)	90 (60)	92.6 (27)	51.9 (27)
Nottingham University Hospitals NHS Trust	80 (45)	100 (45)	93.8 (32)	68.8 (32)	94.6 (74)	90.5 (42)	57.1 (42)
Oxford University Hospitals NHS Trust	79.3 (29)	100 (29)	85 (20)	65 (20)	89.3 (103)	90.4 (52)	44.2 (52)
Salford Royal NHS Foundation Trust	65.6 (32)	96.9 (32)	93.8 (16)	81.3 (16)	98 (50)	95.7 (23)	73.9 (23)
Sheffield Teaching Hospitals NHS Foundation Trust	74.1 (27)	100 (27)	100 (15)	66.7 (15)	95 (60)	100 (27)	70.4 (27)
South Tees Hospitals NHS Foundation Trust	84.2 (19)	100 (19)	100 (12)	58.3 (12)	100 (64)	94.4 (18)	72.2 (18)
St George's Healthcare NHS Foundation Trust	75.9 (54)	100 (54)	96.6 (29)	55.2 (29)	96.8 (63)	100 (33)	66.7 (33)
The Newcastle Upon Tyne Hospitals NHS Foundation Trust	92.7 (41)	100 (41)	96.2 (26)	65.4 (26)	100 (113)	87.1 (31)	67.7 (31)
The Walton Centre NHS Foundation Trust	100 (21)	100 (21)	100 (18)	66.7 (18)	100 (36)	100 (11)	54.5 (11)
University College London Hospitals NHS Foundation Trust	77.8 (18)	100 (18)	100 (12)	58.3 (12)	90.9 (11)	100 (3)	33.3 (3)
University Hospital Southampton NHS Foundation Trust	75 (40)	100 (40)	96.3 (27)	74.1 (27)	92.7 (110)	79.1 (43)	69.8 (43)
University Hospitals Birmingham NHS Foundation Trust	72.5 (40)	100 (40)	78.9 (19)	52.6 (19)	85 (100)	69.7 (33)	45.5 (33)
University Hospitals Bristol and Weston NHS Foundation Trust	68.8 (16)	100 (16)	90.9 (11)	54.5 (11)	96.7 (30)	76.9 (13)	61.5 (13)
University Hospitals Coventry and Warwickshire NHS Trust	82.1 (28)	100 (28)	95 (20)	65 (20)	97.7 (43)	79.2 (24)	54.2 (24)
University Hospitals Of Leicester NHS Trust	75 (24)	100 (24)	100 (13)	61.5 (13)	90.4 (52)	86.7 (15)	60 (15)
University Hospitals Of North Midlands NHS Trust	44.4 (27)	100 (27)	100 (11)	100 (11)	97.2 (109)	96.2 (53)	62.3 (53)
University Hospitals Plymouth NHS Trust	80 (20)	100 (20)	80 (15)	86.7 (15)	95.5 (22)	77.8 (9)	66.7 (9)
University Hospitals Sussex NHS Foundation Trust	84.2 (38)	97.4 (38)	82.1 (28)	75 (28)	89.9 (69)	75.8 (33)	81.8 (33)

Level 1: Tabulated rates: Highlighting gold and silver

1 January 2022 - 31 December 2022

Trust/board	Neurological death testing rate % (No. suspected ND)	DBD referral rate % (No. meeting referral criteria)	% of DBD approaches where SNOD present % (No. approaches)	DBD consent/authorisation rate % (No. approaches)	DCD referral rate % (No. meeting referral criteria)	% of DCD approaches where SNOD present % (No. approaches)	DCD consent/authorisation rate % (No. approaches)
Barking, Havering and Redbridge University Hospitals NHS Trust	82.8 (29)	100 (29)	100 (16)	37.5 (16)	83.1 (71)	88.5 (26)	30.8 (26)
Barts Health NHS Trust	78.5 (65)	98.5 (65)	95.5 (44)	45.5 (44)	84.3 (51)	100 (18)	38.9 (18)
Belfast Health and Social Care Trust	77.6 (58)	100 (58)	100 (40)	67.5 (40)	100 (42)	85.7 (28)	71.4 (28)
Betsi Cadwaladr University Health Board	82.4 (17)	100 (17)	100 (8)	50 (8)	96.7 (92)	75 (8)	37.5 (8)
Cambridge University Hospitals NHS Foundation Trust	75.8 (33)	97 (33)	90.5 (21)	76.2 (21)	90.8 (152)	84.9 (53)	71.7 (53)
Cardiff And Vale University Health Board	82.9 (35)	97.1 (35)	76 (25)	56 (25)	95.1 (61)	80 (20)	60 (20)
East Kent Hospitals University NHS Foundation Trust	79.2 (24)	100 (24)	100 (15)	60 (15)	85.7 (42)	85.7 (14)	64.3 (14)
Hull and East Yorkshire Hospitals NHS Trust	53.3 (15)	100 (15)	100 (6)	33.3 (6)	100 (64)	100 (14)	64.3 (14)
Imperial College Healthcare NHS Trust	75.5 (53)	98.1 (53)	96.7 (30)	53.3 (30)	90.5 (63)	93.8 (32)	53.1 (32)
King's College Hospital NHS Foundation Trust	80.4 (92)	97.8 (92)	98.4 (61)	63.9 (61)	82.7 (110)	100 (36)	63.9 (36)
Lancashire Teaching Hospitals NHS Foundation Trust	51.9 (27)	100 (27)	100 (10)	70 (10)	92.5 (67)	95.5 (22)	54.5 (22)
Leeds Teaching Hospitals NHS Trust	80 (50)	100 (50)	100 (32)	68.8 (32)	97.4 (154)	96 (25)	56 (25)
Manchester University NHS Foundation Trust	68.6 (35)	100 (35)	100 (13)	84.6 (13)	85 (153)	93.3 (15)	60 (15)
Mid and South Essex NHS Foundation Trust	68.8 (16)	100 (16)	100 (8)	75 (8)	90.4 (114)	78.1 (32)	50 (32)
NHS Grampian	71.4 (7)	100 (7)	100 (4)	100 (4)	88.2 (17)	100 (9)	44.4 (9)
NHS Greater Glasgow & Clyde	88.9 (36)	97.2 (36)	92.3 (26)	73.1 (26)	94.7 (57)	72.7 (22)	45.5 (22)
NHS Lothian	80 (15)	93.3 (15)	100 (7)	71.4 (7)	98.7 (78)	87.5 (32)	68.8 (32)
Norfolk and Norwich University Hospitals NHS Foundation Trust	68.4 (19)	94.7 (19)	100 (12)	75 (12)	93.2 (73)	80 (25)	64 (25)
North Bristol NHS Trust	70 (30)	100 (30)	89.5 (19)	68.4 (19)	90 (60)	92.6 (27)	51.9 (27)
Nottingham University Hospitals NHS Trust	80 (45)	100 (45)	93.8 (32)	68.8 (32)	94.6 (74)	90.5 (42)	57.1 (42)
Oxford University Hospitals NHS Trust	79.3 (29)	100 (29)	85 (20)	65 (20)	89.3 (103)	90.4 (52)	44.2 (52)
Salford Royal NHS Foundation Trust	65.6 (32)	96.9 (32)	93.8 (16)	81.3 (16)	98 (50)	95.7 (23)	73.9 (23)
Sheffield Teaching Hospitals NHS Foundation Trust	74.1 (27)	100 (27)	100 (15)	66.7 (15)	95 (60)	100 (27)	70.4 (27)
South Tees Hospitals NHS Foundation Trust	84.2 (19)	100 (19)	100 (12)	58.3 (12)	100 (64)	94.4 (18)	72.2 (18)
St George's Healthcare NHS Foundation Trust	75.9 (54)	100 (54)	96.6 (29)	55.2 (29)	96.8 (63)	100 (33)	66.7 (33)
The Newcastle Upon Tyne Hospitals NHS Foundation Trust	92.7 (41)	100 (41)	96.2 (26)	65.4 (26)	100 (113)	87.1 (31)	67.7 (31)
The Walton Centre NHS Foundation Trust	100 (21)	100 (21)	100 (18)	66.7 (18)	100 (36)	100 (11)	54.5 (11)
University College London Hospitals NHS Foundation Trust	77.8 (18)	100 (18)	100 (12)	58.3 (12)	90.9 (11)	100 (3)	33.3 (3)
University Hospital Southampton NHS Foundation Trust	75 (40)	100 (40)	96.3 (27)	74.1 (27)	92.7 (110)	79.1 (43)	69.8 (43)
University Hospitals Birmingham NHS Foundation Trust	72.5 (40)	100 (40)	78.9 (19)	52.6 (19)	85 (100)	69.7 (33)	45.5 (33)
University Hospitals Bristol and Weston NHS Foundation Trust	68.8 (16)	100 (16)	90.9 (11)	54.5 (11)	96.7 (30)	76.9 (13)	61.5 (13)
University Hospitals Coventry and Warwickshire NHS Trust	82.1 (28)	100 (28)	95 (20)	65 (20)	97.7 (43)	79.2 (24)	54.2 (24)
University Hospitals Of Leicester NHS Trust	75 (24)	100 (24)	100 (13)	61.5 (13)	90.4 (52)	86.7 (15)	60 (15)
University Hospitals Of North Midlands NHS Trust	44.4 (27)	100 (27)	100 (11)	100 (11)	97.2 (109)	96.2 (53)	62.3 (53)
University Hospitals Plymouth NHS Trust	80 (20)	100 (20)	80 (15)	86.7 (15)	95.5 (22)	77.8 (9)	66.7 (9)
University Hospitals Sussex NHS Foundation Trust	84.2 (38)	97.4 (38)	82.1 (28)	75 (28)	89.9 (69)	75.8 (33)	81.8 (33)

Level 1: Tabulated rates: Highlighting bronze

1 January 2022 - 31 December 2022

Trust/board	Neurological death testing rate % (No. suspected ND)	DBD referral rate % (No. meeting referral criteria)	% of DBD approaches where SNOD present % (No. approaches)	DBD consent/authorisation rate % (No. approaches)	DCD referral rate % (No. meeting referral criteria)	% of DCD approaches where SNOD present % (No. approaches)	DCD consent/authorisation rate % (No. approaches)
Barking, Havering and Redbridge University Hospitals NHS Trust	82.8 (29)	100 (29)	100 (16)	37.5 (16)	83.1 (71)	88.5 (26)	30.8 (26)
Barts Health NHS Trust	78.5 (65)	98.5 (65)	95.5 (44)	45.5 (44)	84.3 (51)	100 (18)	38.9 (18)
Belfast Health and Social Care Trust	77.6 (58)	100 (58)	100 (40)	67.5 (40)	100 (42)	85.7 (28)	71.4 (28)
Betsi Cadwaladr University Health Board	82.4 (17)	100 (17)	100 (8)	50 (8)	96.7 (92)	75 (8)	37.5 (8)
Cambridge University Hospitals NHS Foundation Trust	75.8 (33)	97 (33)	90.5 (21)	76.2 (21)	90.8 (152)	84.9 (53)	71.7 (53)
Cardiff And Vale University Health Board	82.9 (35)	97.1 (35)	76 (25)	56 (25)	95.1 (61)	80 (20)	60 (20)
East Kent Hospitals University NHS Foundation Trust	79.2 (24)	100 (24)	100 (15)	60 (15)	85.7 (42)	85.7 (14)	64.3 (14)
Hull and East Yorkshire Hospitals NHS Trust	53.3 (15)	100 (15)	100 (6)	33.3 (6)	100 (64)	100 (14)	64.3 (14)
Imperial College Healthcare NHS Trust	75.5 (53)	98.1 (53)	96.7 (30)	53.3 (30)	90.5 (63)	93.8 (32)	53.1 (32)
King's College Hospital NHS Foundation Trust	80.4 (92)	97.8 (92)	98.4 (61)	63.9 (61)	82.7 (110)	100 (36)	63.9 (36)
Lancashire Teaching Hospitals NHS Foundation Trust	51.9 (27)	100 (27)	100 (10)	70 (10)	92.5 (67)	95.5 (22)	54.5 (22)
Leeds Teaching Hospitals NHS Trust	80 (50)	100 (50)	100 (32)	68.8 (32)	97.4 (154)	96 (25)	56 (25)
Manchester University NHS Foundation Trust	68.6 (35)	100 (35)	100 (13)	84.6 (13)	85 (153)	93.3 (15)	60 (15)
Mid and South Essex NHS Foundation Trust	68.8 (16)	100 (16)	100 (8)	75 (8)	90.4 (114)	78.1 (32)	50 (32)
NHS Grampian	71.4 (7)	100 (7)	100 (4)	100 (4)	88.2 (17)	100 (9)	44.4 (9)
NHS Greater Glasgow & Clyde	88.9 (36)	97.2 (36)	92.3 (26)	73.1 (26)	94.7 (57)	72.7 (22)	45.5 (22)
NHS Lothian	80 (15)	93.3 (15)	100 (7)	71.4 (7)	98.7 (78)	87.5 (32)	68.8 (32)
Norfolk and Norwich University Hospitals NHS Foundation Trust	68.4 (19)	94.7 (19)	100 (12)	75 (12)	93.2 (73)	80 (25)	64 (25)
North Bristol NHS Trust	70 (30)	100 (30)	89.5 (19)	68.4 (19)	90 (60)	92.6 (27)	51.9 (27)
Nottingham University Hospitals NHS Trust	80 (45)	100 (45)	93.8 (32)	68.8 (32)	94.6 (74)	90.5 (42)	57.1 (42)
Oxford University Hospitals NHS Trust	79.3 (29)	100 (29)	85 (20)	65 (20)	89.3 (103)	90.4 (52)	44.2 (52)
Salford Royal NHS Foundation Trust	65.6 (32)	96.9 (32)	93.8 (16)	81.3 (16)	98 (50)	95.7 (23)	73.9 (23)
Sheffield Teaching Hospitals NHS Foundation Trust	74.1 (27)	100 (27)	100 (15)	66.7 (15)	95 (60)	100 (27)	70.4 (27)
South Tees Hospitals NHS Foundation Trust	84.2 (19)	100 (19)	100 (12)	58.3 (12)	100 (64)	94.4 (18)	72.2 (18)
St George's Healthcare NHS Foundation Trust	75.9 (54)	100 (54)	96.6 (29)	55.2 (29)	96.8 (63)	100 (33)	66.7 (33)
The Newcastle Upon Tyne Hospitals NHS Foundation Trust	92.7 (41)	100 (41)	96.2 (26)	65.4 (26)	100 (113)	87.1 (31)	67.7 (31)
The Walton Centre NHS Foundation Trust	100 (21)	100 (21)	100 (18)	66.7 (18)	100 (36)	100 (11)	54.5 (11)
University College London Hospitals NHS Foundation Trust	77.8 (18)	100 (18)	100 (12)	58.3 (12)	90.9 (11)	100 (3)	33.3 (3)
University Hospital Southampton NHS Foundation Trust	75 (40)	100 (40)	96.3 (27)	74.1 (27)	92.7 (110)	79.1 (43)	69.8 (43)
University Hospitals Birmingham NHS Foundation Trust	72.5 (40)	100 (40)	78.9 (19)	52.6 (19)	85 (100)	69.7 (33)	45.5 (33)
University Hospitals Bristol and Weston NHS Foundation Trust	68.8 (16)	100 (16)	90.9 (11)	54.5 (11)	96.7 (30)	76.9 (13)	61.5 (13)
University Hospitals Coventry and Warwickshire NHS Trust	82.1 (28)	100 (28)	95 (20)	65 (20)	97.7 (43)	79.2 (24)	54.2 (24)
University Hospitals Of Leicester NHS Trust	75 (24)	100 (24)	100 (13)	61.5 (13)	90.4 (52)	86.7 (15)	60 (15)
University Hospitals Of North Midlands NHS Trust	44.4 (27)	100 (27)	100 (11)	100 (11)	97.2 (109)	96.2 (53)	62.3 (53)
University Hospitals Plymouth NHS Trust	80 (20)	100 (20)	80 (15)	86.7 (15)	95.5 (22)	77.8 (9)	66.7 (9)
University Hospitals Sussex NHS Foundation Trust	84.2 (38)	97.4 (38)	82.1 (28)	75 (28)	89.9 (69)	75.8 (33)	81.8 (33)

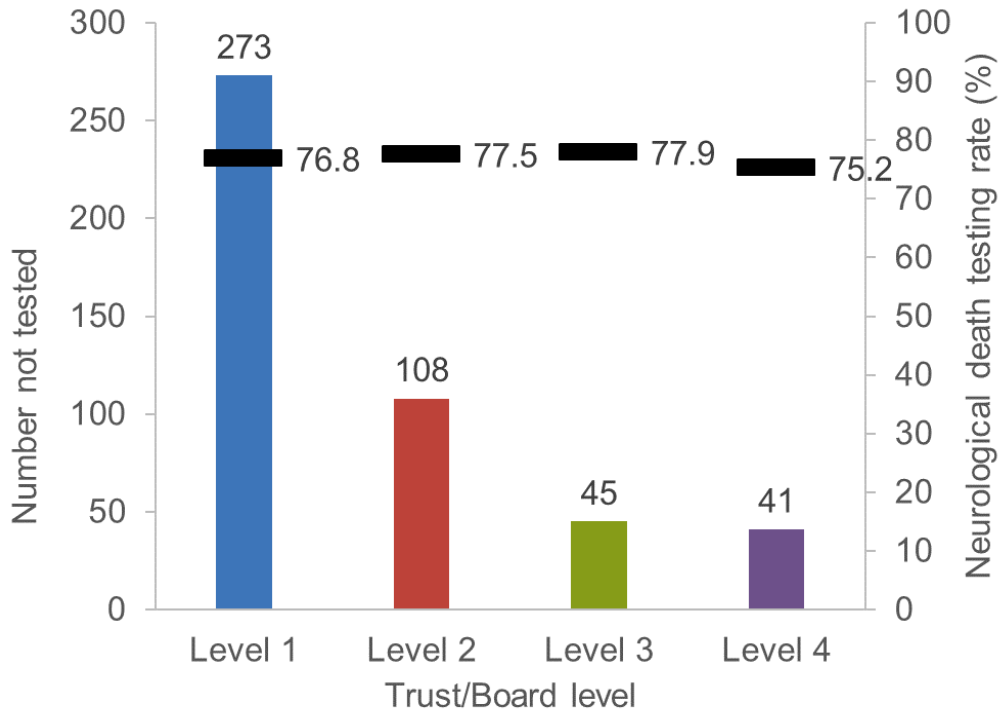
Level 1: Tabulated rates: Highlighting amber and red

1 January 2022 - 31 December 2022

Trust/board	Neurological death testing rate % (No. suspected ND)	DBD referral rate % (No. meeting referral criteria)	% of DBD approaches where SNOD present % (No. approaches)	DBD consent/authorisation rate % (No. approaches)	DCD referral rate % (No. meeting referral criteria)	% of DCD approaches where SNOD present % (No. approaches)	DCD consent/authorisation rate % (No. approaches)
Barking, Havering and Redbridge University Hospitals NHS Trust	82.8 (29)	100 (29)	100 (16)	37.5 (16)	83.1 (71)	88.5 (26)	30.8 (26)
Barts Health NHS Trust	78.5 (65)	98.5 (65)	95.5 (44)	45.5 (44)	84.3 (51)	100 (18)	38.9 (18)
Belfast Health and Social Care Trust	77.6 (58)	100 (58)	100 (40)	67.5 (40)	100 (42)	85.7 (28)	71.4 (28)
Betsi Cadwaladr University Health Board	82.4 (17)	100 (17)	100 (8)	50 (8)	96.7 (92)	75 (8)	37.5 (8)
Cambridge University Hospitals NHS Foundation Trust	75.8 (33)	97 (33)	90.5 (21)	76.2 (21)	90.8 (152)	84.9 (53)	71.7 (53)
Cardiff And Vale University Health Board	82.9 (35)	97.1 (35)	76 (25)	56 (25)	95.1 (61)	80 (20)	60 (20)
East Kent Hospitals University NHS Foundation Trust	79.2 (24)	100 (24)	100 (15)	60 (15)	85.7 (42)	85.7 (14)	64.3 (14)
Hull and East Yorkshire Hospitals NHS Trust	53.3 (15)	100 (15)	100 (6)	33.3 (6)	100 (64)	100 (14)	64.3 (14)
Imperial College Healthcare NHS Trust	75.5 (53)	98.1 (53)	96.7 (30)	53.3 (30)	90.5 (63)	93.8 (32)	53.1 (32)
King's College Hospital NHS Foundation Trust	80.4 (92)	97.8 (92)	98.4 (61)	63.9 (61)	82.7 (110)	100 (36)	63.9 (36)
Lancashire Teaching Hospitals NHS Foundation Trust	51.9 (27)	100 (27)	100 (10)	70 (10)	92.5 (67)	95.5 (22)	54.5 (22)
Leeds Teaching Hospitals NHS Trust	80 (50)	100 (50)	100 (32)	68.8 (32)	97.4 (154)	96 (25)	56 (25)
Manchester University NHS Foundation Trust	68.6 (35)	100 (35)	100 (13)	84.6 (13)	85 (153)	93.3 (15)	60 (15)
Mid and South Essex NHS Foundation Trust	68.8 (16)	100 (16)	100 (8)	75 (8)	90.4 (114)	78.1 (32)	50 (32)
NHS Grampian	71.4 (7)	100 (7)	100 (4)	100 (4)	88.2 (17)	100 (9)	44.4 (9)
NHS Greater Glasgow & Clyde	88.9 (36)	97.2 (36)	92.3 (26)	73.1 (26)	94.7 (57)	72.7 (22)	45.5 (22)
NHS Lothian	80 (15)	93.3 (15)	100 (7)	71.4 (7)	98.7 (78)	87.5 (32)	68.8 (32)
Norfolk and Norwich University Hospitals NHS Foundation Trust	68.4 (19)	94.7 (19)	100 (12)	75 (12)	93.2 (73)	80 (25)	64 (25)
North Bristol NHS Trust	70 (30)	100 (30)	89.5 (19)	68.4 (19)	90 (60)	92.6 (27)	51.9 (27)
Nottingham University Hospitals NHS Trust	80 (45)	100 (45)	93.8 (32)	68.8 (32)	94.6 (74)	90.5 (42)	57.1 (42)
Oxford University Hospitals NHS Trust	79.3 (29)	100 (29)	85 (20)	65 (20)	89.3 (103)	90.4 (52)	44.2 (52)
Salford Royal NHS Foundation Trust	65.6 (32)	96.9 (32)	93.8 (16)	81.3 (16)	98 (50)	95.7 (23)	73.9 (23)
Sheffield Teaching Hospitals NHS Foundation Trust	74.1 (27)	100 (27)	100 (15)	66.7 (15)	95 (60)	100 (27)	70.4 (27)
South Tees Hospitals NHS Foundation Trust	84.2 (19)	100 (19)	100 (12)	58.3 (12)	100 (64)	94.4 (18)	72.2 (18)
St George's Healthcare NHS Foundation Trust	75.9 (54)	100 (54)	96.6 (29)	55.2 (29)	96.8 (63)	100 (33)	66.7 (33)
The Newcastle Upon Tyne Hospitals NHS Foundation Trust	92.7 (41)	100 (41)	96.2 (26)	65.4 (26)	100 (113)	87.1 (31)	67.7 (31)
The Walton Centre NHS Foundation Trust	100 (21)	100 (21)	100 (18)	66.7 (18)	100 (36)	100 (11)	54.5 (11)
University College London Hospitals NHS Foundation Trust	77.8 (18)	100 (18)	100 (12)	58.3 (12)	90.9 (11)	100 (3)	33.3 (3)
University Hospital Southampton NHS Foundation Trust	75 (40)	100 (40)	96.3 (27)	74.1 (27)	92.7 (110)	79.1 (43)	69.8 (43)
University Hospitals Birmingham NHS Foundation Trust	72.5 (40)	100 (40)	78.9 (19)	52.6 (19)	85 (100)	69.7 (33)	45.5 (33)
University Hospitals Bristol and Weston NHS Foundation Trust	68.8 (16)	100 (16)	90.9 (11)	54.5 (11)	96.7 (30)	76.9 (13)	61.5 (13)
University Hospitals Coventry and Warwickshire NHS Trust	82.1 (28)	100 (28)	95 (20)	65 (20)	97.7 (43)	79.2 (24)	54.2 (24)
University Hospitals Of Leicester NHS Trust	75 (24)	100 (24)	100 (13)	61.5 (13)	90.4 (52)	86.7 (15)	60 (15)
University Hospitals Of North Midlands NHS Trust	44.4 (27)	100 (27)	100 (11)	100 (11)	97.2 (109)	96.2 (53)	62.3 (53)
University Hospitals Plymouth NHS Trust	80 (20)	100 (20)	80 (15)	86.7 (15)	95.5 (22)	77.8 (9)	66.7 (9)
University Hospitals Sussex NHS Foundation Trust	84.2 (38)	97.4 (38)	82.1 (28)	75 (28)	89.9 (69)	75.8 (33)	81.8 (33)

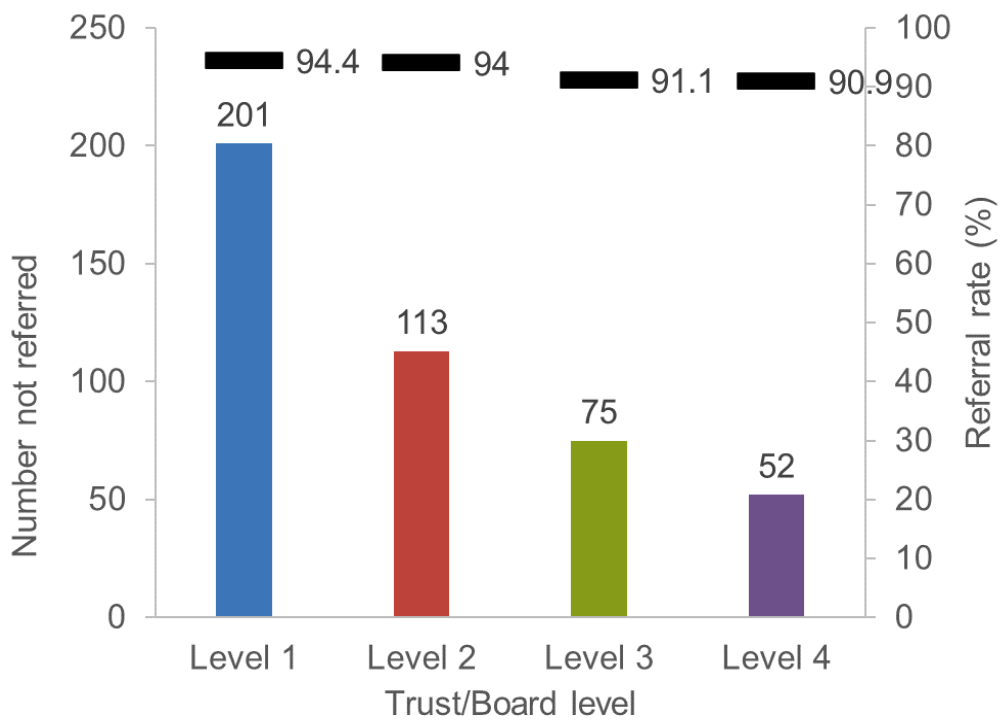
Comparison of neurological death testing by level

1 January 2022 - 31 December 2022



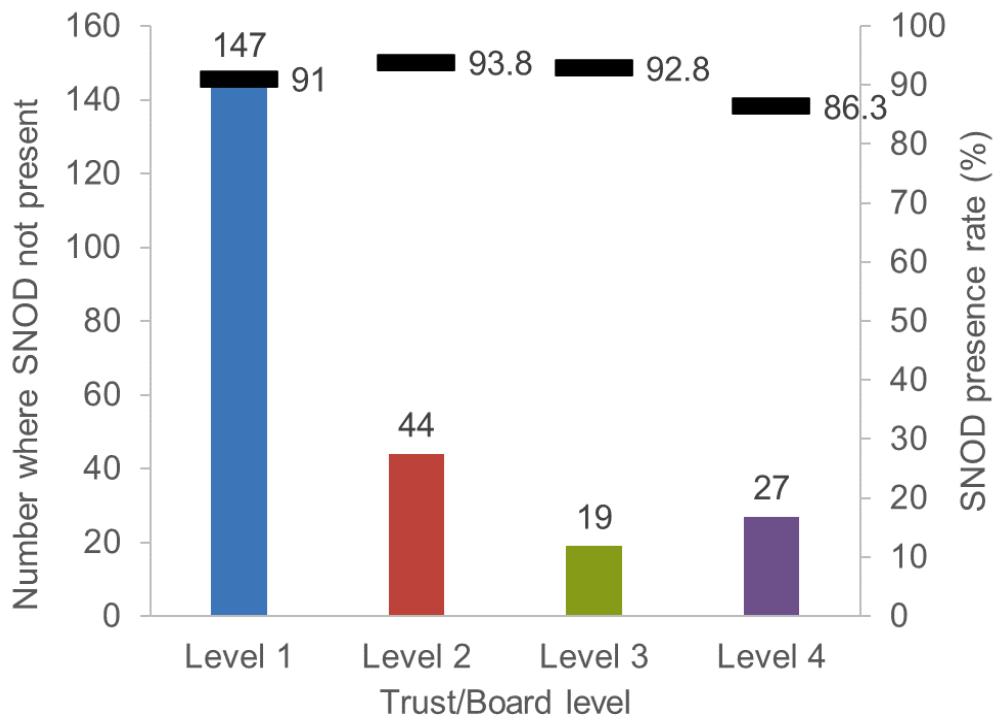
Comparison of combined DBD and DCD referral by level

1 January 2022 - 31 December 2022



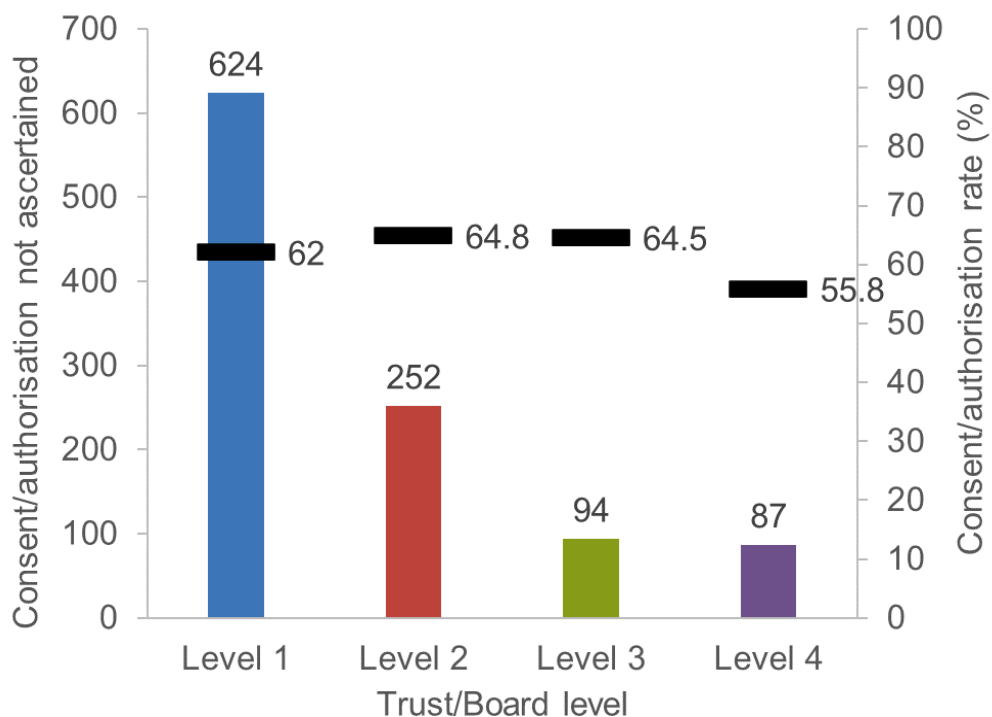
Comparison of combined DBD and DCD SNOD presence by level

1 January 2022 - 31 December 2022



Comparison of combined DBD and DCD consent/authorisation by level

1 January 2022 - 31 December 2022



Level 1 group key

Key	Trust/Board	Adult neuro ICU	Major Trauma Centre	Paediatric ICU	Cardiothoracic ICU	Transplant Centre
1	Barking, Havering and Redbridge University Hospitals NHS Trust	N				
2	Barts Health NHS Trust	N	MT	P	C	T
3	Belfast Health and Social Care Trust	N	MT	P	C	T
4	Betsi Cadwaladr University Health Board					
5	Cambridge University Hospitals NHS Foundation Trust	N	MT	P		T
6	Cardiff And Vale University Health Board	N	MT	P	C	T
7	East Kent Hospitals University NHS Foundation Trust					
8	Hull and East Yorkshire Hospitals NHS Trust	N	MT		C	
9	Imperial College Healthcare NHS Trust	N	MT	P	C	T
10	King's College Hospital NHS Foundation Trust	N	MT	P	C	T
11	Lancashire Teaching Hospitals NHS Foundation Trust	N	MT			
12	Leeds Teaching Hospitals NHS Trust	N	MT	P	C	T
13	Manchester University NHS Foundation Trust			P	C	T
14	Mid and South Essex NHS Foundation Trust				C	
15	NHS Grampian	N	MT		C	
16	NHS Greater Glasgow & Clyde	N		P		T
17	NHS Lothian	N		P	C	T
18	Norfolk and Norwich University Hospitals NHS Foundation Trust			P		
19	North Bristol NHS Trust	N	MT			T
20	Nottingham University Hospitals NHS Trust	N	MT	P	C	T
21	Oxford University Hospitals NHS Trust	N	MT	P	C	T
22	Salford Royal NHS Foundation Trust	N	MT			
23	Sheffield Teaching Hospitals NHS Foundation Trust	N	MT		C	T
24	South Tees Hospitals NHS Foundation Trust	N	MT	P	C	
25	St George's Healthcare NHS Foundation Trust	N	MT	P	C	T
26	The Newcastle Upon Tyne Hospitals NHS Foundation Trust	N	MT	P	C	T
27	The Walton Centre NHS Foundation Trust	N				
28	University College London Hospitals NHS Foundation Trust	N			C	
29	University Hospital Southampton NHS Foundation Trust	N	MT	P	C	
30	University Hospitals Birmingham NHS Foundation Trust	N	MT		C	T
31	University Hospitals Bristol and Weston NHS Foundation Trust			P	C	
32	University Hospitals Coventry and Warwickshire NHS Trust	N	MT		C	T
33	University Hospitals Of Leicester NHS Trust			P	C	T
34	University Hospitals Of North Midlands NHS Trust	N	MT	P	C	
35	University Hospitals Plymouth NHS Trust	N	MT		C	T
36	University Hospitals Sussex NHS Foundation Trust	N	MT		C	