

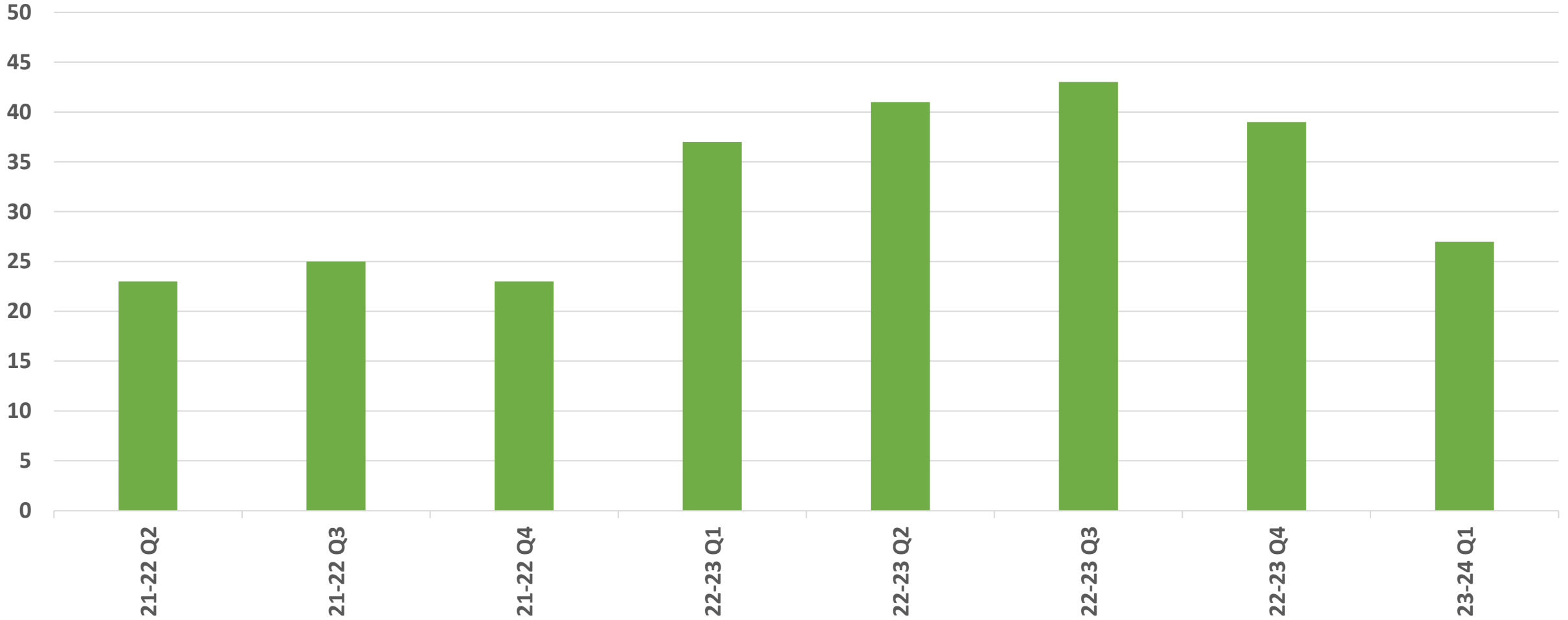


# NHSBT

Jan-June 23 Report Data

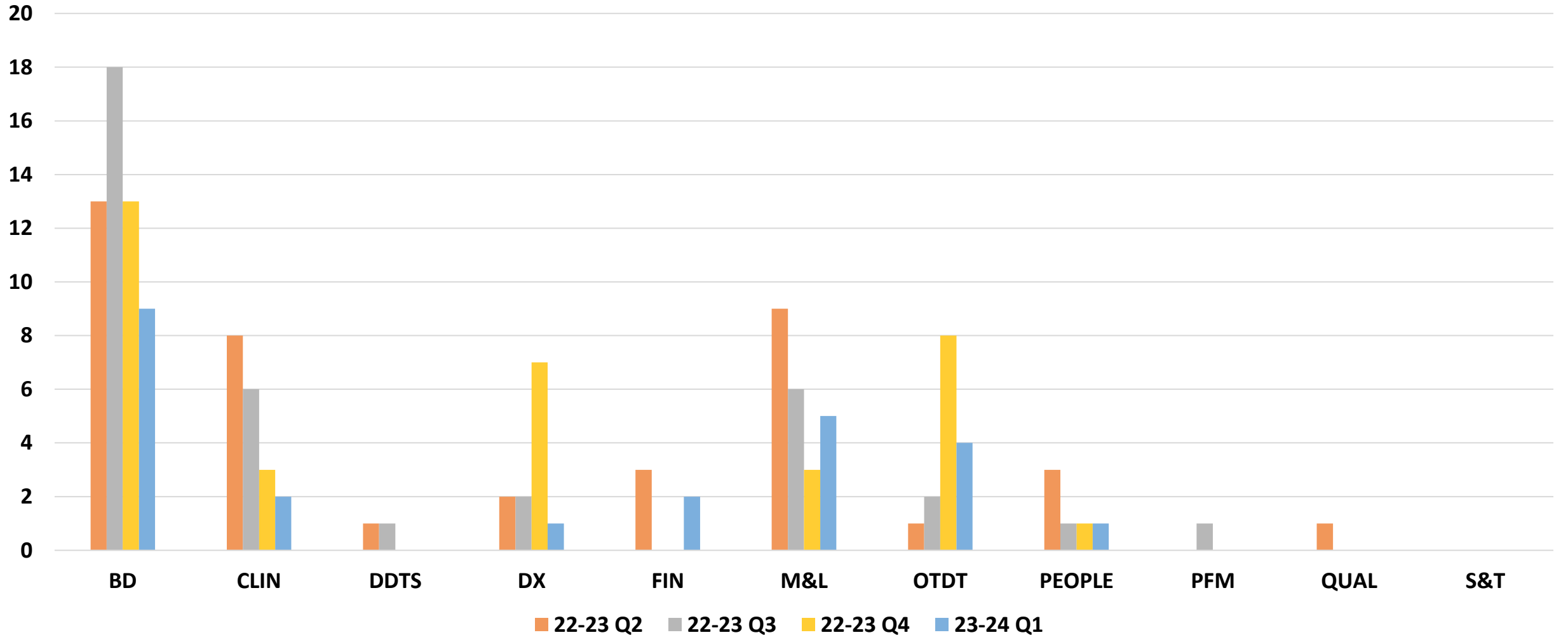
# Case number trend

Cases per Quarter  
Last 24 Months



# Directorate trend

Directorate Trend  
Last 12 months July 22 to June 23

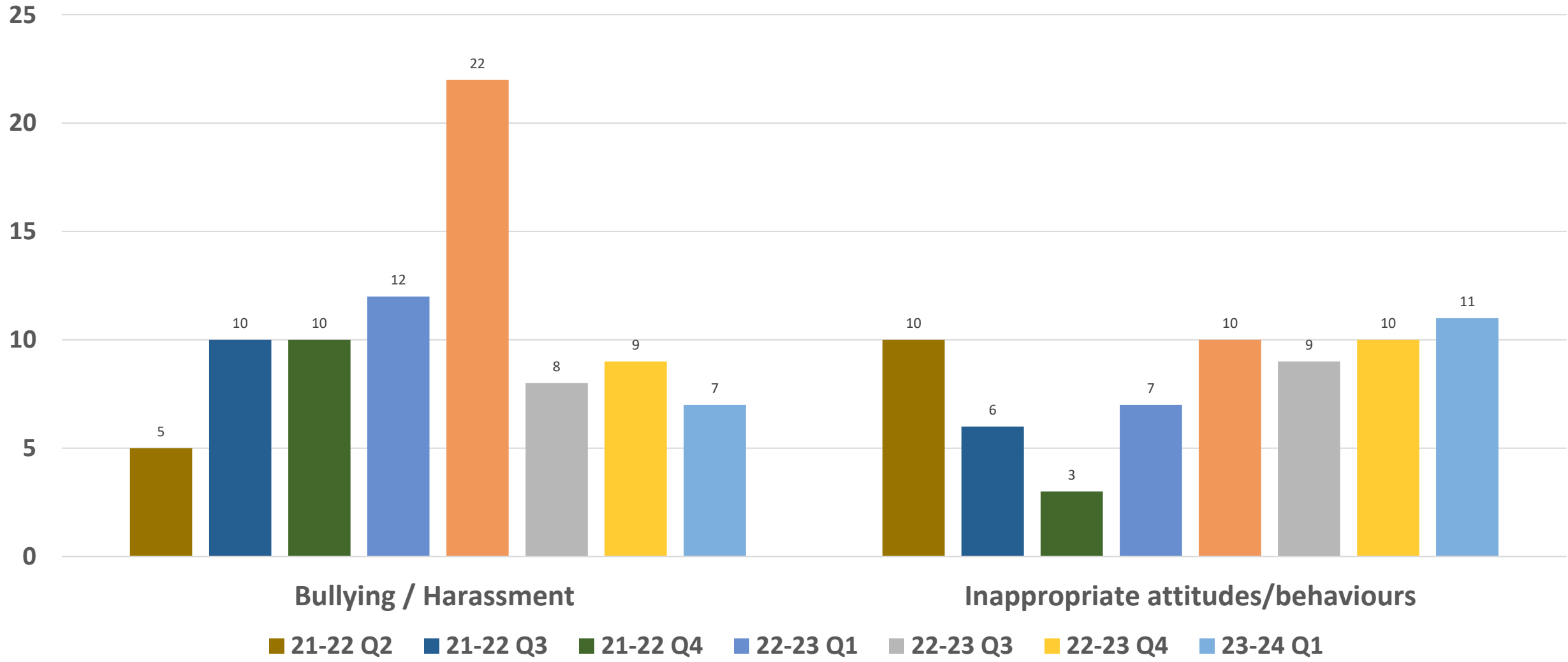


# Concern types – last 12 months

	22-23 Q2	22-23 Q3	22-23 Q4	23-24 Q1	Total
<b>Bullying / Harassment</b>	22	8	9	4	<b>43</b>
Fear of or actual detriment for speaking up	0	0	3	0	<b>3</b>
Fraud / corruption	1	0	1	0	<b>2</b>
<b>Inappropriate attitudes/behaviours</b>	10	9	10	8	<b>37</b>
<b>Management/HR process issues</b>	2	4	6	3	<b>15</b>
Mental health/wellbeing concerns	0	2	7	2	<b>11</b>
Misreporting critical data	0	0	0	0	<b>0</b>
NHSBT decision / direction	2	5	3	2	<b>12</b>
Project risk	0	0	0	0	<b>0</b>
Reasonable adjustments	2	4	1	1	<b>8</b>
Recruitment / Career / Development	2	2	3	4	<b>11</b>
Regulatory / procedure	1	0	1	0	<b>2</b>
Risk to donor/patient safety/wellbeing	0	0	0	0	<b>0</b>
Risk to supply to hospitals	0	1	1	0	<b>2</b>
Service improvement suggestion	0	2	1	0	<b>3</b>
Staff safety issue	0	1	0	2	<b>3</b>
Terms & Conditions	1	3	2	3	<b>9</b>
<b>Workload, support, equipment, training</b>	0	7	6	2	<b>15</b>

# Behavioural cases trend

## Behavioural Concerns Trend Last 24 months



# Demographic

## 66 FTSU concerns raised Jan-June 2023:

	% of cases	NHSBT representation
Men	20%	31%
Women	67%	77%
Unknown	17%	
Black, Asian or minority ethnic	15%	69%
White	68%	19%
Unknown	17%	

# FTSU Champions (raising awareness/signposting)

## Directorates:

BS – 15

OTDT – 7

Clinical – 4

DX&Comms – 2

DDTS - 1

People – 1

PFM - 1

Finance – 1

Quality – 0

## Regions covered:

Ashford, Kent

Barnsley x 2

Basildon

Birmingham x 3

Bristol, Emerald Park

Cambridge

Colindale x 2

Filton x 7

Lancaster

London City Team

Luton x 2

Manchester

Midlands

Newcastle

Nottingham Mobile  
team/Donor Centre

Oxford

South Wales

Southampton

Tooting x 2

Horsham, Brighton, Surrey

Yorkshire

# Benchmarking

NHS National  
Organisations  
Speaking Up Data

(1st April 2022 - 31st March 2023) Source: National Guardian's Office

Organisation Name	Size of organisation	Number of cases brought to FTSUGs	Number of cases raised anonymously	Number of cases with an element of patient safety/quality	Number of cases with an element of worker safety or wellbeing	Number of cases with an element of bullying or harassment	Number of cases with an element of other inappropriate attitudes or behaviours	Number of cases where people indicate that they are suffering detriment as a result of speaking up
NHS Blood and Transplant	Medium (between 5,000 and 10,000 workers)	159	10	1	10	52	27	3
NHS Digital	Medium (between 5,000 and 10,000 workers)	37	15	0	1	25	0	1
UKHSA (previously DHSC and NHS Test & Trace)	Medium (between 5,000 and 10,000 workers)	106	10	0	0	36	38	1
Health Education England	Small (up to 5,000 workers)	31	0	0	2	8	8	0
NHS Business Services Authority	Small (up to 5,000 workers)	11	0	2	3	2	3	0
NICE	Small (up to 5,000 workers)	12	3	0	0	1	0	0
Parliamentary and Health Services Ombudsman	Small (up to 5,000 workers)	19	0	0	6	0	4	0