

Level 2

Data and Meeting Booklet

June 2023



Categorisation of Donation Activity by Level

Levels – based on number of proceeding donors

Acknowledging the impact of the pandemic, two calculations were made for each Board/Trust, and the most favourable (highest level) was allocated.

- Average number of proceeding donors over three years (2019/20, 2020/21, 2021/22)
- Average number of proceeding donors over two years, excluding the COVID year (2019/20, 2021/22)

Level	2018 & 2023 Definition	Number of Boards/Trusts in each level 2023
1	12 or more (≥ 12)	36
2	6 or more but less than 12 (≥ 6 to <12)	51
3	more than 3 but less than 6 (>3 to <6)	31
4	3 or less (≤ 3)	39

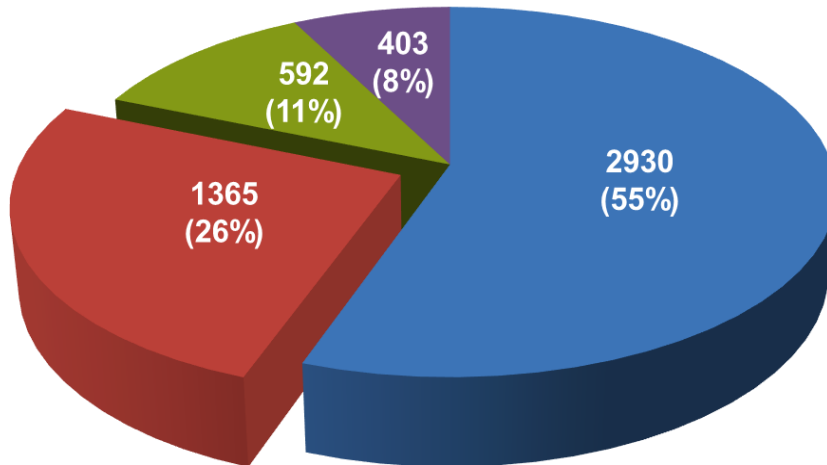
An additional descriptor is applied to each trust/board, as appropriate.

- N = Adult Neuro ICU (34)
- MT = Major Trauma Centre (27)
- P = Paediatric ICU (26)
- C = Cardiothoracic ICU (36)
- T = Transplant Centre (27)

UK Donation by Level



Potential DBD/Eligible DCD donors

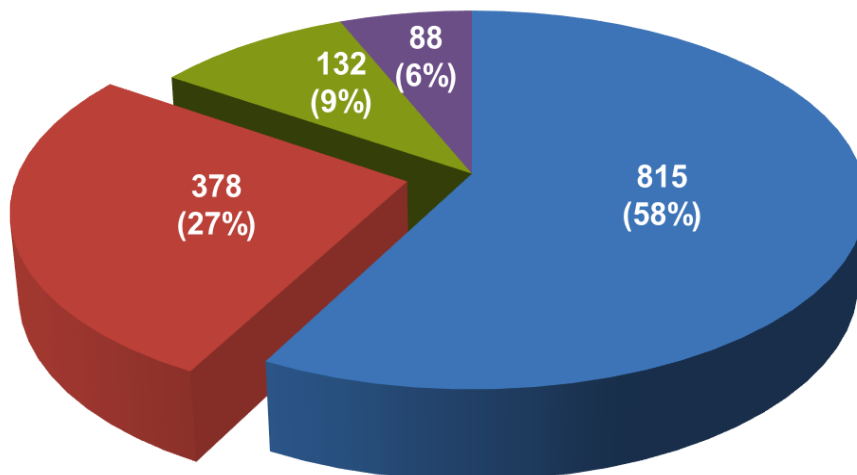


1 January 2022 - 31 December 2022

Potential donors after brainstem death (DBD) are defined as patients who have neurological death suspected by meeting all of the following criteria: apnoea, coma from known aetiology and unresponsive, ventilated, fixed pupils, no cough or gag reflex. Excluding those for whom cardiac arrest occurred despite resuscitation, brain stem reflexes returned.

Eligible donors after circulatory death (DCD) are defined as patients who had treatment withdrawn and death was anticipated within four hours, with no absolute medical contraindications to solid organ donation.

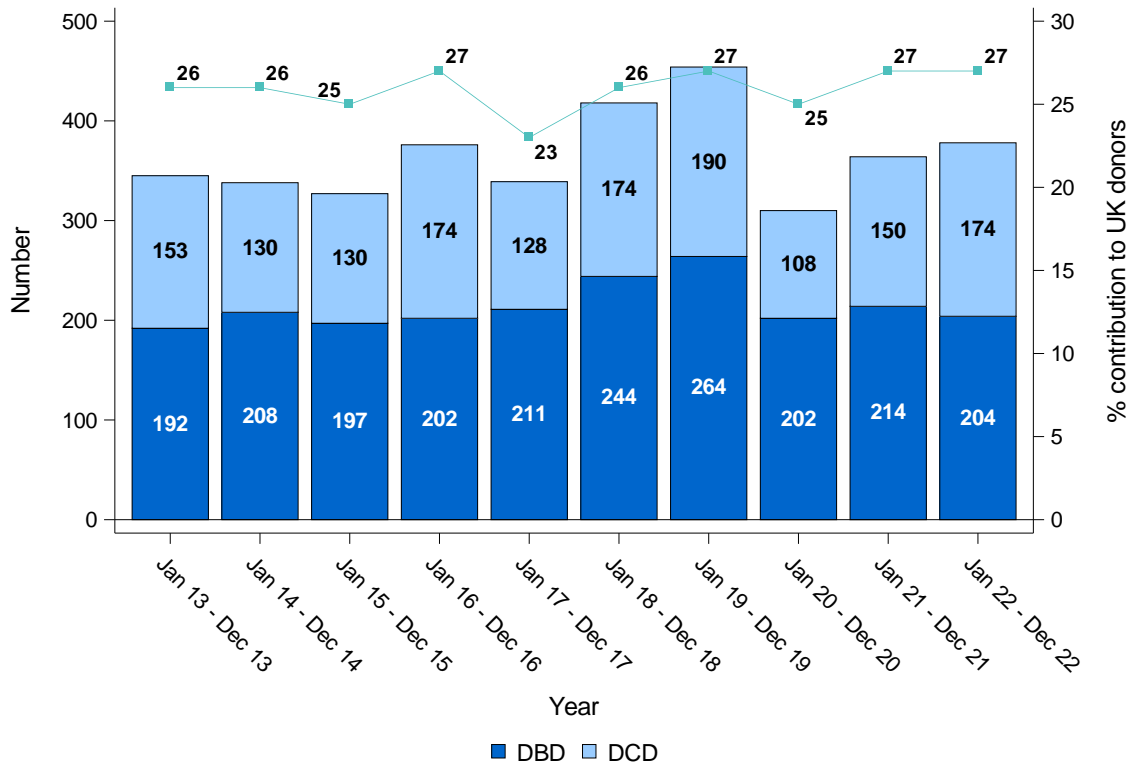
Actual donors



1 January 2022 - 31 December 2022

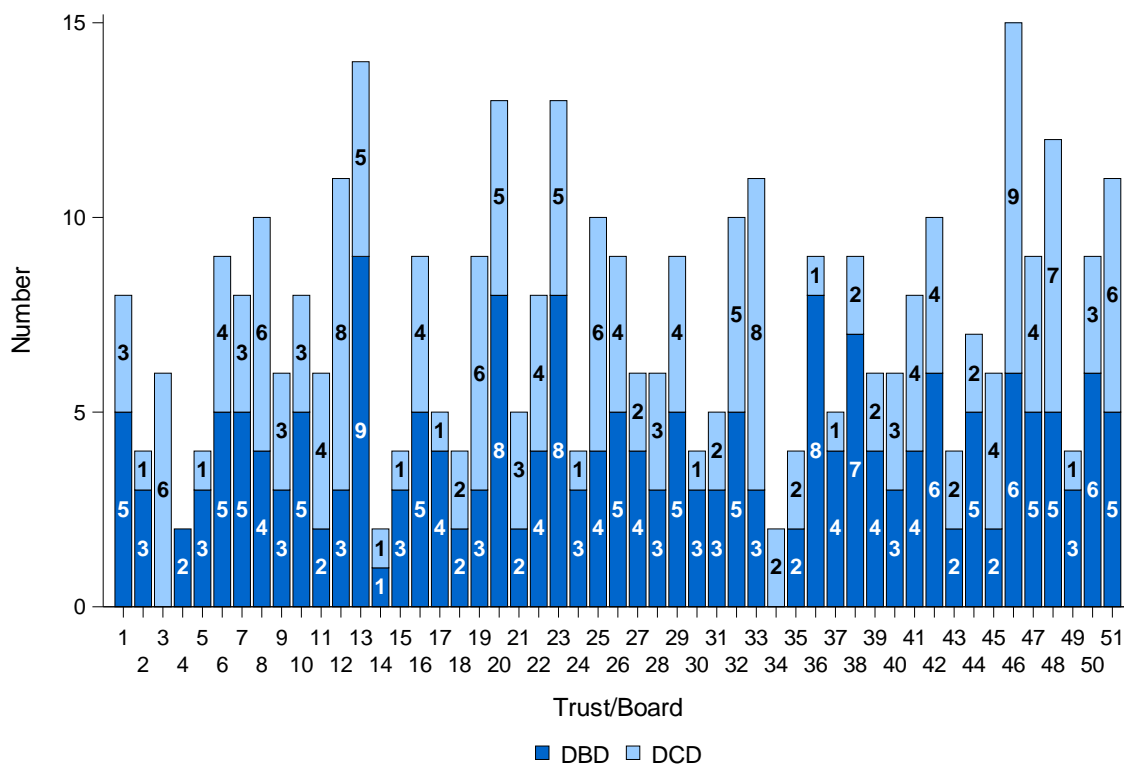
Level 2 Group actual deceased donors

1 January 2013 - 31 December 2022



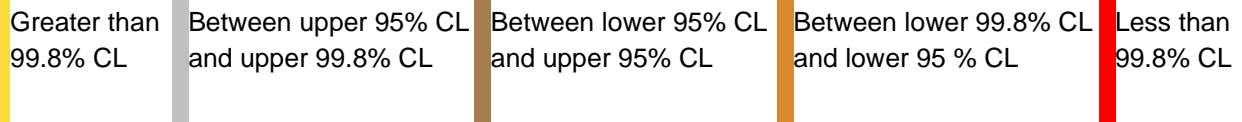
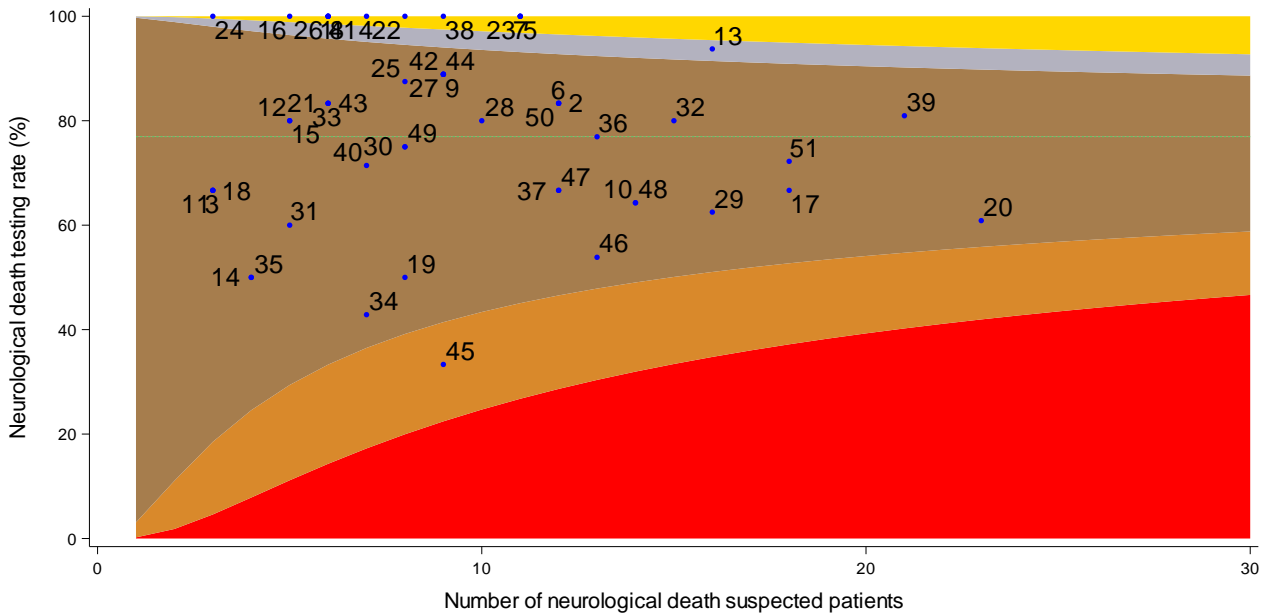
Level 2 Group actual deceased donors by trust/board

1 January 2022 - 31 December 2022



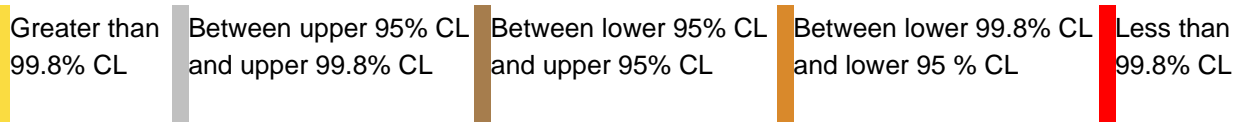
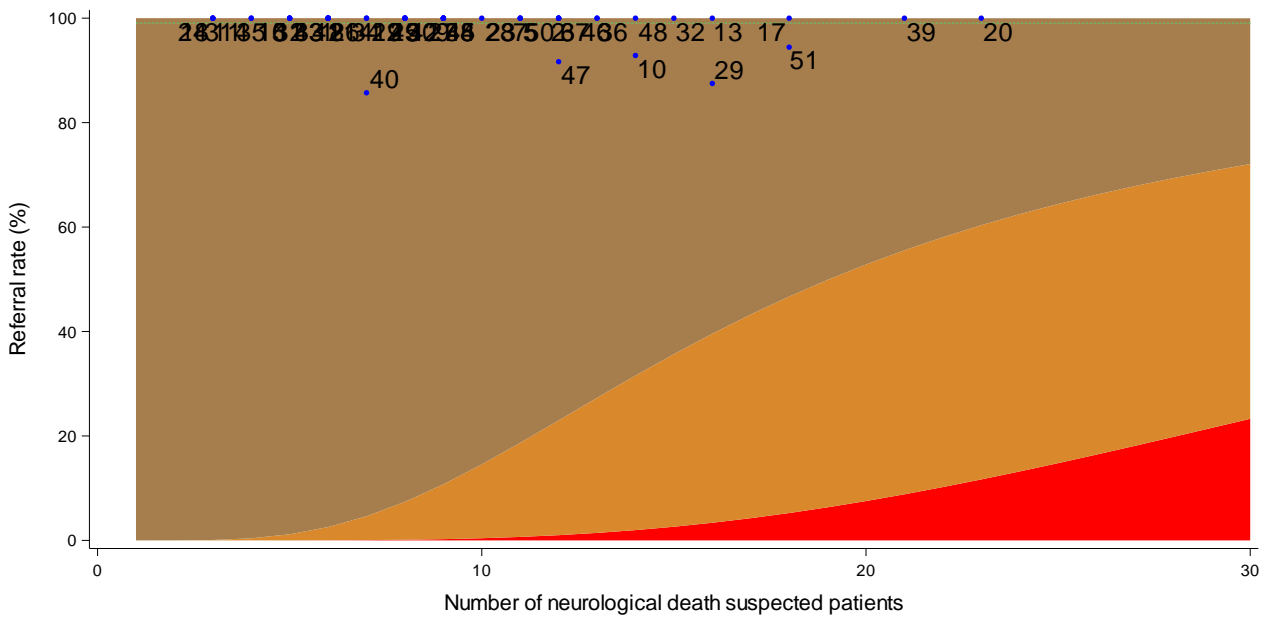
Level 2s neurological death testing rate

1 January 2021 - 31 December 2022



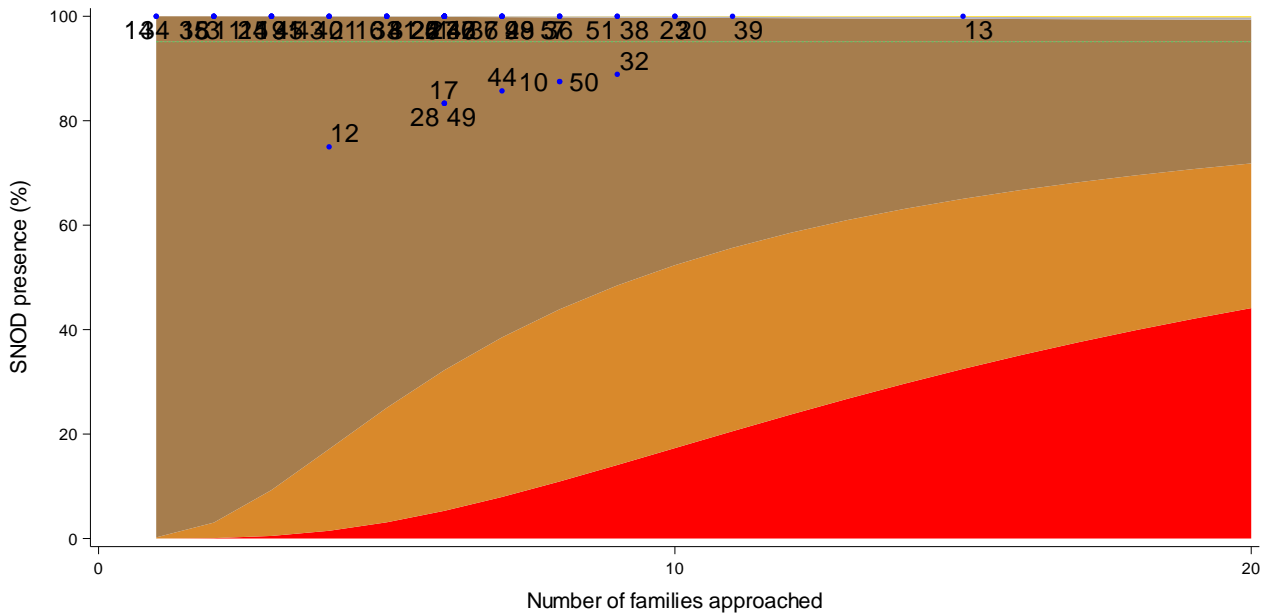
Level 2s DBD referral rate

1 January 2021 - 31 December 2022

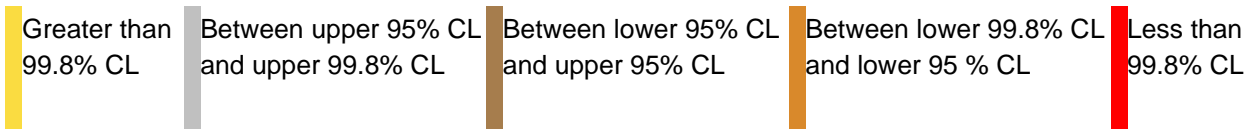


Level 2s DBD SNOD presence rate

1 January 2021 - 31 December 2022

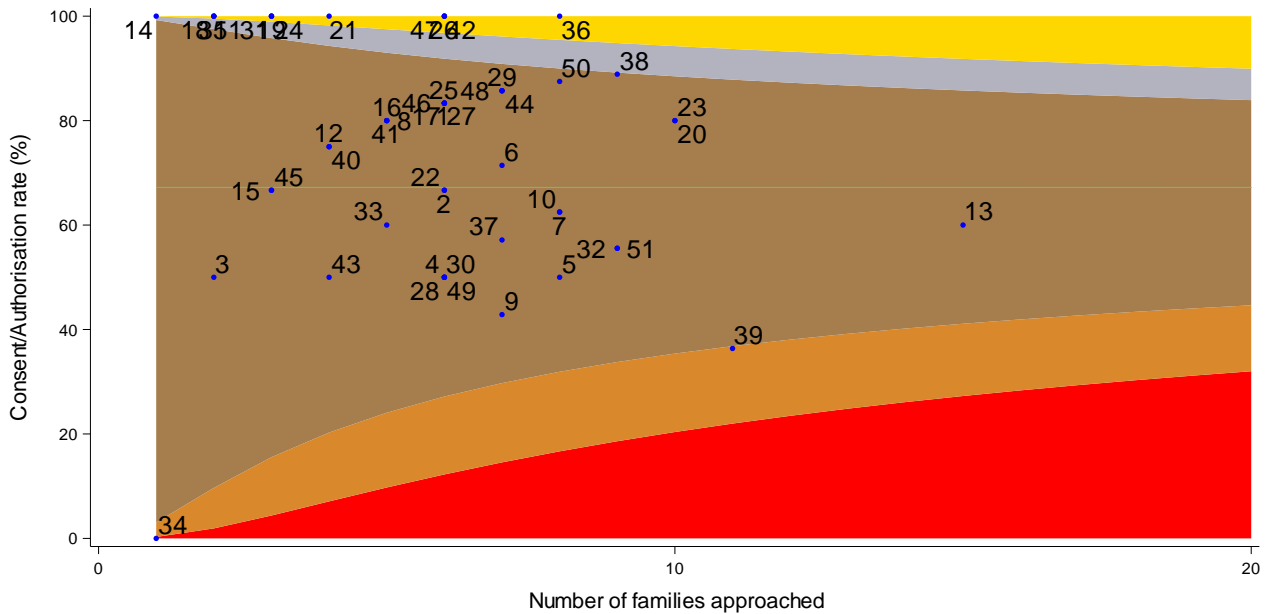


● Trust/Board - - - National rate

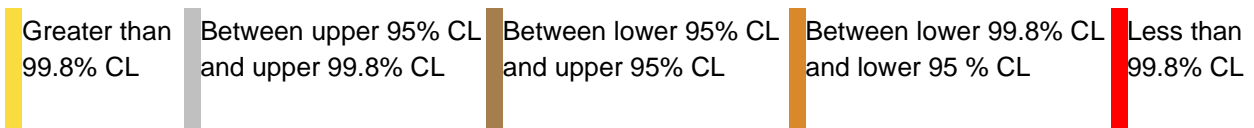


Level 2s DBD consent/authorisation rate

1 January 2021 - 31 December 2022

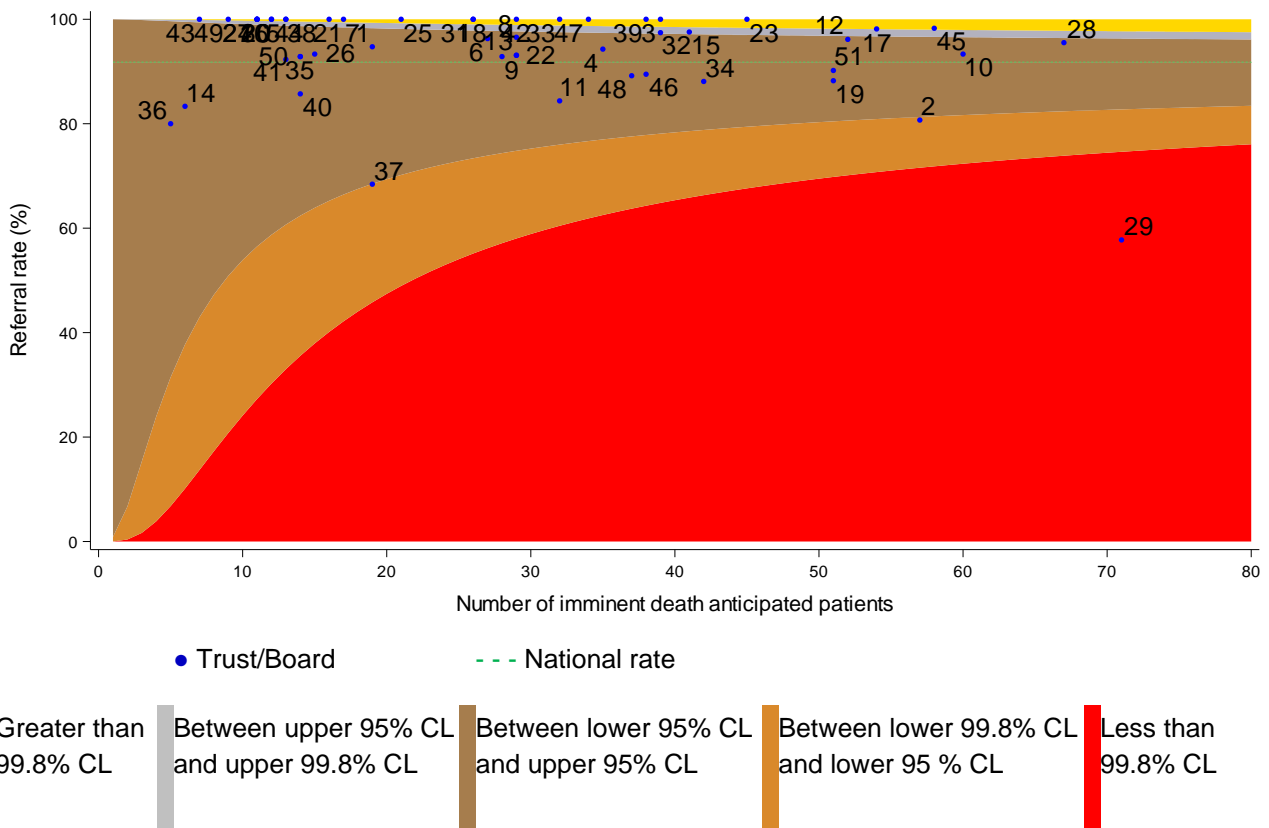


● Trust/Board - - - National rate



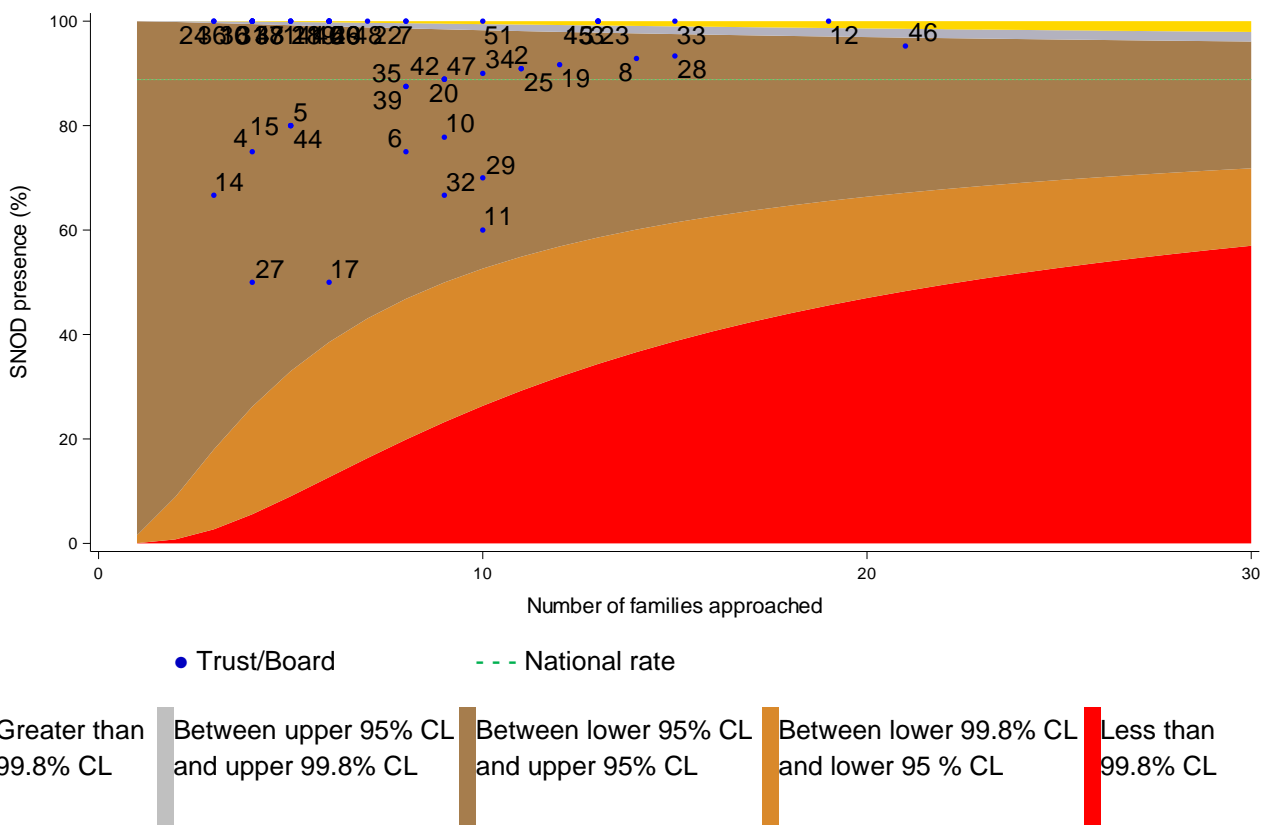
Level 2s DCD referral rate

1 January 2021 - 31 December 2022



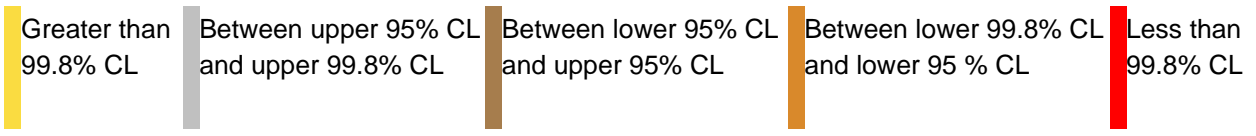
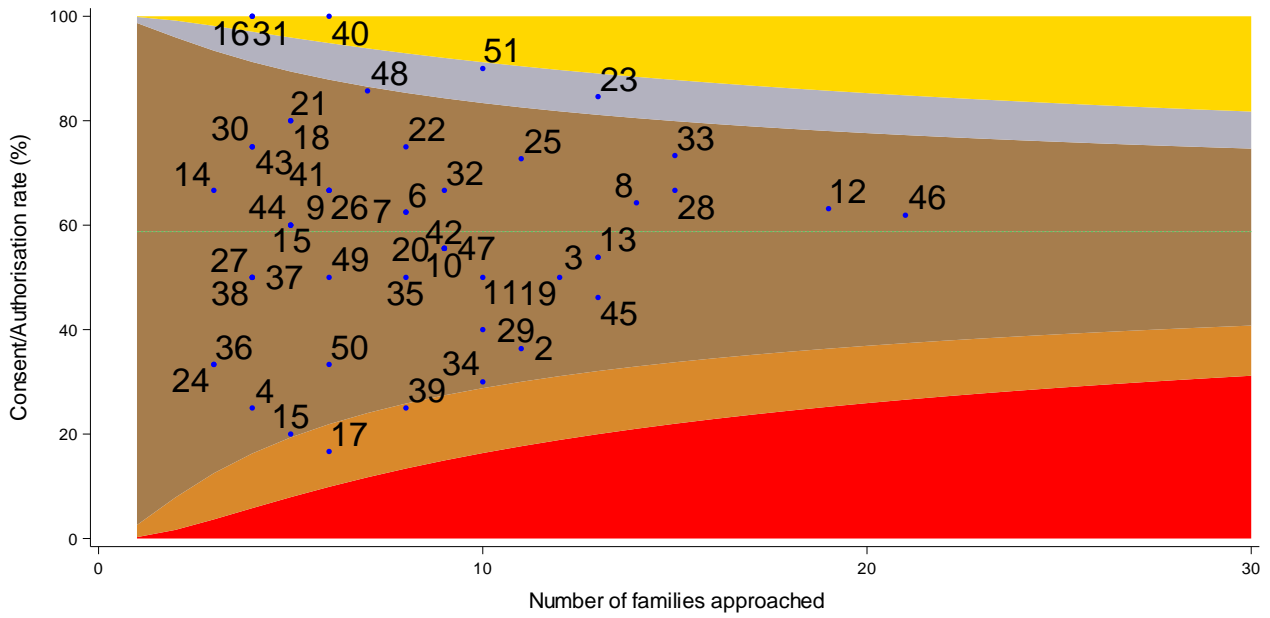
Level 2s DCD SNOD presence rate

1 January 2021 - 31 December 2022



Level 2s DCD consent/authorisation rate

1 January 2021 - 31 December 2022



Level 2: Tabulated rates: All

1 January 2021 - 31 December 2022

Trust/board	Neurological death testing rate % (No. suspected ND)	DBD referral rate % (No. meeting referral criteria)	% of DBD approaches where SNOD present % (No. approaches)	DBD consent/authorisation rate % (No. approaches)	DCD referral rate % (No. meeting referral criteria)	% of DCD approaches where SNOD present % (No. approaches)	DCD consent/authorisation rate % (No. approaches)
Ashford and St Peter's Hospitals NHS Foundation Trust	100 (6)	100 (6)	100 (6)	83.3 (6)	94.7 (19)	100 (5)	60 (5)
Bedfordshire Hospitals NHS Foundation Trust	83.3 (12)	100 (12)	100 (6)	66.7 (6)	80.7 (57)	90.9 (11)	36.4 (11)
Blackpool Teaching Hospitals NHS Foundation Trust	66.7 (3)	100 (3)	100 (2)	50 (2)	100 (39)	100 (13)	53.8 (13)
Bradford Teaching Hospitals NHS Foundation Trust	100 (7)	100 (7)	100 (6)	50 (6)	94.3 (35)	75 (4)	25 (4)
Calderdale and Huddersfield NHS Foundation Trust	100 (11)	100 (11)	100 (8)	50 (8)	100 (13)	80 (5)	60 (5)
Countess Of Chester Hospital NHS Foundation Trust	83.3 (12)	100 (12)	100 (7)	71.4 (7)	96.3 (27)	75 (8)	62.5 (8)
County Durham and Darlington NHS Foundation Trust	100 (11)	100 (11)	100 (8)	62.5 (8)	100 (17)	100 (8)	62.5 (8)
Cwm Taf Morgannwg Health Board	100 (6)	100 (6)	100 (5)	80 (5)	96.6 (29)	92.9 (14)	64.3 (14)
East Lancashire Hospitals NHS Trust	88.9 (9)	100 (9)	100 (7)	42.9 (7)	92.9 (28)	100 (6)	66.7 (6)
East Suffolk and North Essex NHS Foundation Trust	64.3 (14)	92.9 (14)	87.5 (8)	62.5 (8)	93.3 (60)	77.8 (9)	55.6 (9)
East Sussex Healthcare NHS Trust	66.7 (3)	100 (3)	100 (2)	100 (2)	84.4 (32)	60 (10)	50 (10)
East and North Hertfordshire NHS Trust	80 (5)	100 (5)	75 (4)	75 (4)	96.2 (52)	100 (19)	63.2 (19)
Frimley Health NHS Foundation Trust	93.8 (16)	100 (16)	100 (15)	60 (15)	93.1 (29)	100 (13)	53.8 (13)
Gateshead Health NHS Foundation Trust	50 (4)	100 (4)	100 (1)	100 (1)	83.3 (6)	66.7 (3)	66.7 (3)
Gloucestershire Hospitals NHS Foundation Trust	80 (5)	100 (5)	100 (3)	66.7 (3)	97.6 (41)	80 (5)	20 (5)
Great Western Hospitals NHS Foundation Trust	100 (5)	100 (5)	100 (5)	80 (5)	100 (12)	100 (4)	100 (4)
Guy's and St Thomas' NHS Foundation Trust	66.7 (18)	100 (18)	83.3 (6)	83.3 (6)	98.1 (54)	50 (6)	16.7 (6)
Hampshire Hospitals NHS Foundation Trust	66.7 (3)	100 (3)	100 (2)	100 (2)	100 (26)	100 (5)	80 (5)
Liverpool University Hospitals NHS Foundation Trust	50 (8)	100 (8)	100 (3)	100 (3)	88.2 (51)	91.7 (12)	50 (12)
London North West University Healthcare NHS Trust	60.9 (23)	100 (23)	100 (10)	80 (10)	100 (11)	88.9 (9)	55.6 (9)
Maidstone and Tunbridge Wells NHS Trust	83.3 (6)	100 (6)	100 (4)	100 (4)	100 (16)	100 (5)	80 (5)
Medway NHS Foundation Trust	100 (8)	100 (8)	100 (6)	66.7 (6)	93.1 (29)	100 (8)	75 (8)
Mid Yorkshire Hospitals NHS Trust	100 (11)	100 (11)	100 (10)	80 (10)	100 (45)	100 (13)	84.6 (13)
NHS Ayrshire and Arran	100 (3)	100 (3)	100 (3)	100 (3)	100 (11)	100 (3)	33.3 (3)
NHS Fife	87.5 (8)	100 (8)	100 (6)	83.3 (6)	100 (21)	90.9 (11)	72.7 (11)
NHS Lanarkshire	100 (6)	100 (6)	100 (6)	100 (6)	93.3 (15)	100 (6)	66.7 (6)
NHS Tayside	88.9 (9)	100 (9)	100 (6)	83.3 (6)	100 (11)	50 (4)	50 (4)
North Cumbria Integrated Care NHS Foundation Trusts	80 (10)	100 (10)	83.3 (6)	50 (6)	95.5 (67)	93.3 (15)	66.7 (15)
North West Anglia NHS Foundation Trust	62.5 (16)	87.5 (16)	100 (7)	85.7 (7)	57.7 (71)	70 (10)	40 (10)
Northern Health and Social Care Trust	75 (8)	100 (8)	100 (6)	50 (6)	100 (11)	100 (4)	75 (4)
Northumbria Healthcare NHS Foundation Trust	60 (5)	100 (5)	100 (3)	100 (3)	100 (26)	100 (4)	100 (4)
Portsmouth Hospitals NHS Trust	80 (15)	100 (15)	88.9 (9)	55.6 (9)	97.4 (39)	66.7 (9)	66.7 (9)
Royal Berkshire NHS Foundation Trust	83.3 (6)	100 (6)	100 (5)	60 (5)	100 (32)	100 (15)	73.3 (15)
Royal Brompton & Harefield NHS Foundation Trust	42.9 (7)	100 (7)	100 (1)	0 (1)	88.1 (42)	90 (10)	30 (10)
Royal Cornwall Hospitals NHS Trust	50 (4)	100 (4)	100 (2)	100 (2)	92.9 (14)	87.5 (8)	50 (8)
Royal Devon University Healthcare NHS Foundation Trust	76.9 (13)	100 (13)	100 (8)	100 (8)	80 (5)	100 (3)	33.3 (3)
Royal Free London NHS Foundation Trust	66.7 (12)	100 (12)	100 (7)	57.1 (7)	68.4 (19)	100 (4)	50 (4)
Royal United Hospital Bath NHS Foundation Trust	100 (9)	100 (9)	100 (9)	88.9 (9)	100 (13)	100 (4)	50 (4)
Sandwell and West Birmingham Hospitals NHS Trust	81 (21)	100 (21)	100 (11)	36.4 (11)	100 (38)	87.5 (8)	25 (8)
Shrewsbury and Telford Hospital NHS Trust	71.4 (7)	85.7 (7)	100 (4)	75 (4)	85.7 (14)	100 (6)	100 (6)
Somerset NHS Foundation Trust	100 (6)	100 (6)	100 (5)	80 (5)	92.3 (13)	100 (6)	66.7 (6)
South Tyneside & Sunderland NHS Foundation Trust	88.9 (9)	100 (9)	100 (6)	100 (6)	100 (29)	88.9 (9)	55.6 (9)
Southern Health and Social Care Trust	83.3 (6)	100 (6)	100 (4)	50 (4)	100 (7)	100 (4)	75 (4)
Swansea Bay Health Board	88.9 (9)	100 (9)	85.7 (7)	85.7 (7)	100 (12)	80 (5)	60 (5)
The Royal Wolverhampton Hospitals NHS Trust	33.3 (9)	100 (9)	100 (3)	66.7 (3)	98.3 (58)	100 (13)	46.2 (13)
The University Hospitals Of Derby and Burton	53.8 (13)	100 (13)	100 (6)	83.3 (6)	89.5 (38)	95.2 (21)	61.9 (21)
United Lincolnshire Hospitals NHS Trust	66.7 (12)	91.7 (12)	100 (6)	100 (6)	100 (34)	88.9 (9)	55.6 (9)
University Hospitals Dorset NHS Foundation Trust	64.3 (14)	100 (14)	100 (7)	85.7 (7)	89.2 (37)	100 (7)	85.7 (7)
Western Health and Social Care Trust	75 (8)	100 (8)	83.3 (6)	50 (6)	100 (9)	100 (6)	50 (6)
Worcestershire Acute Hospitals NHS Trust	83.3 (12)	100 (12)	87.5 (8)	87.5 (8)	92.9 (14)	100 (6)	33.3 (6)
York and Scarborough Teaching Hospitals NHS Foundation Trust	72.2 (18)	94.4 (18)	100 (9)	55.6 (9)	90.2 (51)	100 (10)	90 (10)

Level 2: Tabulated rates: Highlighting gold and silver

1 January 2021 - 31 December 2022

Trust/board	Neurological death testing rate % (No. suspected ND)	DBD referral rate % (No. meeting referral criteria)	% of DBD approaches where SNOD present % (No. approaches)	DBD consent/authorisation rate % (No. approaches)	DCD referral rate % (No. meeting referral criteria)	% of DCD approaches where SNOD present % (No. approaches)	DCD consent/authorisation rate % (No. approaches)
Ashford and St Peter's Hospitals NHS Foundation Trust	100 (6)	100 (6)	100 (6)	83.3 (6)	94.7 (19)	100 (5)	60 (5)
Bedfordshire Hospitals NHS Foundation Trust	83.3 (12)	100 (12)	100 (6)	66.7 (6)	80.7 (57)	90.9 (11)	36.4 (11)
Blackpool Teaching Hospitals NHS Foundation Trust	66.7 (3)	100 (3)	100 (2)	50 (2)	100 (39)	100 (13)	53.8 (13)
Bradford Teaching Hospitals NHS Foundation Trust	100 (7)	100 (7)	100 (6)	50 (6)	94.3 (35)	75 (4)	25 (4)
Calderdale and Huddersfield NHS Foundation Trust	100 (11)	100 (11)	100 (8)	50 (8)	100 (13)	80 (5)	60 (5)
Countess Of Chester Hospital NHS Foundation Trust	83.3 (12)	100 (12)	100 (7)	71.4 (7)	96.3 (27)	75 (8)	62.5 (8)
County Durham and Darlington NHS Foundation Trust	100 (11)	100 (11)	100 (8)	62.5 (8)	100 (17)	100 (8)	62.5 (8)
Cwm Taf Morgannwg Health Board	100 (6)	100 (6)	100 (5)	80 (5)	96.6 (29)	92.9 (14)	64.3 (14)
East Lancashire Hospitals NHS Trust	88.9 (9)	100 (9)	100 (7)	42.9 (7)	92.9 (28)	100 (6)	66.7 (6)
East Suffolk and North Essex NHS Foundation Trust	64.3 (14)	92.9 (14)	87.5 (8)	62.5 (8)	93.3 (60)	77.8 (9)	55.6 (9)
East Sussex Healthcare NHS Trust	66.7 (3)	100 (3)	100 (2)	100 (2)	84.4 (32)	60 (10)	50 (10)
East and North Hertfordshire NHS Trust	80 (5)	100 (5)	75 (4)	75 (4)	96.2 (52)	100 (19)	63.2 (19)
Frimley Health NHS Foundation Trust	93.8 (16)	100 (16)	100 (15)	60 (15)	93.1 (29)	100 (13)	53.8 (13)
Gateshead Health NHS Foundation Trust	50 (4)	100 (4)	100 (1)	100 (1)	83.3 (6)	66.7 (3)	66.7 (3)
Gloucestershire Hospitals NHS Foundation Trust	80 (5)	100 (5)	100 (3)	66.7 (3)	97.6 (41)	80 (5)	20 (5)
Great Western Hospitals NHS Foundation Trust	100 (5)	100 (5)	100 (5)	80 (5)	100 (12)	100 (4)	100 (4)
Guy's and St Thomas' NHS Foundation Trust	66.7 (18)	100 (18)	83.3 (6)	83.3 (6)	98.1 (54)	50 (6)	16.7 (6)
Hampshire Hospitals NHS Foundation Trust	66.7 (3)	100 (3)	100 (2)	100 (2)	100 (26)	100 (5)	80 (5)
Liverpool University Hospitals NHS Foundation Trust	50 (8)	100 (8)	100 (3)	100 (3)	88.2 (51)	91.7 (12)	50 (12)
London North West University Healthcare NHS Trust	60.9 (23)	100 (23)	100 (10)	80 (10)	100 (11)	88.9 (9)	55.6 (9)
Maidstone and Tunbridge Wells NHS Trust	83.3 (6)	100 (6)	100 (4)	100 (4)	100 (16)	100 (5)	80 (5)
Medway NHS Foundation Trust	100 (8)	100 (8)	100 (6)	66.7 (6)	93.1 (29)	100 (8)	75 (8)
Mid Yorkshire Hospitals NHS Trust	100 (11)	100 (11)	100 (10)	80 (10)	100 (45)	100 (13)	84.6 (13)
NHS Ayrshire and Arran	100 (3)	100 (3)	100 (3)	100 (3)	100 (11)	100 (3)	33.3 (3)
NHS Fife	87.5 (8)	100 (8)	100 (6)	83.3 (6)	100 (21)	90.9 (11)	72.7 (11)
NHS Lanarkshire	100 (6)	100 (6)	100 (6)	100 (6)	93.3 (15)	100 (6)	66.7 (6)
NHS Tayside	88.9 (9)	100 (9)	100 (6)	83.3 (6)	100 (11)	50 (4)	50 (4)
North Cumbria Integrated Care NHS Foundation Trusts	80 (10)	100 (10)	83.3 (6)	50 (6)	95.5 (67)	93.3 (15)	66.7 (15)
North West Anglia NHS Foundation Trust	62.5 (16)	87.5 (16)	100 (7)	85.7 (7)	57.7 (71)	70 (10)	40 (10)
Northern Health and Social Care Trust	75 (8)	100 (8)	100 (6)	50 (6)	100 (11)	100 (4)	75 (4)
Northumbria Healthcare NHS Foundation Trust	60 (5)	100 (5)	100 (3)	100 (3)	100 (26)	100 (4)	100 (4)
Portsmouth Hospitals NHS Trust	80 (15)	100 (15)	88.9 (9)	55.6 (9)	97.4 (39)	66.7 (9)	66.7 (9)
Royal Berkshire NHS Foundation Trust	83.3 (6)	100 (6)	100 (5)	60 (5)	100 (32)	100 (15)	73.3 (15)
Royal Brompton & Harefield NHS Foundation Trust	42.9 (7)	100 (7)	100 (1)	0 (1)	88.1 (42)	90 (10)	30 (10)
Royal Cornwall Hospitals NHS Trust	50 (4)	100 (4)	100 (2)	100 (2)	92.9 (14)	87.5 (8)	50 (8)
Royal Devon University Healthcare NHS Foundation Trust	76.9 (13)	100 (13)	100 (8)	100 (8)	80 (5)	100 (3)	33.3 (3)
Royal Free London NHS Foundation Trust	66.7 (12)	100 (12)	100 (7)	57.1 (7)	68.4 (19)	100 (4)	50 (4)
Royal United Hospital Bath NHS Foundation Trust	100 (9)	100 (9)	100 (9)	88.9 (9)	100 (13)	100 (4)	50 (4)
Sandwell and West Birmingham Hospitals NHS Trust	81 (21)	100 (21)	100 (11)	36.4 (11)	100 (38)	87.5 (8)	25 (8)
Shrewsbury and Telford Hospital NHS Trust	71.4 (7)	85.7 (7)	100 (4)	75 (4)	85.7 (14)	100 (6)	100 (6)
Somerset NHS Foundation Trust	100 (6)	100 (6)	100 (5)	80 (5)	92.3 (13)	100 (6)	66.7 (6)
South Tyneside & Sunderland NHS Foundation Trust	88.9 (9)	100 (9)	100 (6)	100 (6)	100 (29)	88.9 (9)	55.6 (9)
Southern Health and Social Care Trust	83.3 (6)	100 (6)	100 (4)	50 (4)	100 (7)	100 (4)	75 (4)
Swansea Bay Health Board	88.9 (9)	100 (9)	85.7 (7)	85.7 (7)	100 (12)	80 (5)	60 (5)
The Royal Wolverhampton Hospitals NHS Trust	33.3 (9)	100 (9)	100 (3)	66.7 (3)	98.3 (58)	100 (13)	46.2 (13)
The University Hospitals Of Derby and Burton	53.8 (13)	100 (13)	100 (6)	83.3 (6)	89.5 (38)	95.2 (21)	61.9 (21)
United Lincolnshire Hospitals NHS Trust	66.7 (12)	91.7 (12)	100 (6)	100 (6)	100 (34)	88.9 (9)	55.6 (9)
University Hospitals Dorset NHS Foundation Trust	64.3 (14)	100 (14)	100 (7)	85.7 (7)	89.2 (37)	100 (7)	85.7 (7)
Western Health and Social Care Trust	75 (8)	100 (8)	83.3 (6)	50 (6)	100 (9)	100 (6)	50 (6)
Worcestershire Acute Hospitals NHS Trust	83.3 (12)	100 (12)	87.5 (8)	87.5 (8)	92.9 (14)	100 (6)	33.3 (6)
York and Scarborough Teaching Hospitals NHS Foundation Trust	72.2 (18)	94.4 (18)	100 (9)	55.6 (9)	90.2 (51)	100 (10)	90 (10)

Level 2: Tabulated rates: Highlighting bronze 1 January 2021 - 31 December 2022

Trust/board	Neurological death testing rate % (No. suspected ND)	DBD referral rate % (No. meeting referral criteria)	% of DBD approaches where SNOD present % (No. approaches)	DBD consent/authorisation rate % (No. approaches)	DCD referral rate % (No. meeting referral criteria)	% of DCD approaches where SNOD present % (No. approaches)	DCD consent/authorisation rate % (No. approaches)
Ashford and St Peter's Hospitals NHS Foundation Trust	100 (6)	100 (6)	100 (6)	83.3 (6)	94.7 (19)	100 (5)	60 (5)
Bedfordshire Hospitals NHS Foundation Trust	83.3 (12)	100 (12)	100 (6)	66.7 (6)	80.7 (57)	90.9 (11)	36.4 (11)
Blackpool Teaching Hospitals NHS Foundation Trust	66.7 (3)	100 (3)	100 (2)	50 (2)	100 (39)	100 (13)	53.8 (13)
Bradford Teaching Hospitals NHS Foundation Trust	100 (7)	100 (7)	100 (6)	50 (6)	94.3 (35)	75 (4)	25 (4)
Calderdale and Huddersfield NHS Foundation Trust	100 (11)	100 (11)	100 (8)	50 (8)	100 (13)	80 (5)	60 (5)
Countess Of Chester Hospital NHS Foundation Trust	83.3 (12)	100 (12)	100 (7)	71.4 (7)	96.3 (27)	75 (8)	62.5 (8)
County Durham and Darlington NHS Foundation Trust	100 (11)	100 (11)	100 (8)	62.5 (8)	100 (17)	100 (8)	62.5 (8)
Cwm Taf Morgannwg Health Board	100 (6)	100 (6)	100 (5)	80 (5)	96.6 (29)	92.9 (14)	64.3 (14)
East Lancashire Hospitals NHS Trust	88.9 (9)	100 (9)	100 (7)	42.9 (7)	92.9 (28)	100 (6)	66.7 (6)
East Suffolk and North Essex NHS Foundation Trust	64.3 (14)	92.9 (14)	87.5 (8)	62.5 (8)	93.3 (60)	77.8 (9)	55.6 (9)
East Sussex Healthcare NHS Trust	66.7 (3)	100 (3)	100 (2)	100 (2)	84.4 (32)	60 (10)	50 (10)
East and North Hertfordshire NHS Trust	80 (5)	100 (5)	75 (4)	75 (4)	96.2 (52)	100 (19)	63.2 (19)
Frimley Health NHS Foundation Trust	93.8 (16)	100 (16)	100 (15)	60 (15)	93.1 (29)	100 (13)	53.8 (13)
Gateshead Health NHS Foundation Trust	50 (4)	100 (4)	100 (1)	100 (1)	83.3 (6)	66.7 (3)	66.7 (3)
Gloucestershire Hospitals NHS Foundation Trust	80 (5)	100 (5)	100 (3)	66.7 (3)	97.6 (41)	80 (5)	20 (5)
Great Western Hospitals NHS Foundation Trust	100 (5)	100 (5)	100 (5)	80 (5)	100 (12)	100 (4)	100 (4)
Guy's and St Thomas' NHS Foundation Trust	66.7 (18)	100 (18)	83.3 (6)	83.3 (6)	98.1 (54)	50 (6)	16.7 (6)
Hampshire Hospitals NHS Foundation Trust	66.7 (3)	100 (3)	100 (2)	100 (2)	100 (26)	100 (5)	80 (5)
Liverpool University Hospitals NHS Foundation Trust	50 (8)	100 (8)	100 (3)	100 (3)	88.2 (51)	91.7 (12)	50 (12)
London North West University Healthcare NHS Trust	60.9 (23)	100 (23)	100 (10)	80 (10)	100 (11)	88.9 (9)	55.6 (9)
Maidstone and Tunbridge Wells NHS Trust	83.3 (6)	100 (6)	100 (4)	100 (4)	100 (16)	100 (5)	80 (5)
Medway NHS Foundation Trust	100 (8)	100 (8)	100 (6)	66.7 (6)	93.1 (29)	100 (8)	75 (8)
Mid Yorkshire Hospitals NHS Trust	100 (11)	100 (11)	100 (10)	80 (10)	100 (45)	100 (13)	84.6 (13)
NHS Ayrshire and Arran	100 (3)	100 (3)	100 (3)	100 (3)	100 (11)	100 (3)	33.3 (3)
NHS Fife	87.5 (8)	100 (8)	100 (6)	83.3 (6)	100 (21)	90.9 (11)	72.7 (11)
NHS Lanarkshire	100 (6)	100 (6)	100 (6)	100 (6)	93.3 (15)	100 (6)	66.7 (6)
NHS Tayside	88.9 (9)	100 (9)	100 (6)	83.3 (6)	100 (11)	50 (4)	50 (4)
North Cumbria Integrated Care NHS Foundation Trusts	80 (10)	100 (10)	83.3 (6)	50 (6)	95.5 (67)	93.3 (15)	66.7 (15)
North West Anglia NHS Foundation Trust	62.5 (16)	87.5 (16)	100 (7)	85.7 (7)	57.7 (71)	70 (10)	40 (10)
Northern Health and Social Care Trust	75 (8)	100 (8)	100 (6)	50 (6)	100 (11)	100 (4)	75 (4)
Northumbria Healthcare NHS Foundation Trust	60 (5)	100 (5)	100 (3)	100 (3)	100 (26)	100 (4)	100 (4)
Portsmouth Hospitals NHS Trust	80 (15)	100 (15)	88.9 (9)	55.6 (9)	97.4 (39)	66.7 (9)	66.7 (9)
Royal Berkshire NHS Foundation Trust	83.3 (6)	100 (6)	100 (5)	60 (5)	100 (32)	100 (15)	73.3 (15)
Royal Brompton & Harefield NHS Foundation Trust	42.9 (7)	100 (7)	100 (1)	0 (1)	88.1 (42)	90 (10)	30 (10)
Royal Cornwall Hospitals NHS Trust	50 (4)	100 (4)	100 (2)	100 (2)	92.9 (14)	87.5 (8)	50 (8)
Royal Devon University Healthcare NHS Foundation Trust	76.9 (13)	100 (13)	100 (8)	100 (8)	80 (5)	100 (3)	33.3 (3)
Royal Free London NHS Foundation Trust	66.7 (12)	100 (12)	100 (7)	57.1 (7)	68.4 (19)	100 (4)	50 (4)
Royal United Hospital Bath NHS Foundation Trust	100 (9)	100 (9)	100 (9)	88.9 (9)	100 (13)	100 (4)	50 (4)
Sandwell and West Birmingham Hospitals NHS Trust	81 (21)	100 (21)	100 (11)	36.4 (11)	100 (38)	87.5 (8)	25 (8)
Shrewsbury and Telford Hospital NHS Trust	71.4 (7)	85.7 (7)	100 (4)	75 (4)	85.7 (14)	100 (6)	100 (6)
Somerset NHS Foundation Trust	100 (6)	100 (6)	100 (5)	80 (5)	92.3 (13)	100 (6)	66.7 (6)
South Tyneside & Sunderland NHS Foundation Trust	88.9 (9)	100 (9)	100 (6)	100 (6)	100 (29)	88.9 (9)	55.6 (9)
Southern Health and Social Care Trust	83.3 (6)	100 (6)	100 (4)	50 (4)	100 (7)	100 (4)	75 (4)
Swansea Bay Health Board	88.9 (9)	100 (9)	85.7 (7)	85.7 (7)	100 (12)	80 (5)	60 (5)
The Royal Wolverhampton Hospitals NHS Trust	33.3 (9)	100 (9)	100 (3)	66.7 (3)	98.3 (58)	100 (13)	46.2 (13)
The University Hospitals Of Derby and Burton	53.8 (13)	100 (13)	100 (6)	83.3 (6)	89.5 (38)	95.2 (21)	61.9 (21)
United Lincolnshire Hospitals NHS Trust	66.7 (12)	91.7 (12)	100 (6)	100 (6)	100 (34)	88.9 (9)	55.6 (9)
University Hospitals Dorset NHS Foundation Trust	64.3 (14)	100 (14)	100 (7)	85.7 (7)	89.2 (37)	100 (7)	85.7 (7)
Western Health and Social Care Trust	75 (8)	100 (8)	83.3 (6)	50 (6)	100 (9)	100 (6)	50 (6)
Worcestershire Acute Hospitals NHS Trust	83.3 (12)	100 (12)	87.5 (8)	87.5 (8)	92.9 (14)	100 (6)	33.3 (6)
York and Scarborough Teaching Hospitals NHS Foundation Trust	72.2 (18)	94.4 (18)	100 (9)	55.6 (9)	90.2 (51)	100 (10)	90 (10)

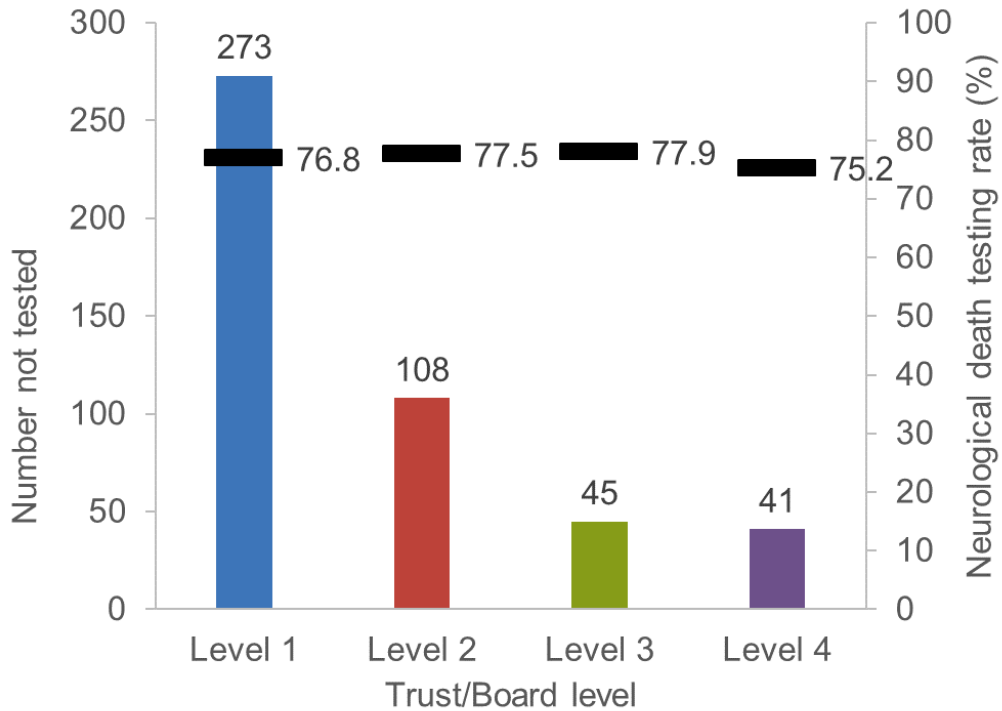
Level 2: Tabulated rates: Highlighting amber and red

1 January 2021 - 31 December 2022

Trust/board	Neurological death testing rate % (No. suspected ND)	DBD referral rate % (No. meeting referral criteria)	% of DBD approaches where SNOD present % (No. approaches)	DBD consent/authorisation rate % (No. approaches)	DCD referral rate % (No. meeting referral criteria)	% of DCD approaches where SNOD present % (No. approaches)	DCD consent/authorisation rate % (No. approaches)
Ashford and St Peter's Hospitals NHS Foundation Trust	100 (6)	100 (6)	100 (6)	83.3 (6)	94.7 (19)	100 (5)	60 (5)
Bedfordshire Hospitals NHS Foundation Trust	83.3 (12)	100 (12)	100 (6)	66.7 (6)	80.7 (57)	90.9 (11)	36.4 (11)
Blackpool Teaching Hospitals NHS Foundation Trust	66.7 (3)	100 (3)	100 (2)	50 (2)	100 (39)	100 (13)	53.8 (13)
Bradford Teaching Hospitals NHS Foundation Trust	100 (7)	100 (7)	100 (6)	50 (6)	94.3 (35)	75 (4)	25 (4)
Calderdale and Huddersfield NHS Foundation Trust	100 (11)	100 (11)	100 (8)	50 (8)	100 (13)	80 (5)	60 (5)
Countess Of Chester Hospital NHS Foundation Trust	83.3 (12)	100 (12)	100 (7)	71.4 (7)	96.3 (27)	75 (8)	62.5 (8)
County Durham and Darlington NHS Foundation Trust	100 (11)	100 (11)	100 (8)	62.5 (8)	100 (17)	100 (8)	62.5 (8)
Cwm Taf Morgannwg Health Board	100 (6)	100 (6)	100 (5)	80 (5)	96.6 (29)	92.9 (14)	64.3 (14)
East Lancashire Hospitals NHS Trust	88.9 (9)	100 (9)	100 (7)	42.9 (7)	92.9 (28)	100 (6)	66.7 (6)
East Suffolk and North Essex NHS Foundation Trust	64.3 (14)	92.9 (14)	87.5 (8)	62.5 (8)	93.3 (60)	77.8 (9)	55.6 (9)
East Sussex Healthcare NHS Trust	66.7 (3)	100 (3)	100 (2)	100 (2)	84.4 (32)	60 (10)	50 (10)
East and North Hertfordshire NHS Trust	80 (5)	100 (5)	75 (4)	75 (4)	96.2 (52)	100 (19)	63.2 (19)
Frimley Health NHS Foundation Trust	93.8 (16)	100 (16)	100 (15)	60 (15)	93.1 (29)	100 (13)	53.8 (13)
Gateshead Health NHS Foundation Trust	50 (4)	100 (4)	100 (1)	100 (1)	83.3 (6)	66.7 (3)	66.7 (3)
Gloucestershire Hospitals NHS Foundation Trust	80 (5)	100 (5)	100 (3)	66.7 (3)	97.6 (41)	80 (5)	20 (5)
Great Western Hospitals NHS Foundation Trust	100 (5)	100 (5)	100 (5)	80 (5)	100 (12)	100 (4)	100 (4)
Guy's and St Thomas' NHS Foundation Trust	66.7 (18)	100 (18)	83.3 (6)	83.3 (6)	98.1 (54)	50 (6)	16.7 (6)
Hampshire Hospitals NHS Foundation Trust	66.7 (3)	100 (3)	100 (2)	100 (2)	100 (26)	100 (5)	80 (5)
Liverpool University Hospitals NHS Foundation Trust	50 (8)	100 (8)	100 (3)	100 (3)	88.2 (51)	91.7 (12)	50 (12)
London North West University Healthcare NHS Trust	60.9 (23)	100 (23)	100 (10)	80 (10)	100 (11)	88.9 (9)	55.6 (9)
Maidstone and Tunbridge Wells NHS Trust	83.3 (6)	100 (6)	100 (4)	100 (4)	100 (16)	100 (5)	80 (5)
Medway NHS Foundation Trust	100 (8)	100 (8)	100 (6)	66.7 (6)	93.1 (29)	100 (8)	75 (8)
Mid Yorkshire Hospitals NHS Trust	100 (11)	100 (11)	100 (10)	80 (10)	100 (45)	100 (13)	84.6 (13)
NHS Ayrshire and Arran	100 (3)	100 (3)	100 (3)	100 (3)	100 (11)	100 (3)	33.3 (3)
NHS Fife	87.5 (8)	100 (8)	100 (6)	83.3 (6)	100 (21)	90.9 (11)	72.7 (11)
NHS Lanarkshire	100 (6)	100 (6)	100 (6)	100 (6)	93.3 (15)	100 (6)	66.7 (6)
NHS Tayside	88.9 (9)	100 (9)	100 (6)	83.3 (6)	100 (11)	50 (4)	50 (4)
North Cumbria Integrated Care NHS Foundation Trusts	80 (10)	100 (10)	83.3 (6)	50 (6)	95.5 (67)	93.3 (15)	66.7 (15)
North West Anglia NHS Foundation Trust	62.5 (16)	87.5 (16)	100 (7)	85.7 (7)	57.7 (71)	70 (10)	40 (10)
Northern Health and Social Care Trust	75 (8)	100 (8)	100 (6)	50 (6)	100 (11)	100 (4)	75 (4)
Northumbria Healthcare NHS Foundation Trust	60 (5)	100 (5)	100 (3)	100 (3)	100 (26)	100 (4)	100 (4)
Portsmouth Hospitals NHS Trust	80 (15)	100 (15)	88.9 (9)	55.6 (9)	97.4 (39)	66.7 (9)	66.7 (9)
Royal Berkshire NHS Foundation Trust	83.3 (6)	100 (6)	100 (5)	60 (5)	100 (32)	100 (15)	73.3 (15)
Royal Brompton & Harefield NHS Foundation Trust	42.9 (7)	100 (7)	100 (1)	0 (1)	88.1 (42)	90 (10)	30 (10)
Royal Cornwall Hospitals NHS Trust	50 (4)	100 (4)	100 (2)	100 (2)	92.9 (14)	87.5 (8)	50 (8)
Royal Devon University Healthcare NHS Foundation Trust	76.9 (13)	100 (13)	100 (8)	100 (8)	80 (5)	100 (3)	33.3 (3)
Royal Free London NHS Foundation Trust	66.7 (12)	100 (12)	100 (7)	57.1 (7)	68.4 (19)	100 (4)	50 (4)
Royal United Hospital Bath NHS Foundation Trust	100 (9)	100 (9)	100 (9)	88.9 (9)	100 (13)	100 (4)	50 (4)
Sandwell and West Birmingham Hospitals NHS Trust	81 (21)	100 (21)	100 (11)	36.4 (11)	100 (38)	87.5 (8)	25 (8)
Shrewsbury and Telford Hospital NHS Trust	71.4 (7)	85.7 (7)	100 (4)	75 (4)	85.7 (14)	100 (6)	100 (6)
Somerset NHS Foundation Trust	100 (6)	100 (6)	100 (5)	80 (5)	92.3 (13)	100 (6)	66.7 (6)
South Tyneside & Sunderland NHS Foundation Trust	88.9 (9)	100 (9)	100 (6)	100 (6)	100 (29)	88.9 (9)	55.6 (9)
Southern Health and Social Care Trust	83.3 (6)	100 (6)	100 (4)	50 (4)	100 (7)	100 (4)	75 (4)
Swansea Bay Health Board	88.9 (9)	100 (9)	85.7 (7)	85.7 (7)	100 (12)	80 (5)	60 (5)
The Royal Wolverhampton Hospitals NHS Trust	33.3 (9)	100 (9)	100 (3)	66.7 (3)	98.3 (58)	100 (13)	46.2 (13)
The University Hospitals Of Derby and Burton	53.8 (13)	100 (13)	100 (6)	83.3 (6)	89.5 (38)	95.2 (21)	61.9 (21)
United Lincolnshire Hospitals NHS Trust	66.7 (12)	91.7 (12)	100 (6)	100 (6)	100 (34)	88.9 (9)	55.6 (9)
University Hospitals Dorset NHS Foundation Trust	64.3 (14)	100 (14)	100 (7)	85.7 (7)	89.2 (37)	100 (7)	85.7 (7)
Western Health and Social Care Trust	75 (8)	100 (8)	83.3 (6)	50 (6)	100 (9)	100 (6)	50 (6)
Worcestershire Acute Hospitals NHS Trust	83.3 (12)	100 (12)	87.5 (8)	87.5 (8)	92.9 (14)	100 (6)	33.3 (6)
York and Scarborough Teaching Hospitals NHS Foundation Trust	72.2 (18)	94.4 (18)	100 (9)	55.6 (9)	90.2 (51)	100 (10)	90 (10)

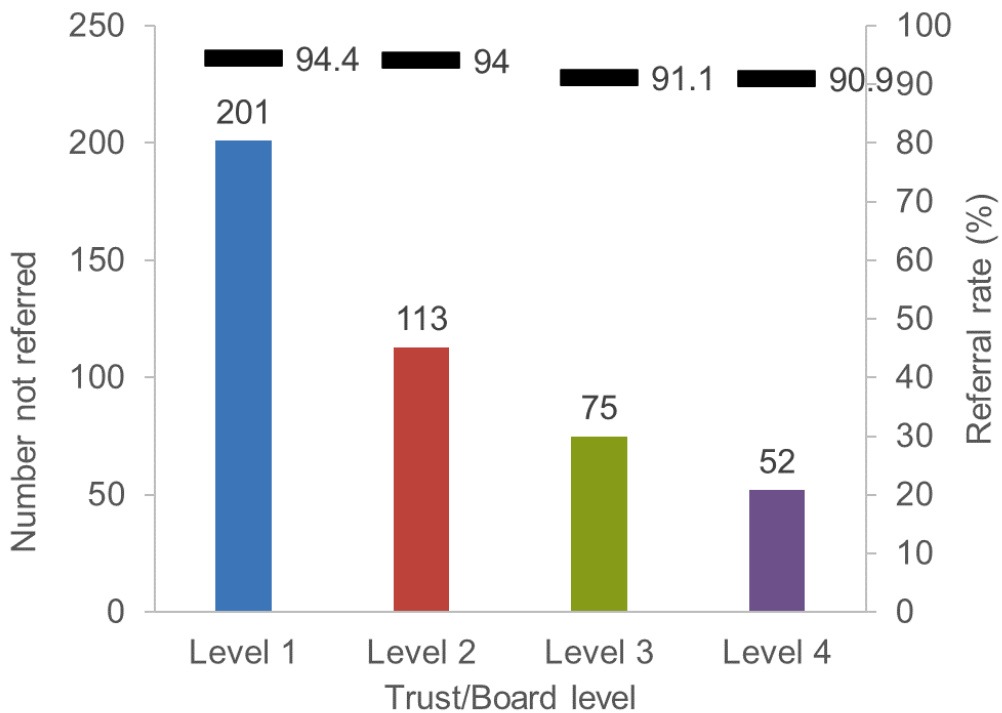
Comparison of neurological death testing by level

1 January 2022 - 31 December 2022



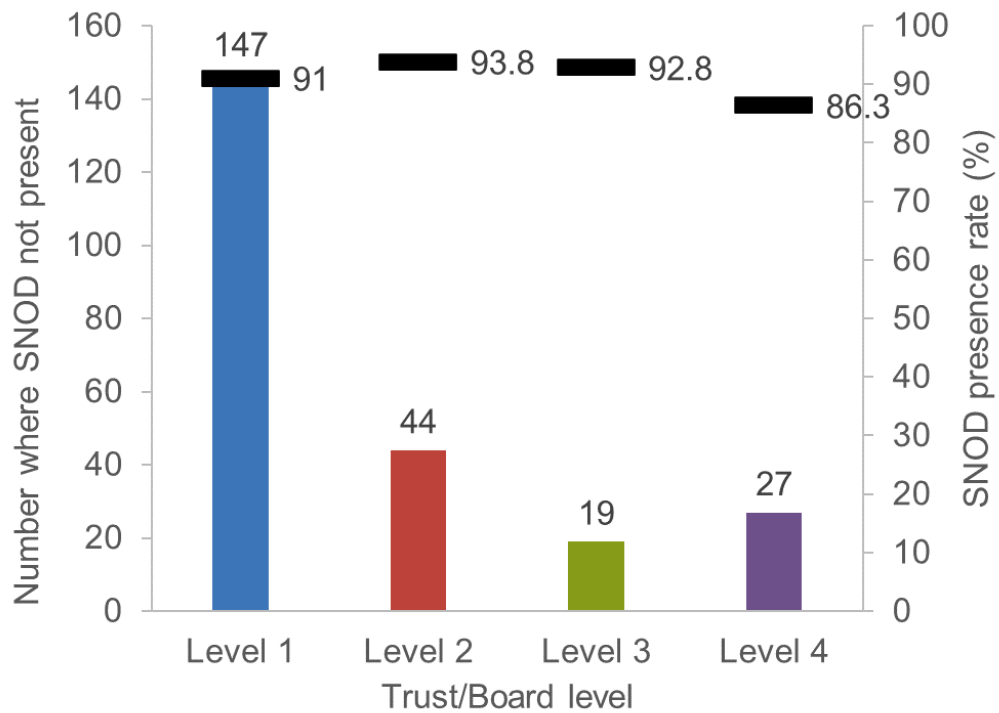
Comparison of combined DBD and DCD referral by level

1 January 2022 - 31 December 2022



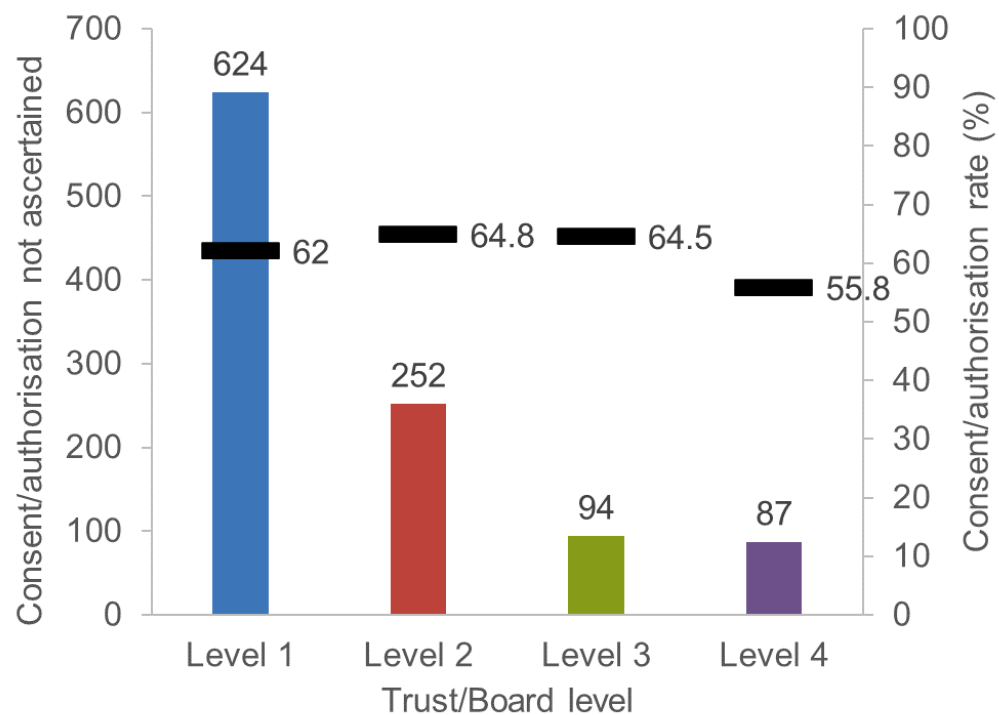
Comparison of combined DBD and DCD SNOD presence by level

1 January 2022 - 31 December 2022



Comparison of combined DBD and DCD consent/authorisation by level

1 January 2022 - 31 December 2022



Level 2 group key

Key	Trust/Board	Adult neuro ICU	Major Trauma Centre	Paediatric ICU	Cardiothoracic ICU	Transplant centre
1	Ashford and St Peter's Hospitals NHS Foundation Trust					
2	Bedfordshire Hospitals NHS Foundation Trust					
3	Blackpool Teaching Hospitals NHS Foundation Trust				C	
4	Bradford Teaching Hospitals NHS Foundation Trust					
5	Calderdale and Huddersfield NHS Foundation Trust					
6	Countess Of Chester Hospital NHS Foundation Trust					
7	County Durham and Darlington NHS Foundation Trust					
8	Cwm Taf Morgannwg Health Board					
9	East Lancashire Hospitals NHS Trust					
10	East Suffolk and North Essex NHS Foundation Trust					
11	East Sussex Healthcare NHS Trust					
12	East and North Hertfordshire NHS Trust					
13	Frimley Health NHS Foundation Trust					
14	Gateshead Health NHS Foundation Trust					
15	Gloucestershire Hospitals NHS Foundation Trust					
16	Great Western Hospitals NHS Foundation Trust					
17	Guy's and St Thomas' NHS Foundation Trust			P		T
18	Hampshire Hospitals NHS Foundation Trust					
19	Liverpool University Hospitals NHS Foundation Trust					T
20	London North West University Healthcare NHS Trust					
21	Maidstone and Tunbridge Wells NHS Trust					
22	Medway NHS Foundation Trust					
23	Mid Yorkshire Hospitals NHS Trust					
24	NHS Ayrshire and Arran					
25	NHS Fife					
26	NHS Lanarkshire					
27	NHS Tayside	N	MT			
28	North Cumbria Integrated Care NHS Foundation Trusts					
29	North West Anglia NHS Foundation Trust					
30	Northern Health and Social Care Trust					
31	Northumbria Healthcare NHS Foundation Trust					
32	Portsmouth Hospitals NHS Trust					T
33	Royal Berkshire NHS Foundation Trust					
34	Royal Brompton & Harefield NHS Foundation Trust			P	C	T
35	Royal Cornwall Hospitals NHS Trust					
36	Royal Devon University Healthcare NHS Foundation Trust					
37	Royal Free London NHS Foundation Trust	N				T
38	Royal United Hospital Bath NHS Foundation Trust					
39	Sandwell and West Birmingham Hospitals NHS Trust					
40	Shrewsbury and Telford Hospital NHS Trust					
41	Somerset NHS Foundation Trust					
42	South Tyneside & Sunderland NHS Foundation Trust					
43	Southern Health and Social Care Trust					
44	Swansea Bay Health Board				C	
45	The Royal Wolverhampton Hospitals NHS Trust				C	
46	The University Hospitals Of Derby and Burton					
47	United Lincolnshire Hospitals NHS Trust					
48	University Hospitals Dorset NHS Foundation Trust					
49	Western Health and Social Care Trust					
50	Worcestershire Acute Hospitals NHS Trust					
51	York and Scarborough Teaching Hospitals NHS Foundation Trust					