



# QUOD Statistics

July 2021



# QUOD Bioresource Key Figures

**Date** 1 July 2021

**Donors** 5,517

**Samples** 101,442 in total, including:

**Blood** 52,223 samples

**Urine** 12,104 samples

**Kidney** 14,140 samples (7,163 biopsies)

**Liver** 7,364 samples (3,700 biopsies)

**Ureter** 8,074 samples (4,078 biopsies)

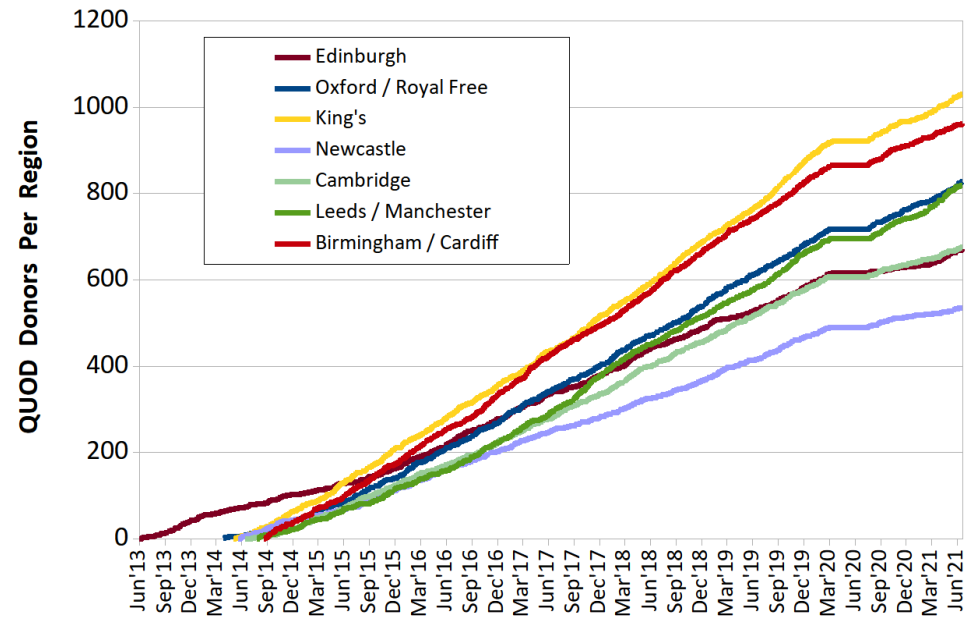
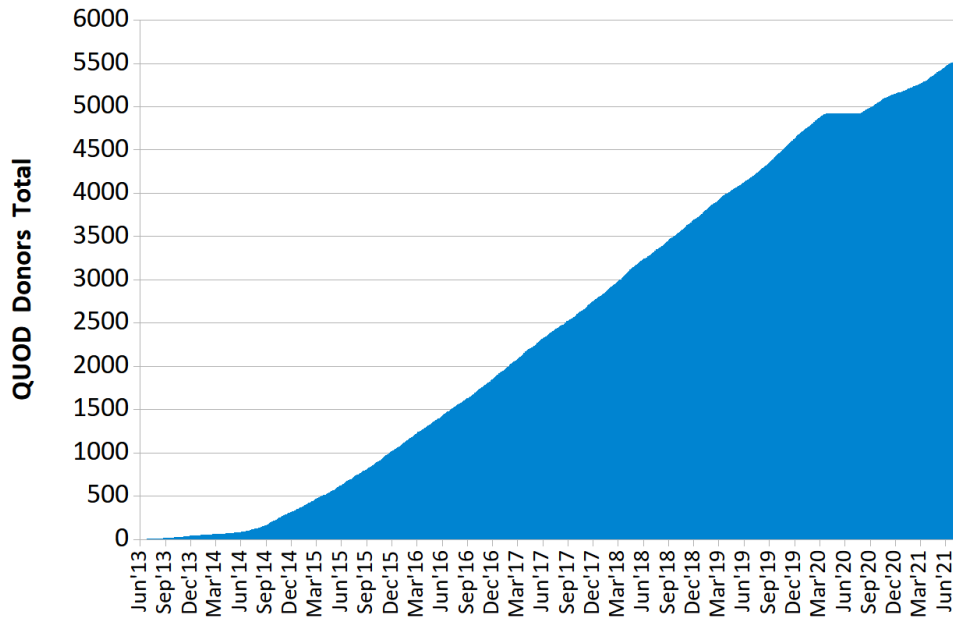
**Spleen** 4,152 samples (4,152 biopsies)

**BAL** 178 samples

**Heart** 3,207 samples (1,611 biopsies)

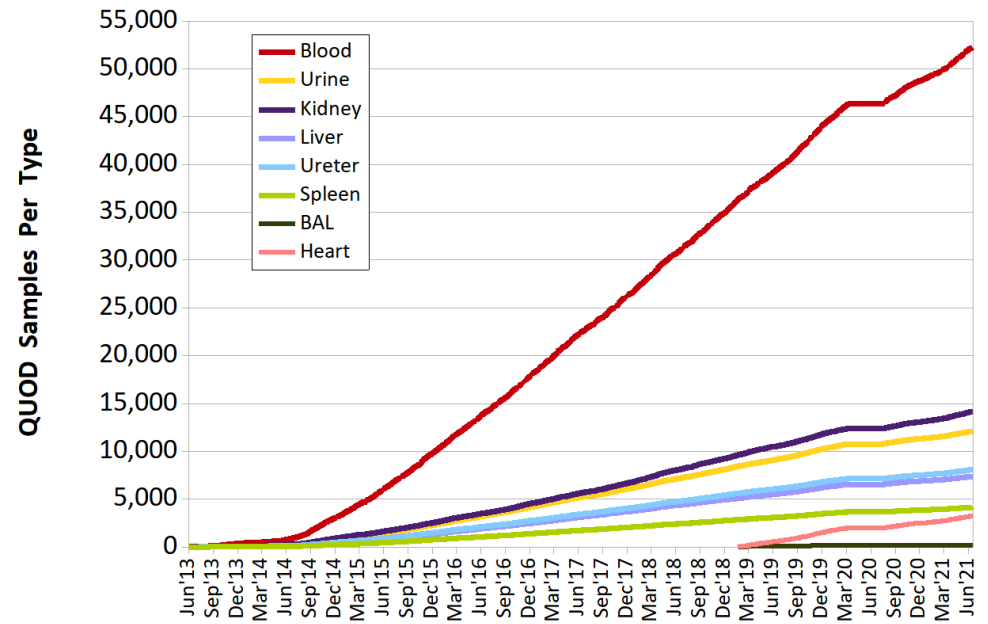
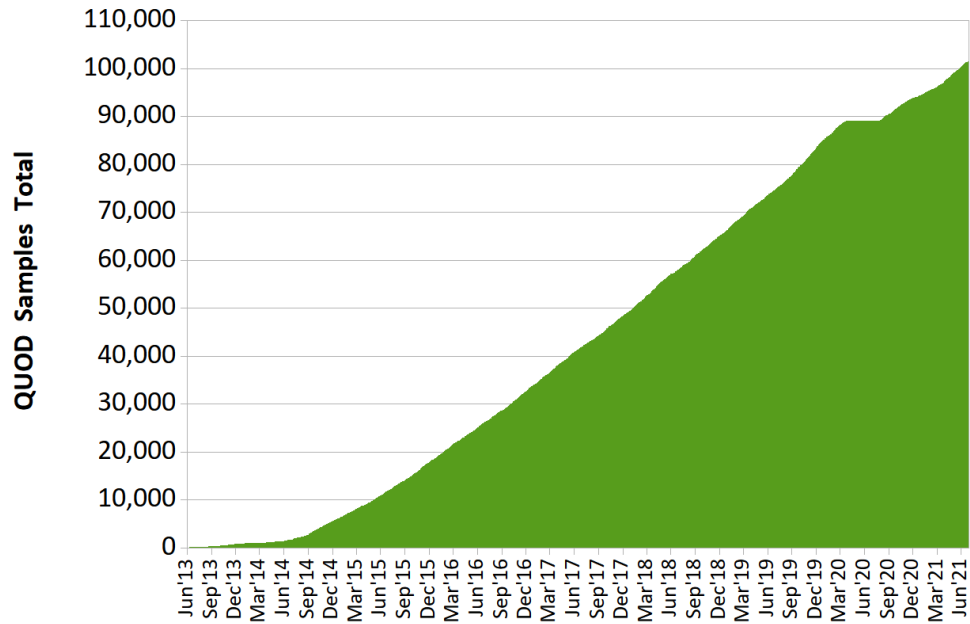


# QUOD Donors In Total and Per Region





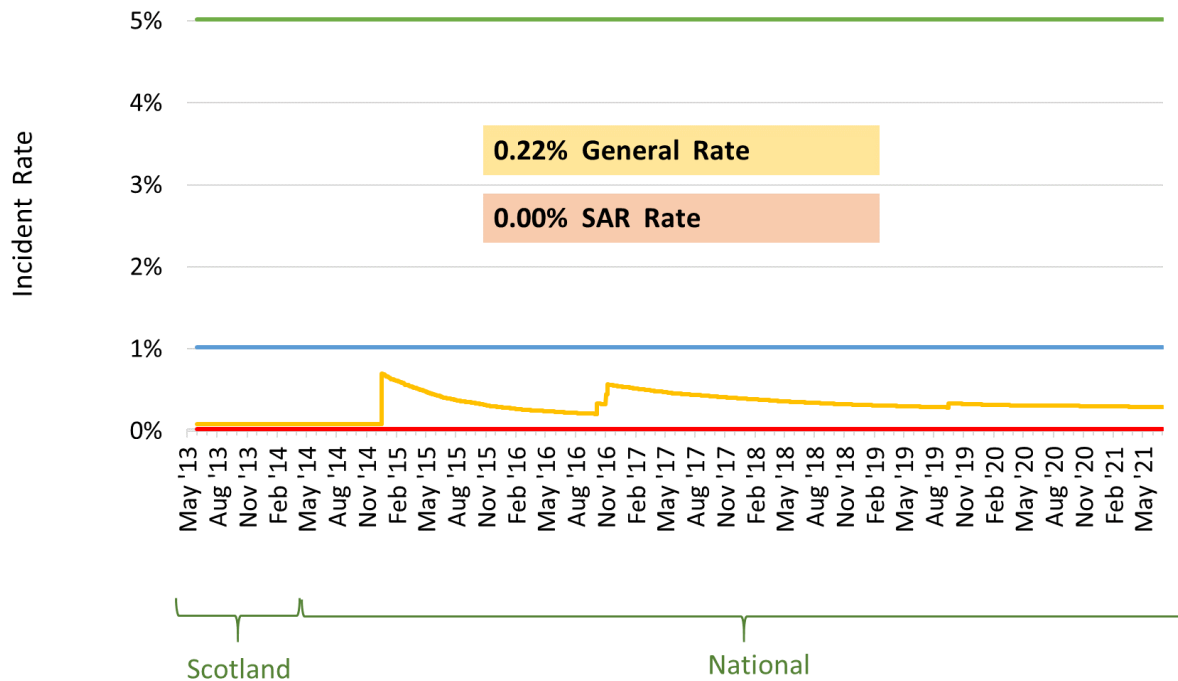
# QUOD Samples In Total and Per Type



# QUOD Biopsy and Incident Metrics



Donor liver biopsies of transplanted livers



- Baseline – Literature
- Baseline – QUOD
- Liver – General
- Liver – SAR

Year	Gen	SAR	Tx
2013	0	0	24
2014	1	0	148
2015	0	0	320
2016	3	0	385
2017	0	0	395
2018	0	0	418
2019	1	0	384
2020	0	0	194
2021	0	0	142
<b>Total</b>	<b>5</b>	<b>0</b>	<b>2410</b>

## General Incidents:

Clinical incidents – no significant recipient consequences or thought not to be attributable to a QUOD biopsy

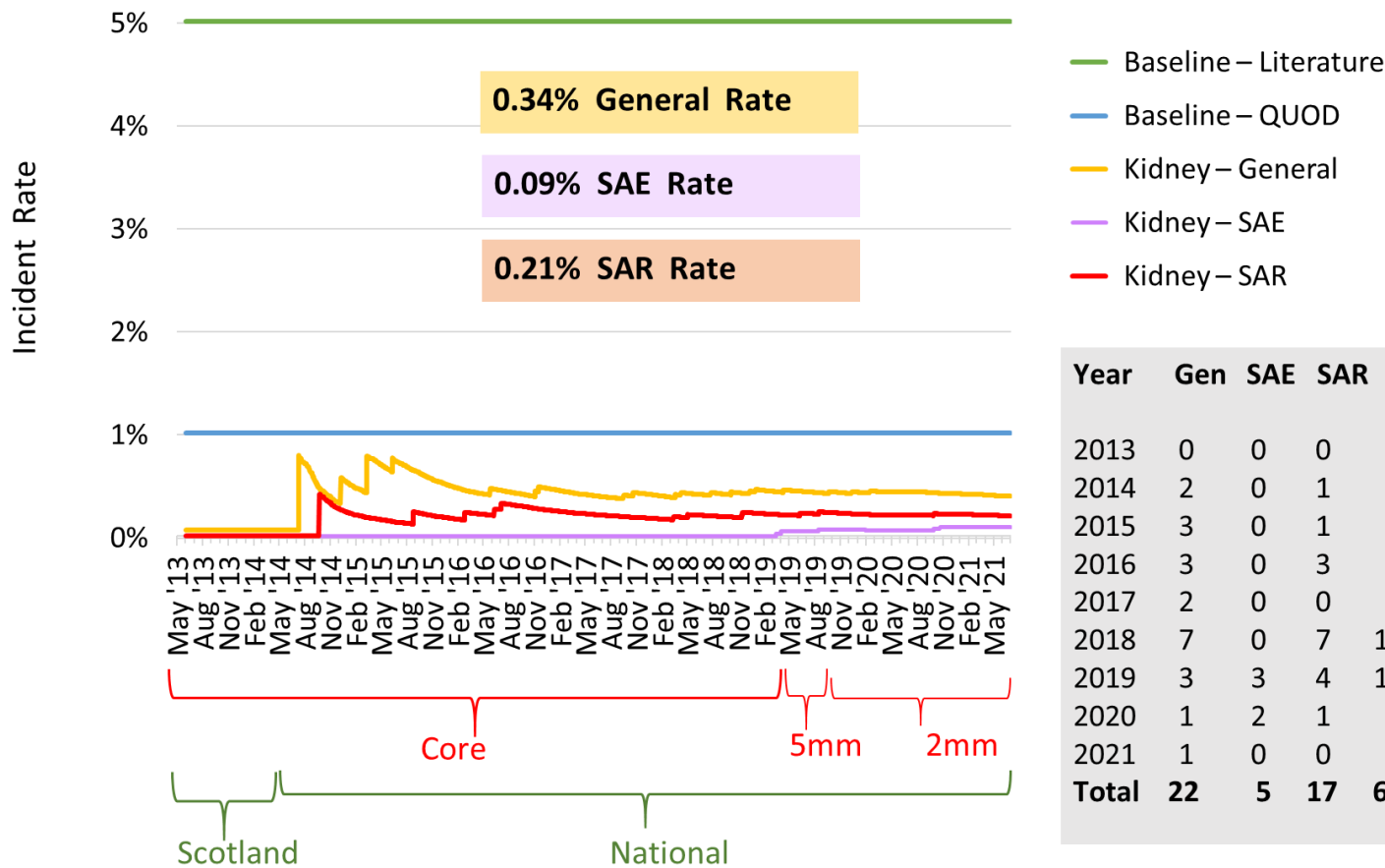
## Serious Adverse Reactions:

Clinical incidents with recipient consequences – considered as most likely due to a QUOD biopsy

# QUOD Biopsy and Incident Metrics



## Donor kidney biopsies of transplanted kidneys



Year	Gen	SAE	SAR	Tx
2013	0	0	0	67
2014	2	0	1	374
2015	3	0	1	719
2016	3	0	3	870
2017	2	0	0	925
2018	7	0	7	1124
2019	3	3	4	1135
2020	1	2	1	535
2021	1	0	0	417
<b>Total</b>	<b>22</b>	<b>5</b>	<b>17</b>	<b>6166</b>

## 2019 Kidney Incidents

### General:

1 x 5mm Punch Biopsy  
2 x 2mm Punch Biopsy

### SAE:

2 x 5mm Punch Biopsy  
1 x 2mm Punch Biopsy

### SAR:

3 x 5mm Punch Biopsy  
1 x 2mm Punch Biopsy

## 2020 Kidney Incidents

### General:

1 x 2mm Punch Biopsy

### SAE:

2 x 2mm Punch Biopsy

### SAR:

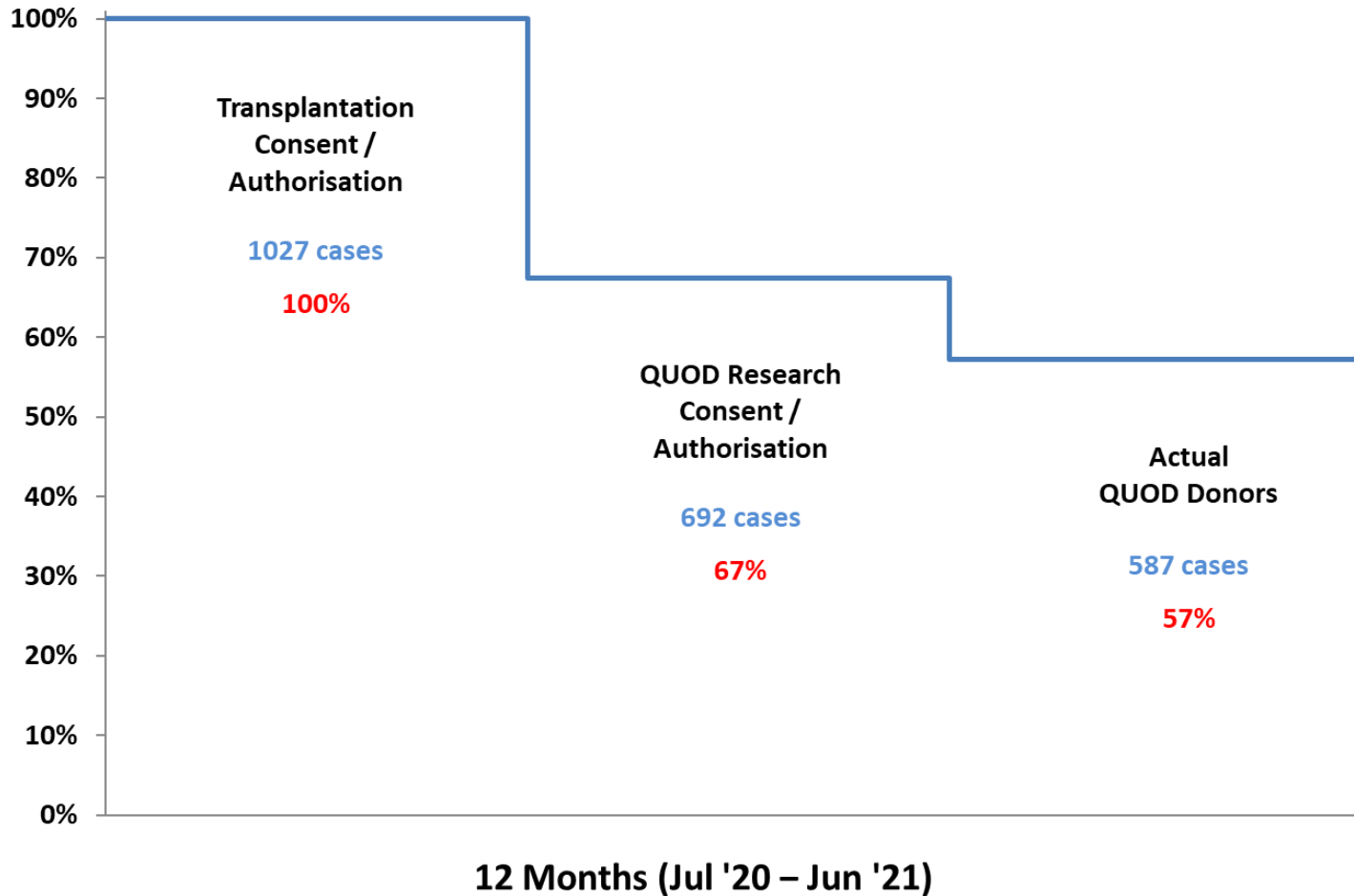
1 x 2mm Punch Biopsy

## 2021 Kidney Incidents

### General:

1 x 2mm Punch Biopsy

# Consent for QUOD Research and Actual QUOD Donors — Step Chart

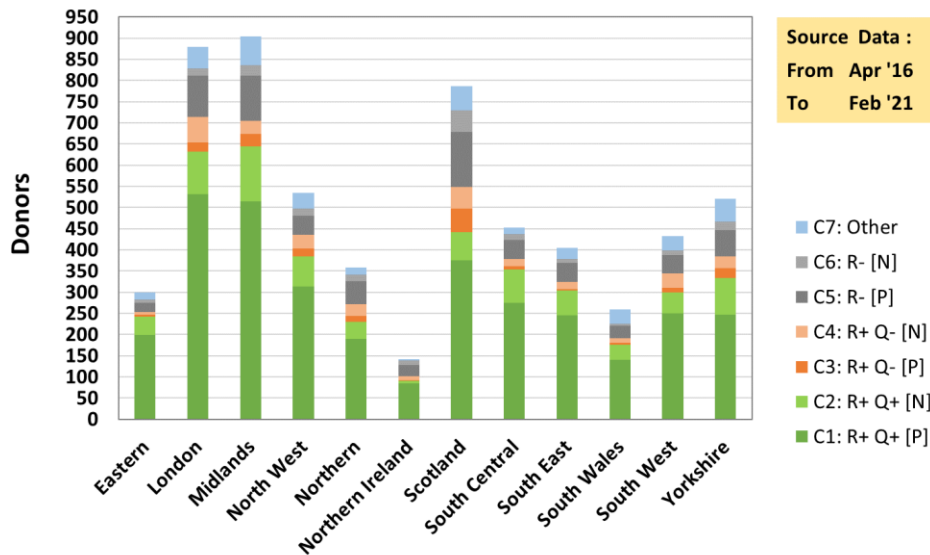


\* QUOD sample collection was paused from end of March 2020 - end July 2020

# Consent for QUOD Research and Actual QUOD Donors — Per SNOD Team

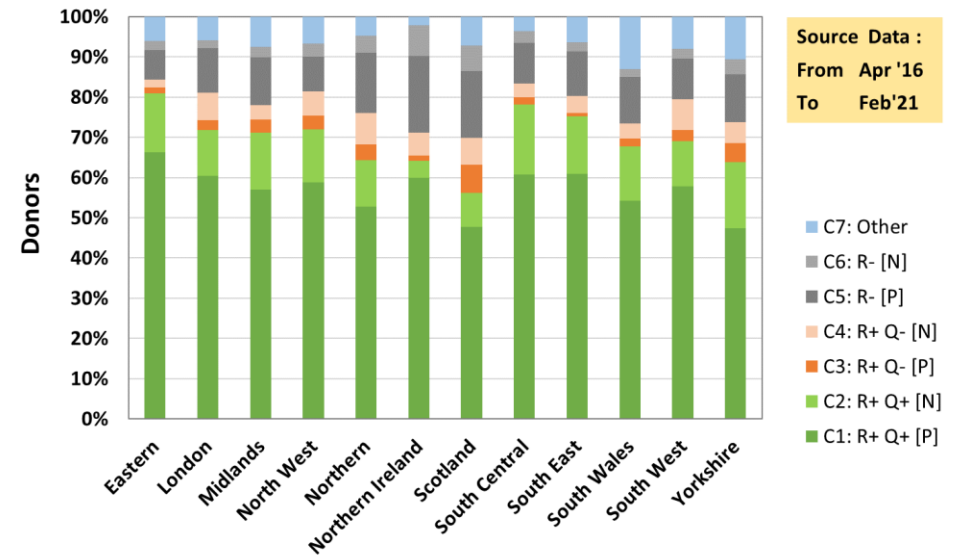
Donor Groups by Research Consent (R+) and QUOD Inclusion (Q+)

[P] Proceeding [N] Non-proceeding



Donor Groups by Research Consent (R+) and QUOD Inclusion (Q+)

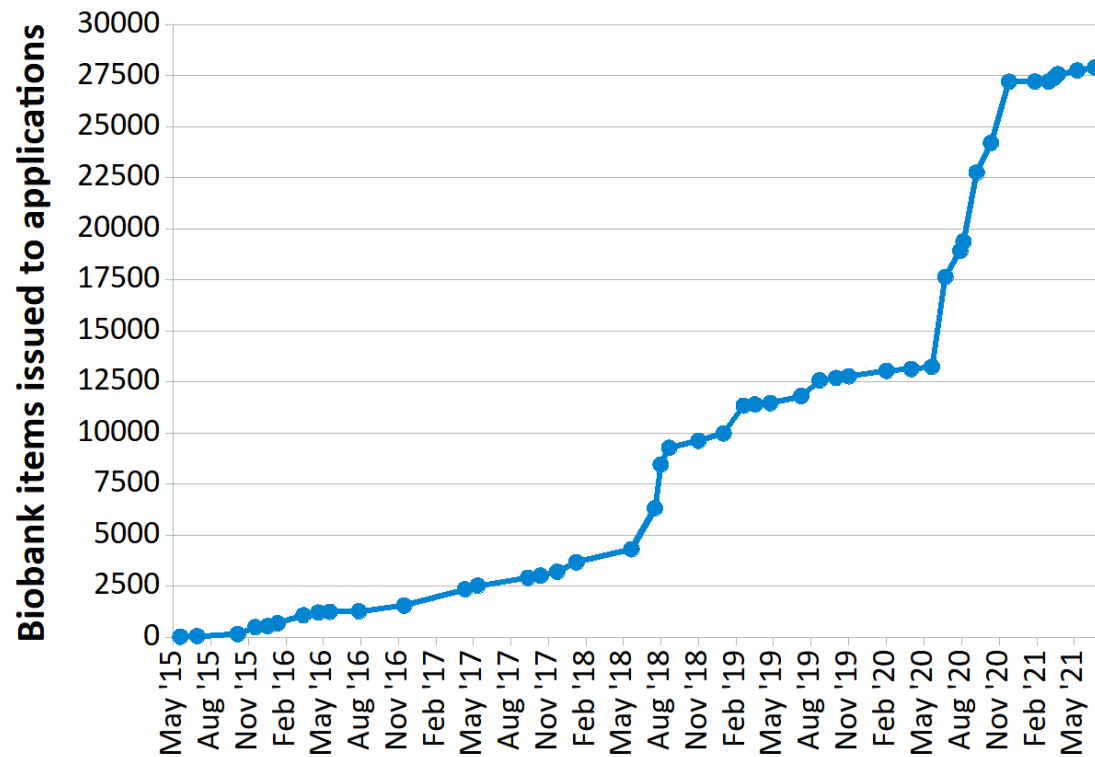
[P] Proceeding [N] Non-proceeding



- QUOD sample collection was paused from end of March 2020 - end July 2020



# QUOD Samples Issued to Applications



- Biobank items issued to applications: 27,909
- Total number of research project applications: 66
- New applications (currently at preliminary stage): 15
- Applications approved by the Steering Committee: 51
- Among the approved applications, 37 were completed by QUOD and 14 are in progress