

A thick blue wavy line that spans the width of the slide, starting from the left edge and curving upwards towards the right.

What's Hot, What's New?

Activity Update in Living Donation

Matthew Robb

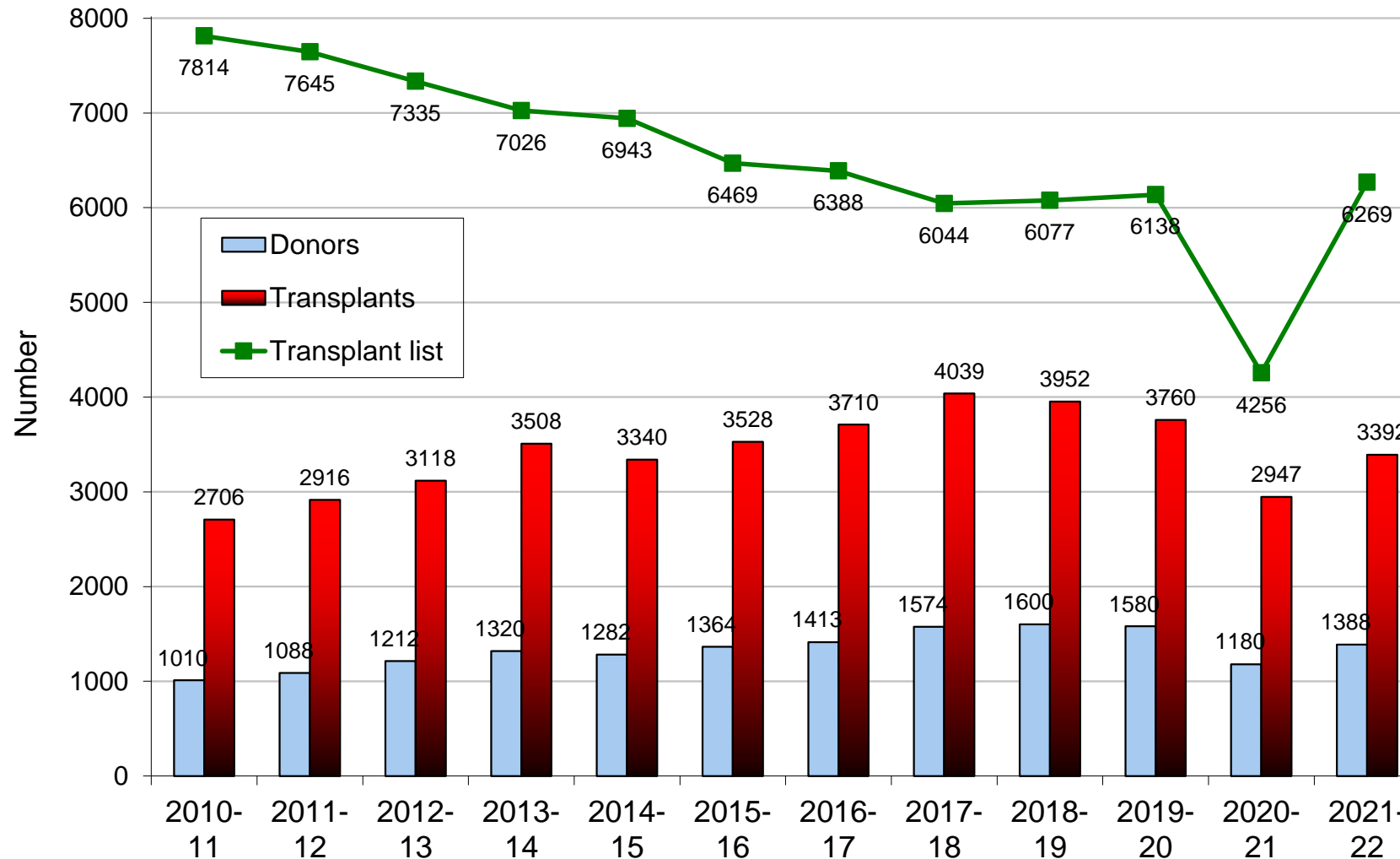
Statistics and Clinical Studies

NHSBT

Summary of Activity



Deceased donors, transplants and transplant waiting list



Comparing with
Last year **2 years ago**

47% increase
in waiting lists

2% increase in
waiting lists

15% increase
in transplants
(all organs)

10% fall in
transplants
(all organs)

18% increase
in deceased
organ donors

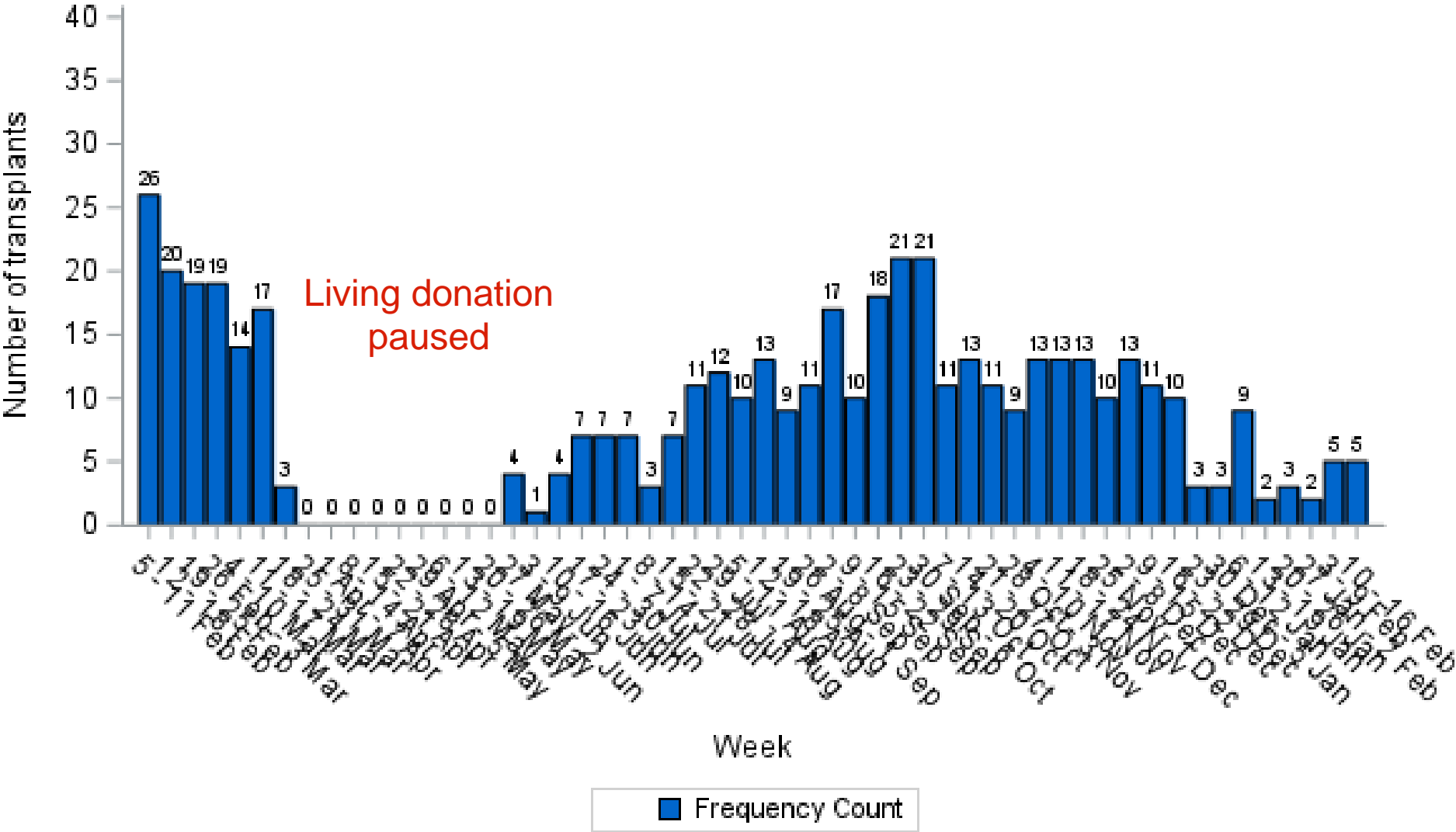
12% fall in
deceased
organ donors

UK living donor kidney transplants

5 February 2020 – 16 February 2021

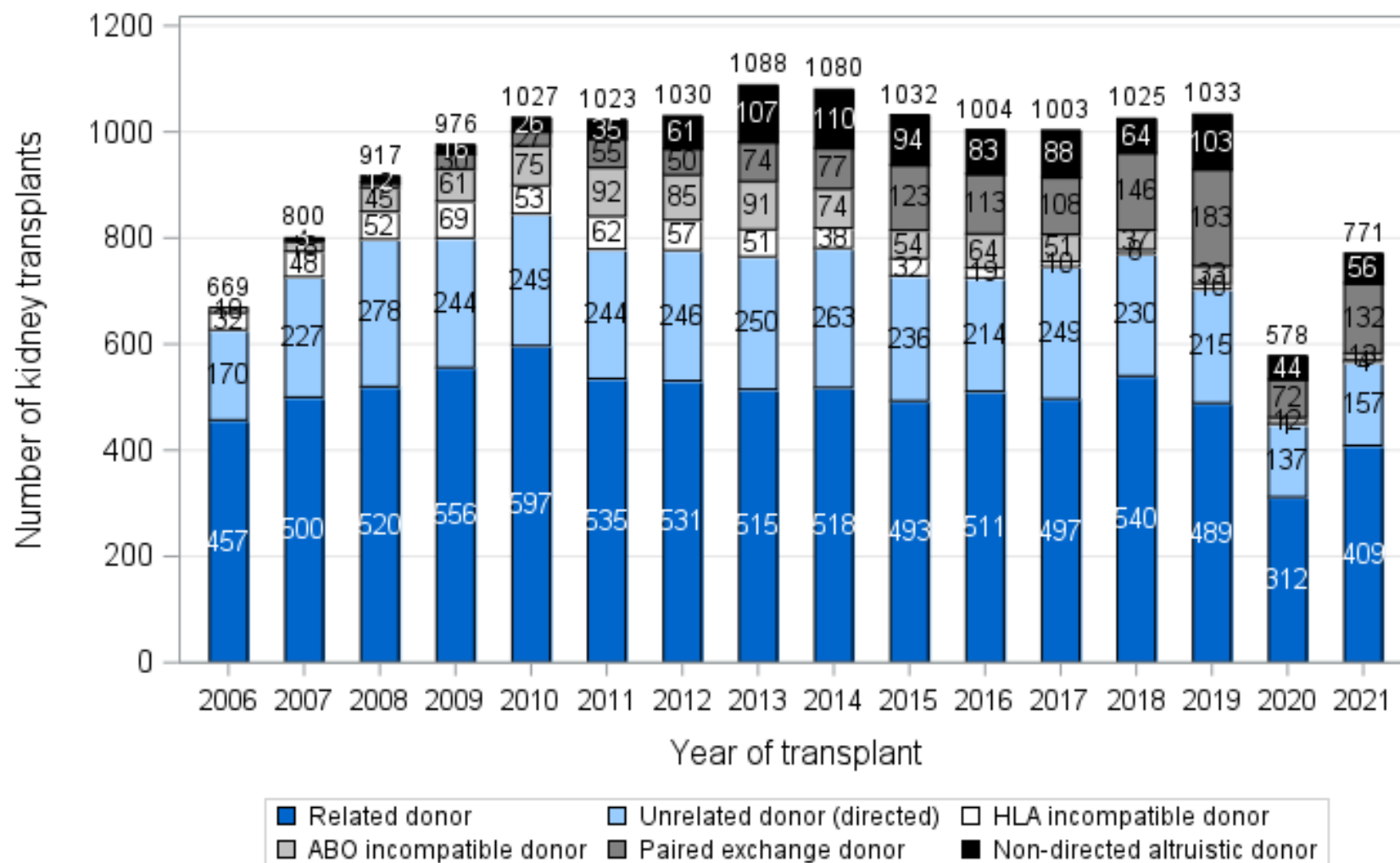


Blood and Transplant



Living donor kidney transplants by year

Living donor kidney transplants in the UK, 1 January 2006 - 31 December 2021



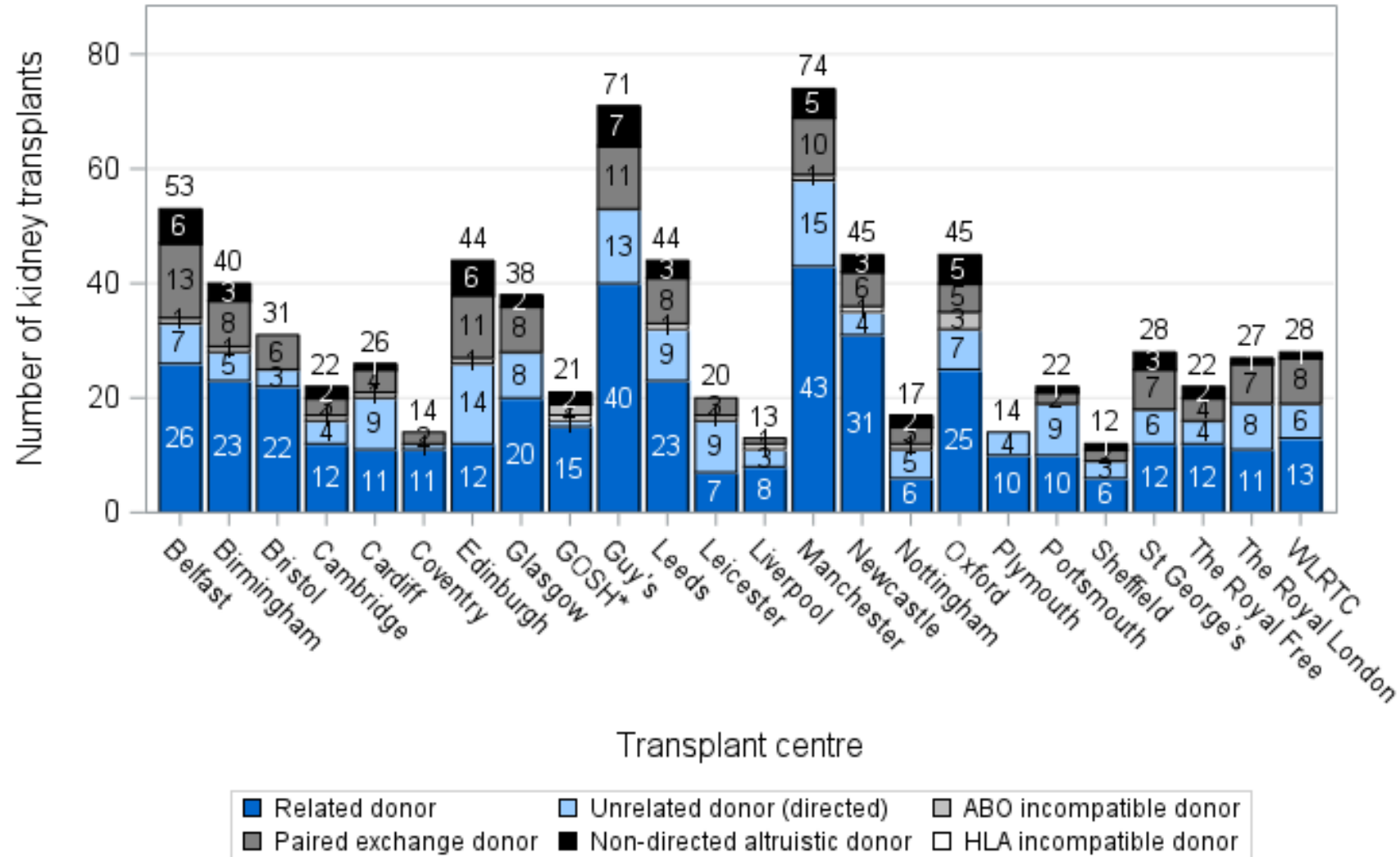
45% decrease in living donor kidney transplants in 2020

25% decrease in 2021, compared to 2019

Living donor kidney transplants by centre

Blood and Transplant

Living donor kidney transplants in the UK, 2021

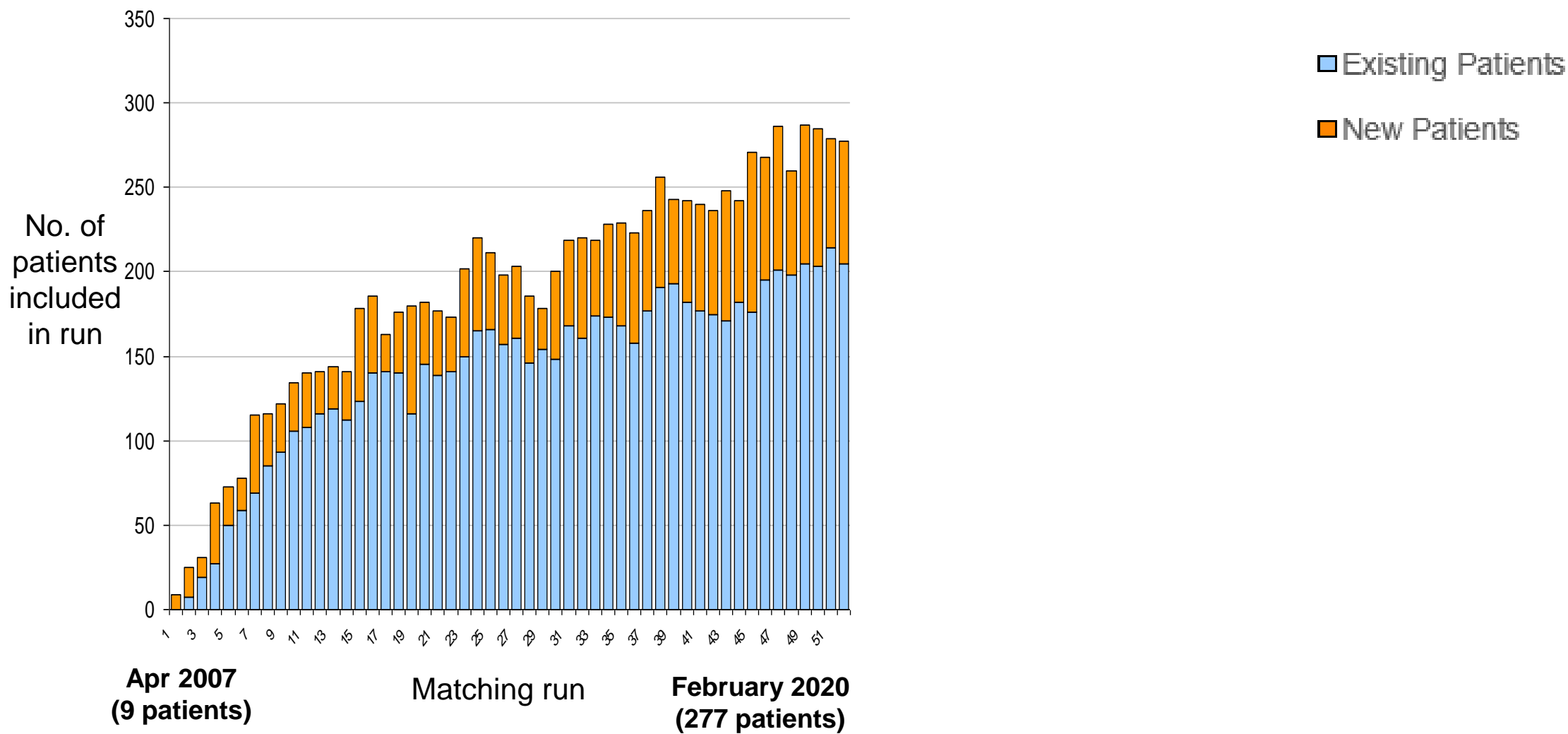


UK Living Kidney Sharing Scheme



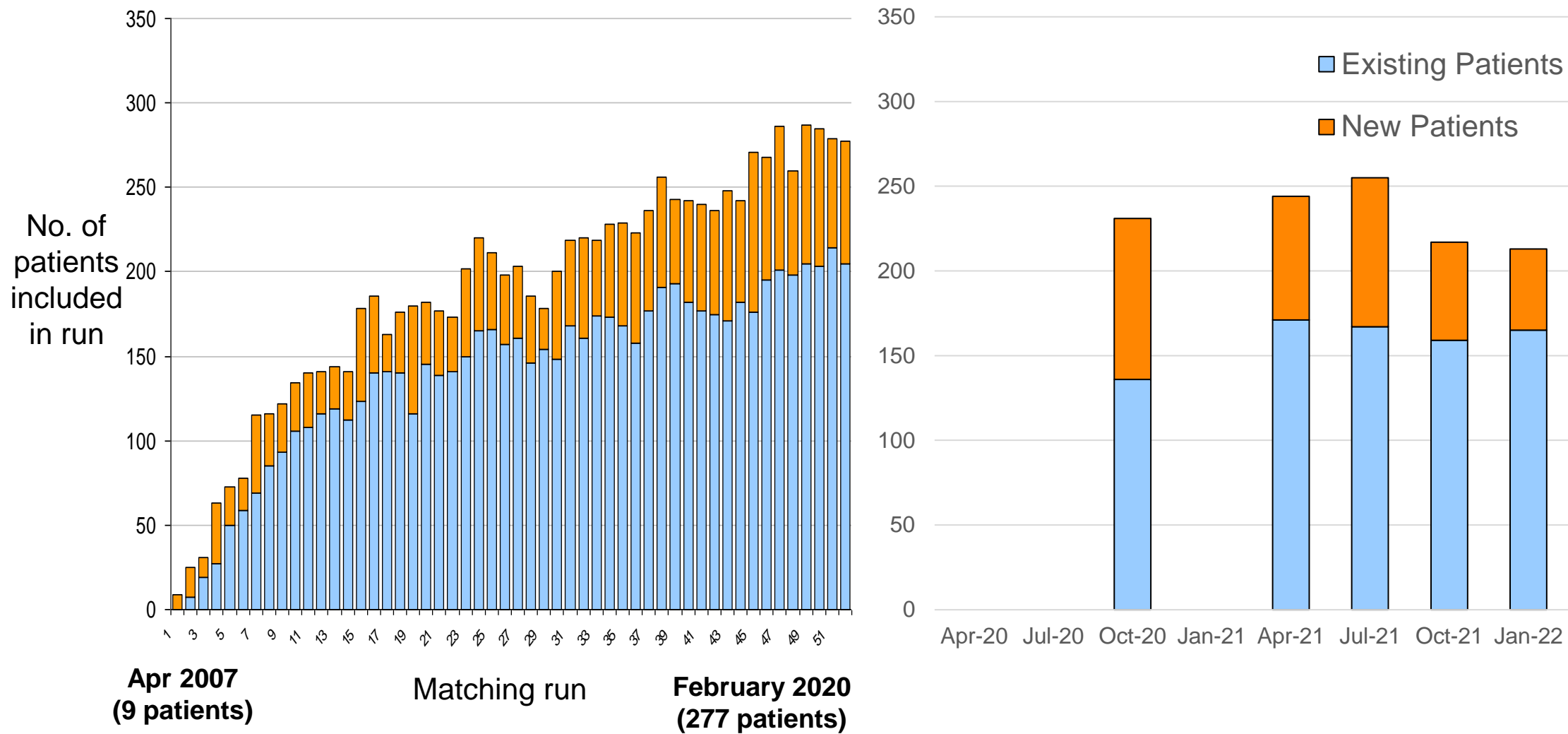
Number of Patients in Quarterly Matching Runs

Blood and Transplant

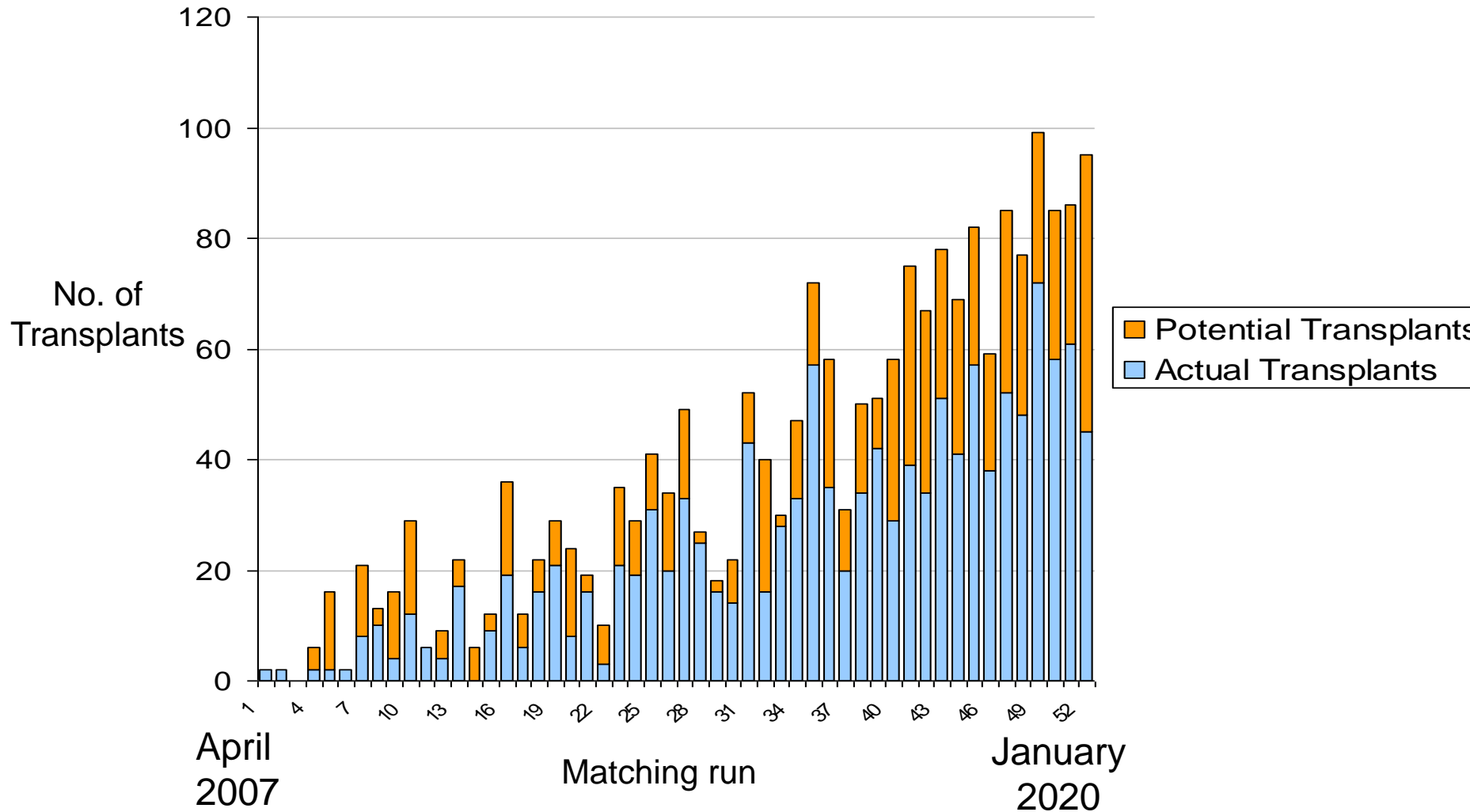


Number of Patients in Quarterly Matching Runs

Blood and Transplant



Potential and Actual Transplants

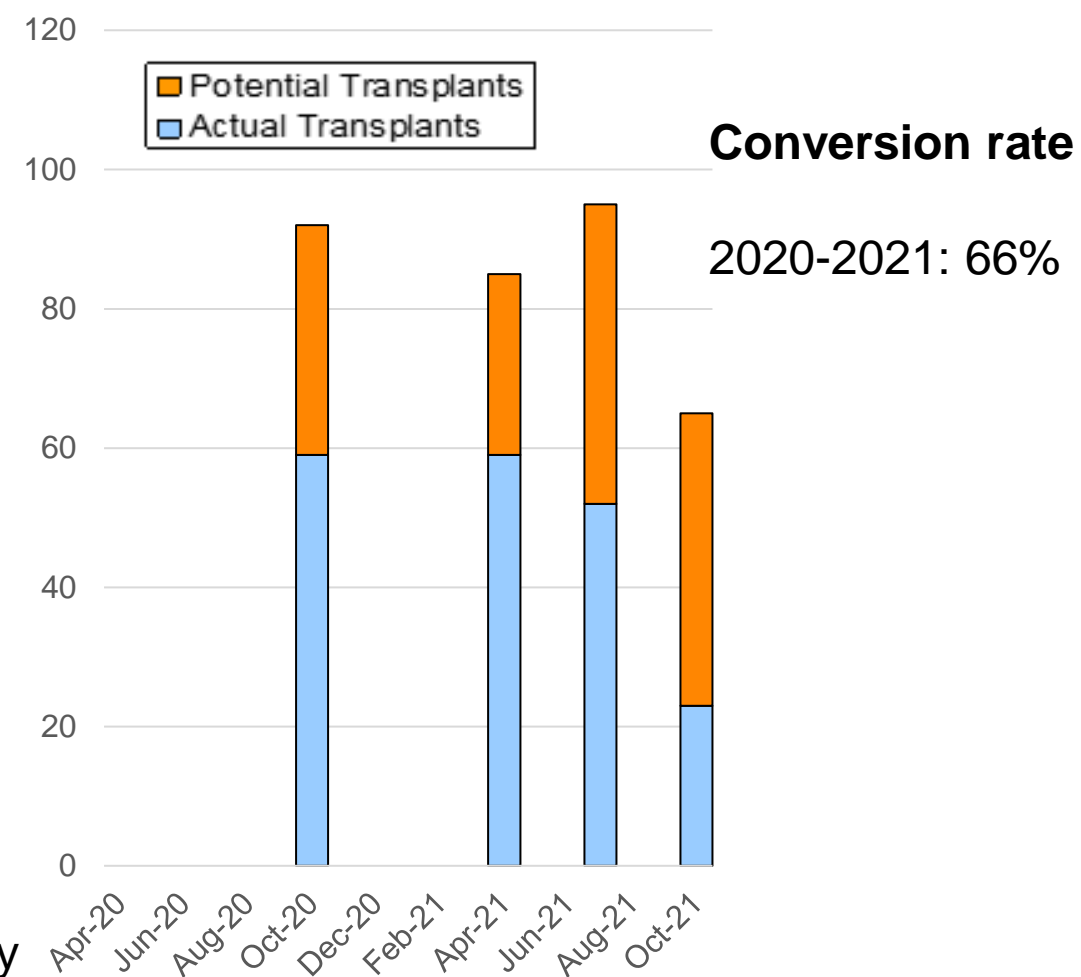
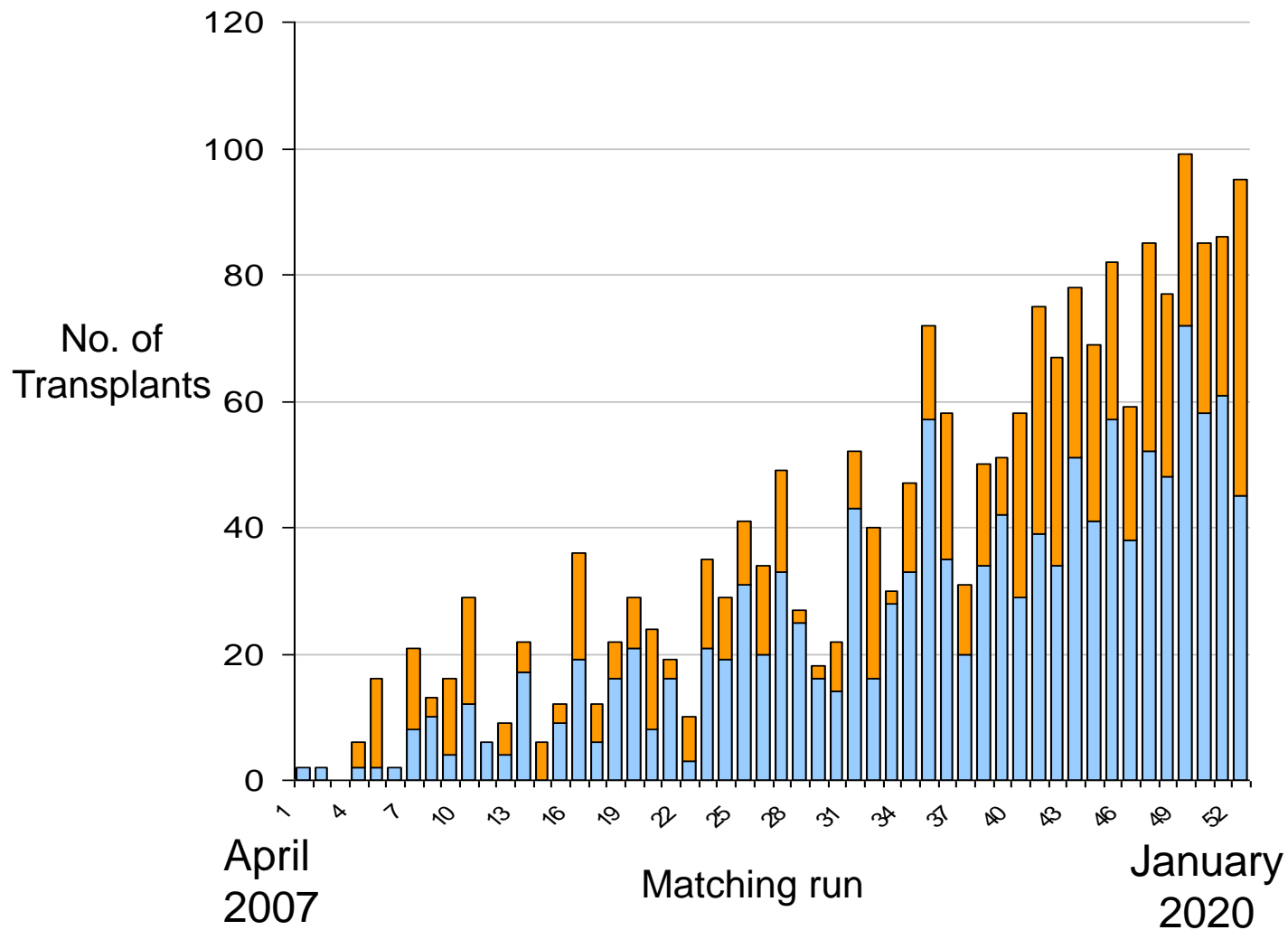


Conversion rate

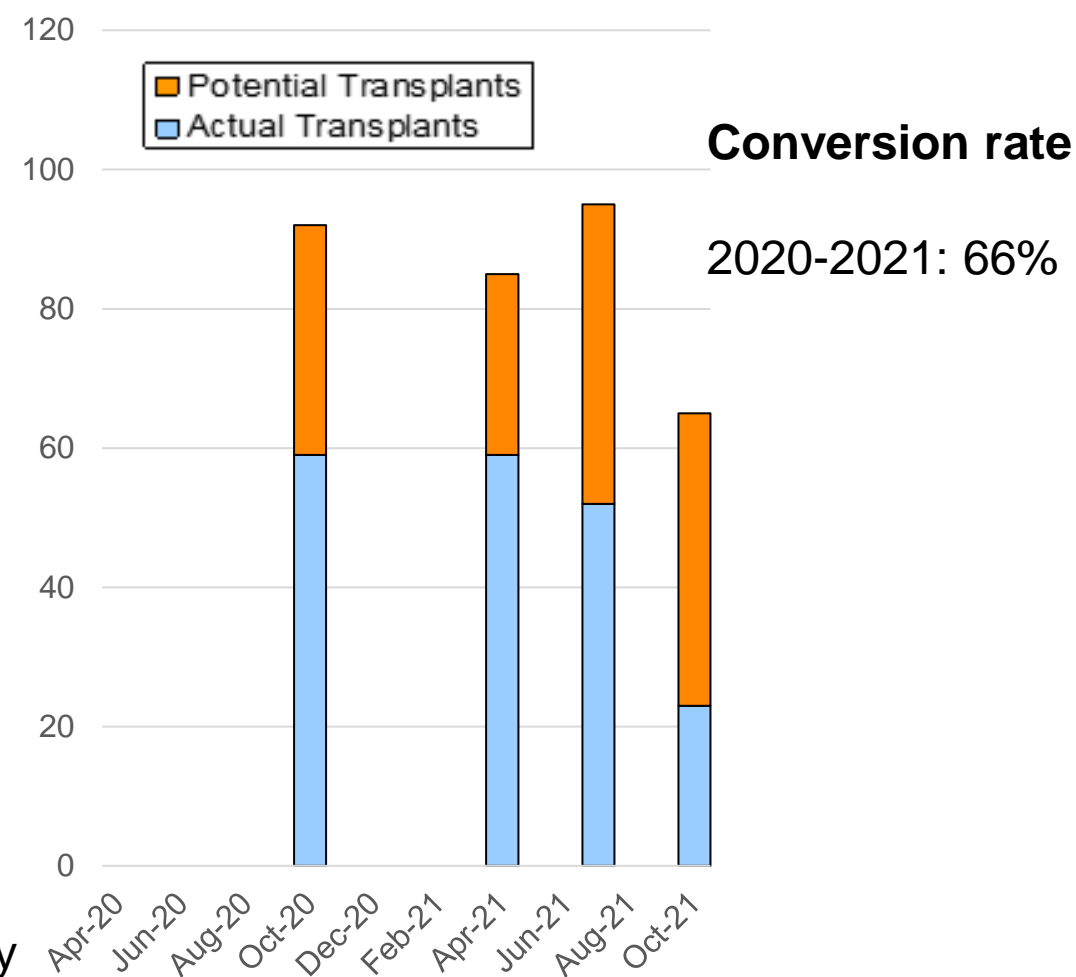
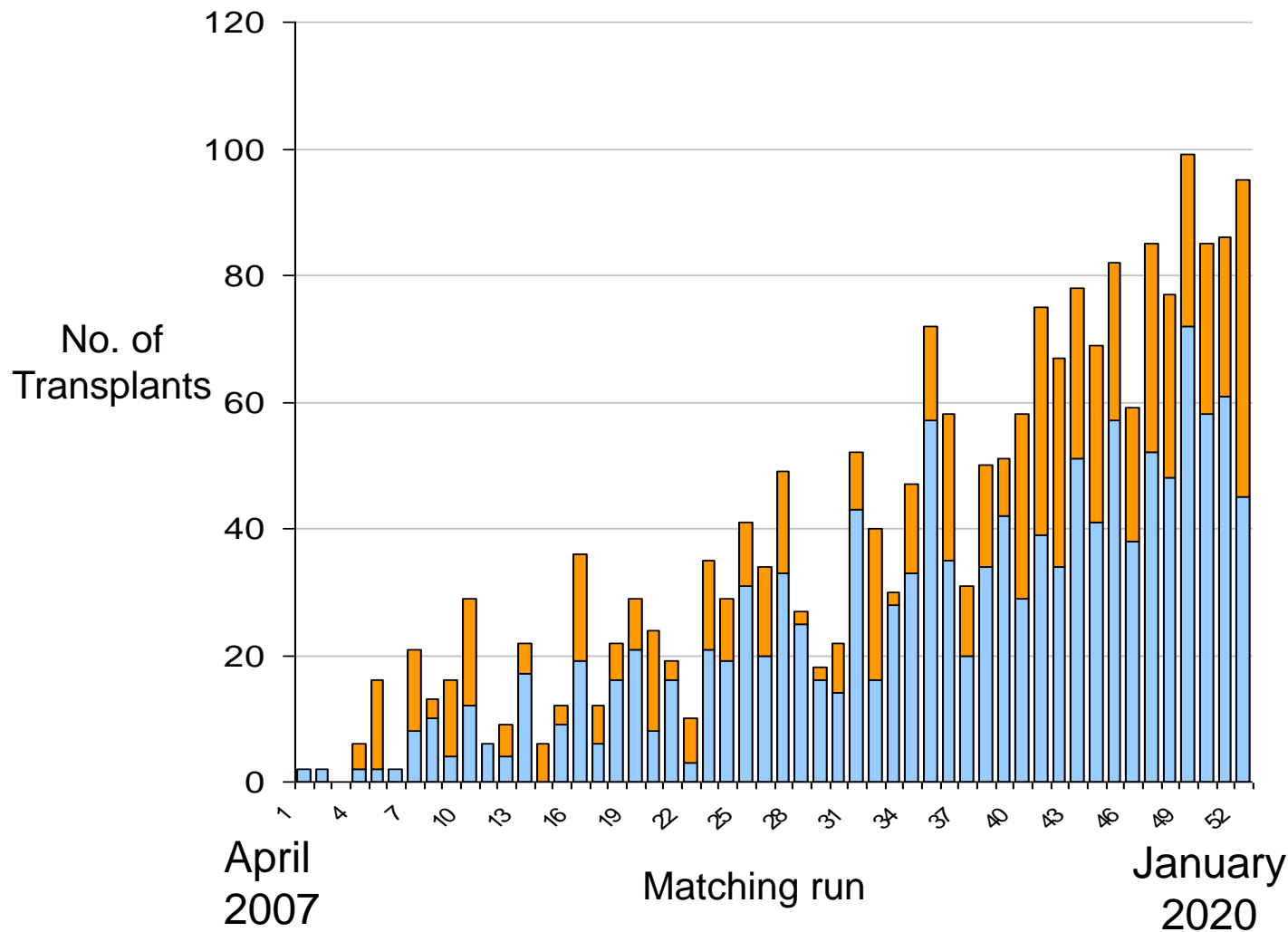
2007-2020: 65%

April-October 2019: 73%

Potential and Actual Transplants



Potential and Actual Transplants



Over 1450 transplants have now taken place via the UKLKSS

Reducing non-proceeding transplants: Feedback

NHS


Blood and Transplant

Non-proceeding or delayed transplants through the UK Living Kidney Sharing Schemes

This information is being requested to analyse the reasons for non-proceeding transplants identified through the UK Living Kidney Sharing Scheme. The data will then be used as part of the ongoing process of improving the rates of proceeding transplants through the scheme. Before submitting your response please ensure you have discussed the cause and any remedial action with the wider multi-disciplinary team.

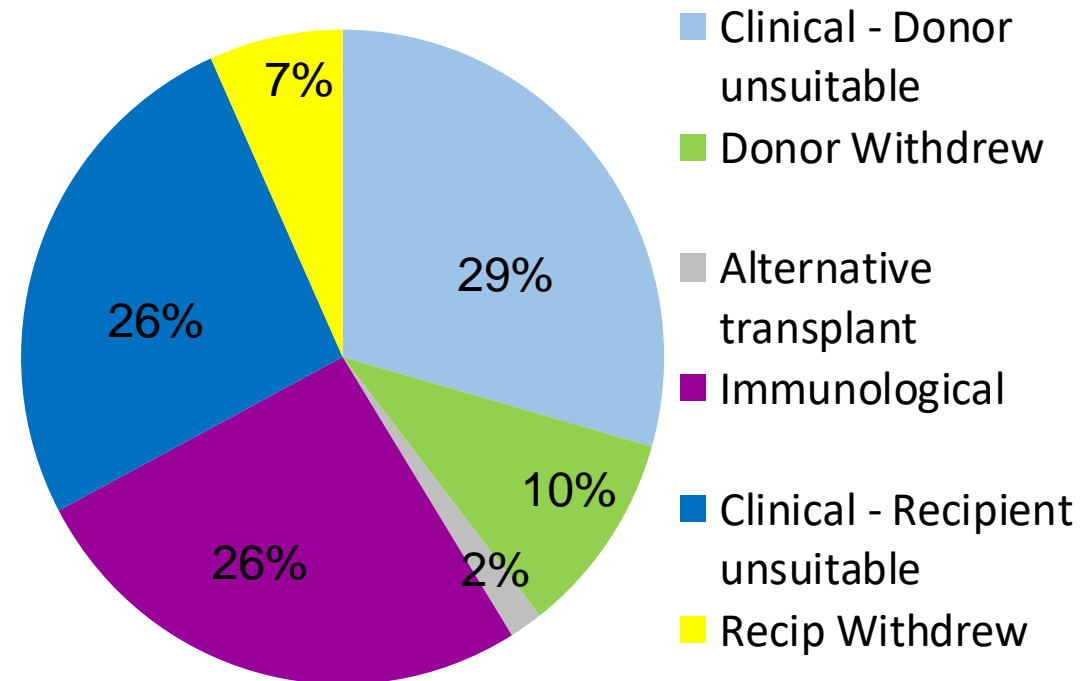
* Feedback ID (from the covering email)

Next

Powered by
 **SurveyMonkey**
See how easy it is to [create a survey](#).

[Privacy & Cookie Policy](#)

January 2018- January 2022 (119 reasons)



Reducing delays: Feedback



Blood and Transplant



Blood and Transplant

Reasons for delayed transplants through the UK Living Kidney Sharing Schemes

This information is being requested to analyse the reasons for delayed transplants identified through the UK Living Kidney Sharing Scheme. The data will then be used as part of the ongoing process of improving the rates of proceeding transplants through the scheme. Before submitting your response please ensure you have discussed the cause and any remedial action with the wider multi-disciplinary team.

* Feedback ID (from the covering email)

Resources and Further Detail

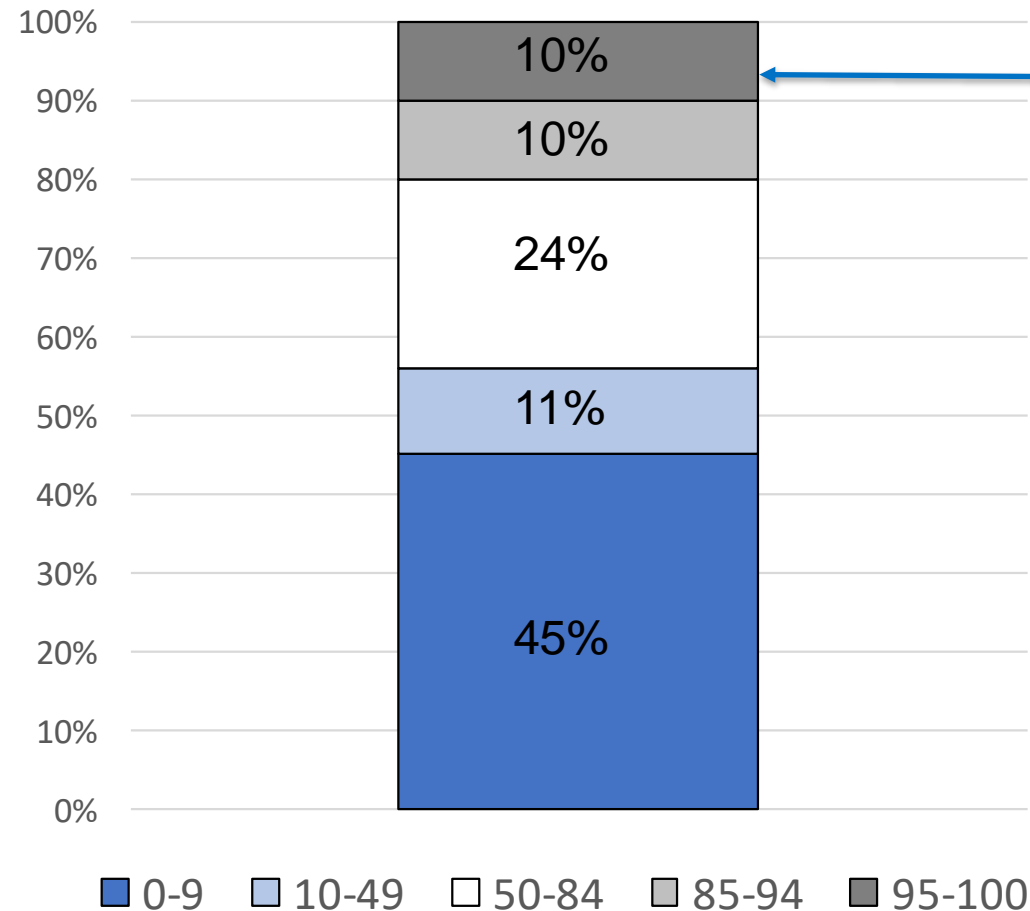


Transplants by blood group

2015-2021

		Recipient ABO			
Donor ABO		O	A	B	AB
	O	197/452 (44%)	119/205 (58%)	43/74 (58%)	8/17 (47%)
	A	175/603 (29%)	107/258 (41%)	60/99 (61%)	6/21 (29%)
	B	63/156 (40%)	49/83 (59%)	20/54 (37%)	2/4 (50%)
	AB	7/25 (28%)	12/31 (39%)	8/29 (28%)	1/7 (14%)

Transplants by sensitisation 2015-2021



95-100% cRF

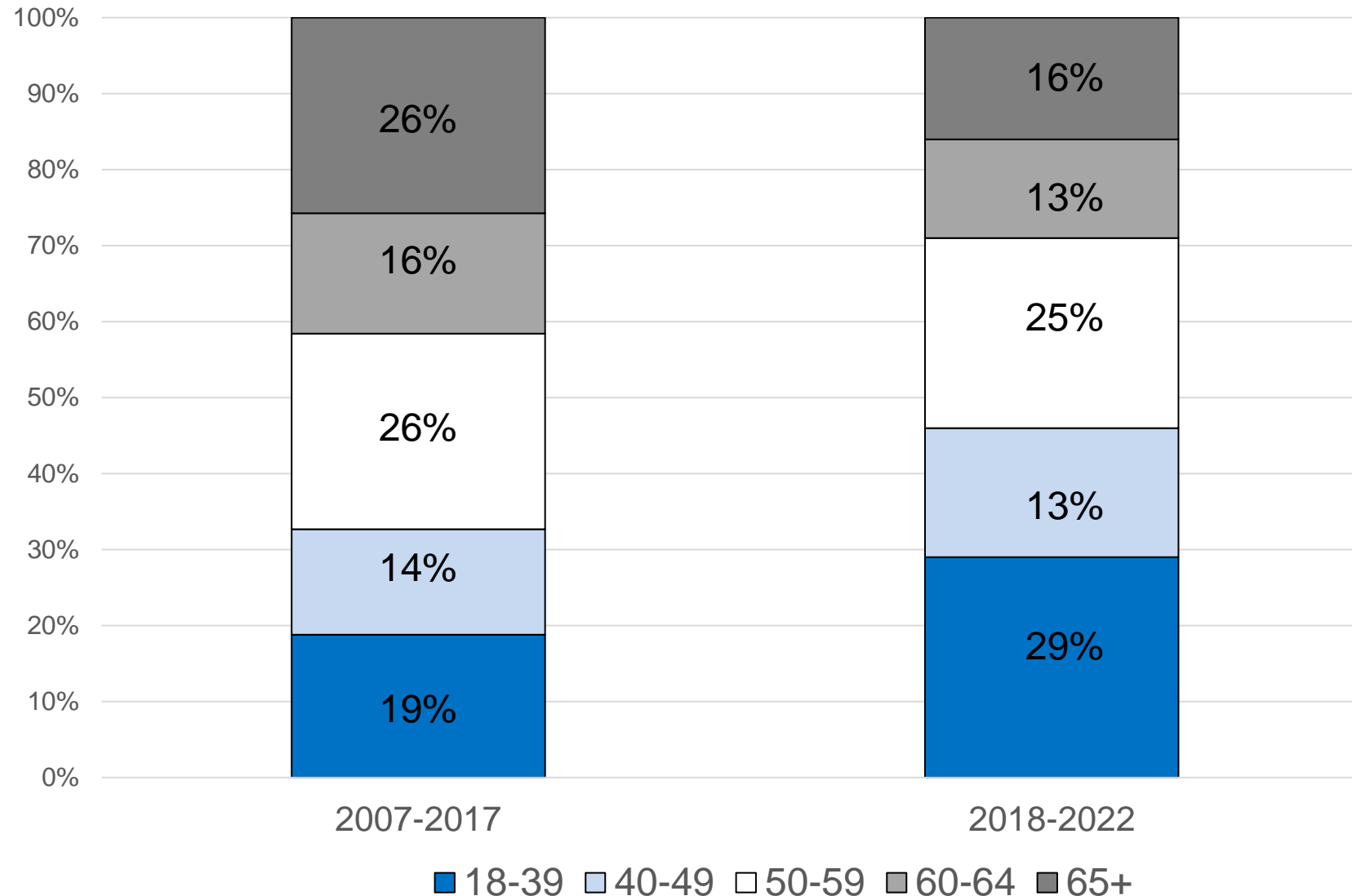
87 patients
transplanted

30% within 1 run

NDADs: Latest Statistics

	Total NDADs	NDADs direct to transplant list	NDADs donating to UKLKSS	Total transplants from 'Chains'	Total transplants from NDADs
2012	60	57	3	6	63
2013	107	85	22	44	129
2014	110	87	23	46	133
2015	94	73	21	54	127
2016	85	59	26	63	122
2017	87	61	26	64	125
2018	64	33	31	79	112
2019	102	50	53	136	186
2020	44	16	28	66	82
2021	56	24	32	81	105

Changing demographics of NDADs - Age



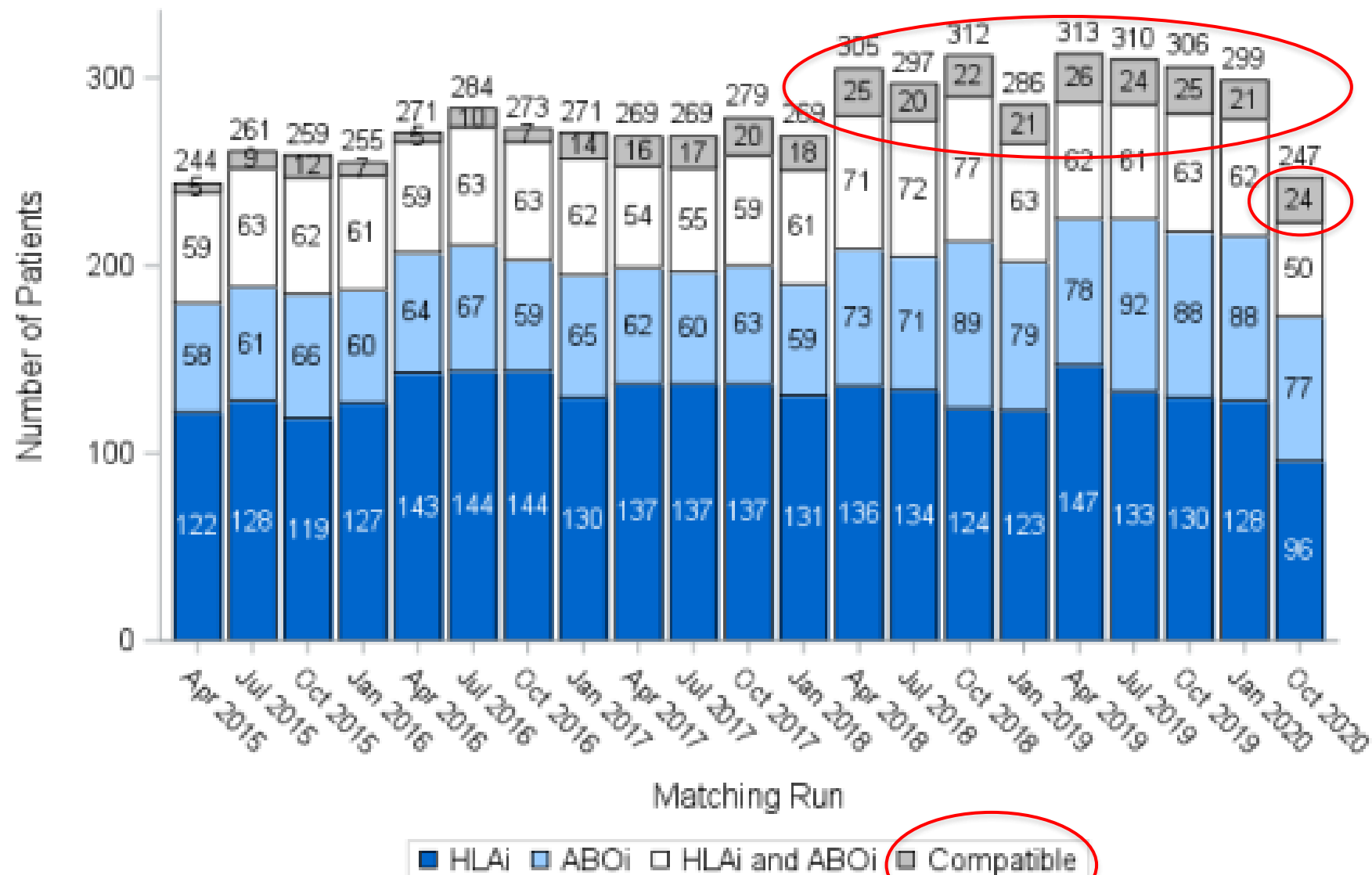
Median age has decreased from 57 to 51 years

Opportunities in the UKLKSS



Inclusion of compatible pairs

Figure 4.2 Pairs included in matching runs, 1 April 2015 - 31 March 2021



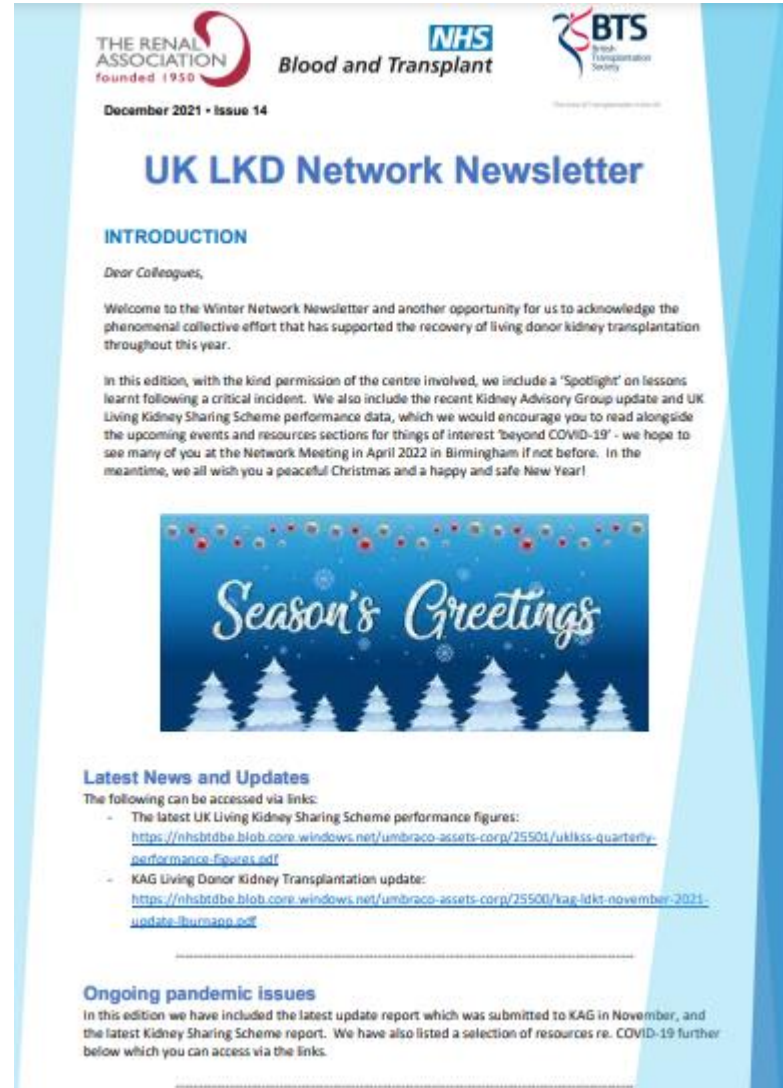
Compatible Pairs

- In total, 265 patients have appeared in a matching run with a compatible donor
- 162 of these have received a transplant through the scheme
 - 68% matched in one matching run
 - 102 had a better HLA match
 - 57 had a better age match
- Of those 103 not transplanted in the scheme, 63% appeared in 1 matching run only

Compatible Pairs

- In total, 265 patients have appeared in a matching run with a compatible donor
 - 162 of these have received a transplant through the scheme
 - 68% matched in one matching run
 - 102 had a better HLA match
 - 57 had a better age match
- 34 had better age and HLA match
- Of those 103 not transplanted in the scheme, 63% appeared in 1 matching run only

- HLA antibody incompatible transplantation for suitable low titre recipients
 - Since 2015, 231 (12%) recipients have registered with different unacceptables, 54% have received a transplant
- ABO blood group incompatible transplantation for suitable low titre recipients
 - Since 2015, 25 (1%) recipients have registered for additional compatible blood group matches, 36% have received a transplant



Online resources

THE RENAL ASSOCIATION
founded 1959

Blood and Transplant

NHS

BTS
British Transplant Society

December 2021 • Issue 14


UK LKD Network Newsletter

INTRODUCTION

Dear Colleagues,

Welcome to the Winter Network Newsletter and another opportunity for us to acknowledge the phenomenal collective effort that has supported the recovery of living donor kidney transplantation throughout this year.

In this edition, with the kind permission of the centre involved, we include a 'Spotlight' on lessons learnt following a critical incident. We also include the recent Kidney Advisory Group update and UK Living Kidney Sharing Scheme performance data, which we would encourage you to read alongside the upcoming events and resources sections for things of interest 'beyond COVID-19' - we hope to see many of you at the Network Meeting in April 2022 in Birmingham if not before. In the meantime, we all wish you a peaceful Christmas and a happy and safe New Year!



Latest News and Updates

The following can be accessed via links:

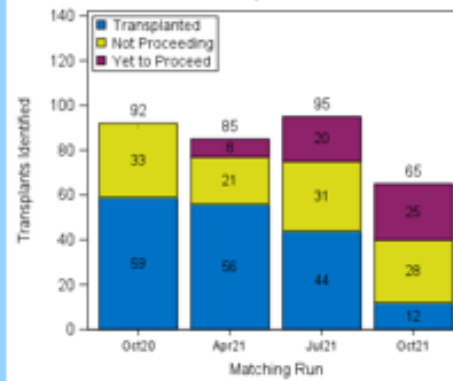
- The latest UK Living Kidney Sharing Scheme performance figures:
<https://nhs.uk/blood-and-transplant/assets/documents/uk-lks-quarterly-performance-figures.pdf>
- KAG Living Donor Kidney Transplantation update:
<https://nhs.uk/blood-and-transplant/assets/documents/25500/kag-lkd-november-2021-update-31msep.pdf>

Ongoing pandemic issues

In this edition we have included the latest update report which was submitted to KAG in November, and the latest Kidney Sharing Scheme report. We have also listed a selection of resources re. COVID-19 further below which you can access via the links.

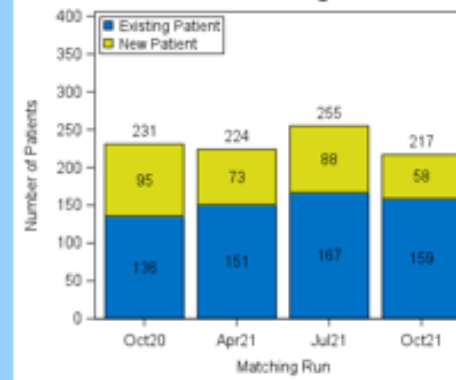
UK Living Kidney Sharing Schemes Performance Figures

Paired Donation Transplants Identified

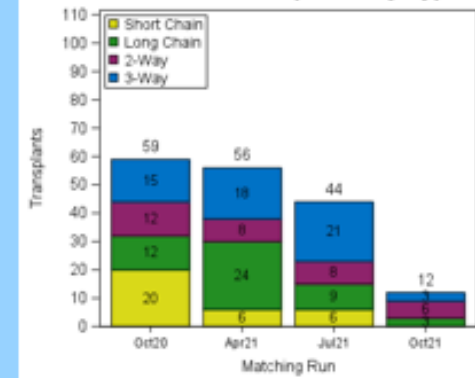


	Total May 2007- Oct 2021
Pairs Registered	3104
Patients Registered	2804
Altruistic Donors in Paired Donation Matching Runs	443
Compatible Pairs Registered	270
Transplants	1459

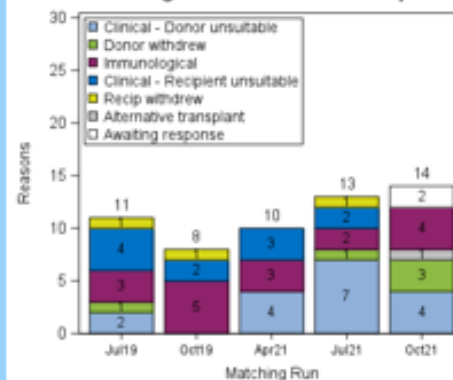
Patients in Each Matching Run



Paired Donation Transplants by Type



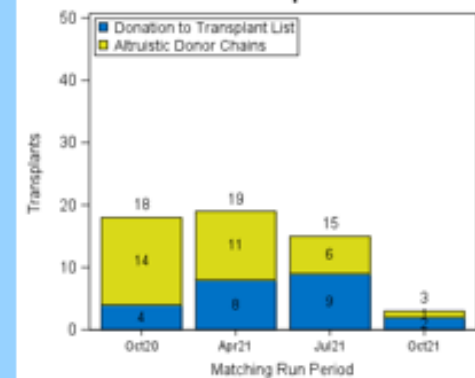
Non Proceeding Paired Donation Transplants



Note: each reason may account for multiple transplants

UKLKSS Records	In a Matching Run
Pairs Included	313 (Apr 2019)
Patients Included	287 (Apr 2019)
Altruistic Donors Included	29 (Feb 2020)
Transplants Identified	97 (Apr 2019)
Transplants Proceeded	72 (Apr 2019)

Altruistic Donor Transplants



<https://www.odt.nhs.uk/living-donation/uk-living-kidney-donation-network/>

ODT CLINICAL

Your search here



[Home](#)

[Deceased donation](#) ▼

[Living donation](#) ▼

[Retrieval](#) ▼

[Transplantation](#) ▼

[Statistics and reports](#) ▼

[Information for patients](#)

[ODT structure & standards](#) ▼

[Home](#) / [Living donation](#) / [UK Living Kidney Donation Network](#)

UK Living Kidney Donation Network

The UK Living Kidney Donation Network (UKLKD Network) is a multi-disciplinary network with representation from nephrology, specialist nursing, transplant surgery and histocompatibility and immunogenetics. It aims to support best practice in living donor kidney transplantation in transplant centres and referring renal units across all four UK countries.

Network meetings

April 2022



In this section

[Living donor kidney transplantation](#)

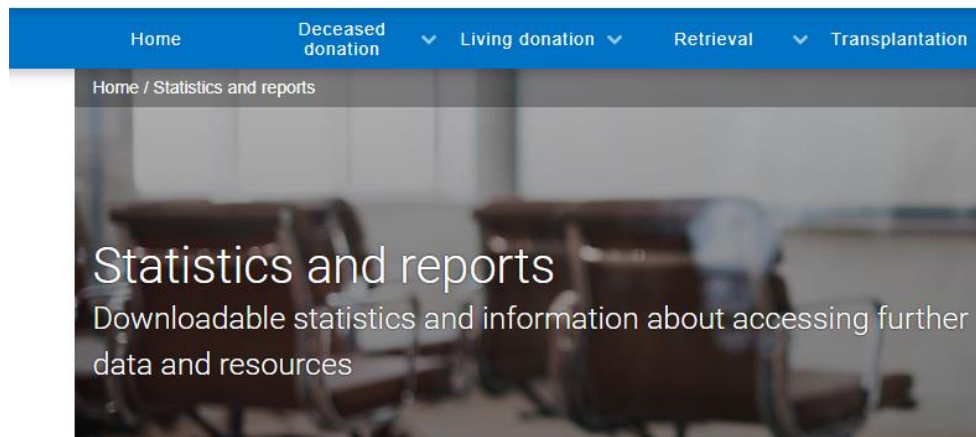
[UK Living Kidney Sharing Scheme](#)

[UK Living Kidney Donation Network](#)

<https://www.odt.nhs.uk/living-donation/uk-living-kidney-donation-network/>

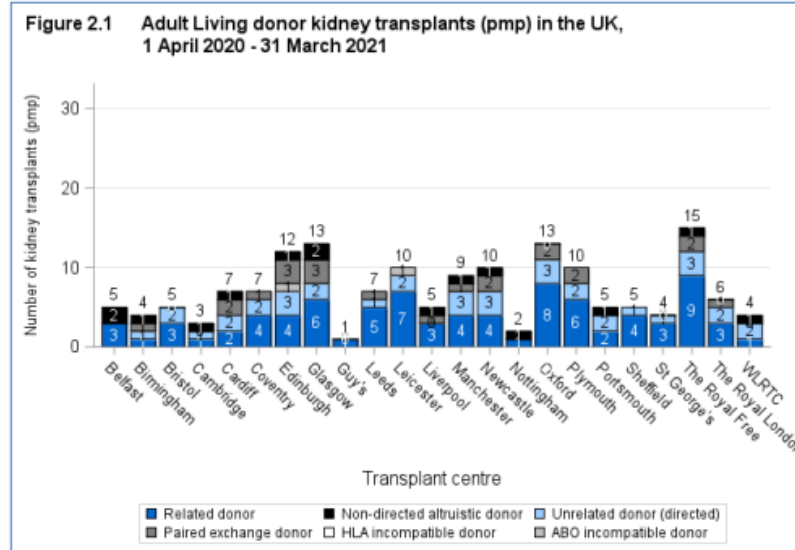
Online resources – Reports

ODT CLINICAL



These pages contain all the latest reports and presentations from the Statistics team at NHS Blood and Transplant. You will find links to these pages for all reports are collated here for ease of reference. We also retain archived reports so that historic data

Figure 2.1 shows the number of adult living donor kidney transplants per million population (pmp) that were performed in 2020/21 in each transplant centre. The Royal Free had the highest rate of adult living donor kidney transplants per million population.



<https://www.odt.nhs.uk/statistics-and-reports/>

Summary

- Transplant activity decreased during the pandemic with living donor kidney transplant activity paused during the first wave
- Activity continues to recover with 2021 data at 75% of activity in 2019, an increase of 33% from 2020
- Recent quarterly matching runs in the UKLKSS have been smaller, with fewer transplants identified, typically over 60 transplants identified each run
- UKLKSS also offers opportunities for better matches for compatible pairs and extended match criteria to increase opportunities for transplantation