

NHS Greater Glasgow & Clyde

Taking Organ Transplantation to 2020, 1 April 2019 - 31 March 2020

In 2019/20, from 33 authorised donors the Board facilitated 24 actual solid organ donors resulting in 56 patients receiving a life-saving or life-changing transplant. Data obtained from the UK Transplant Registry.

In addition to the 24 proceeding donors there were 9 authorised donors that did not proceed.

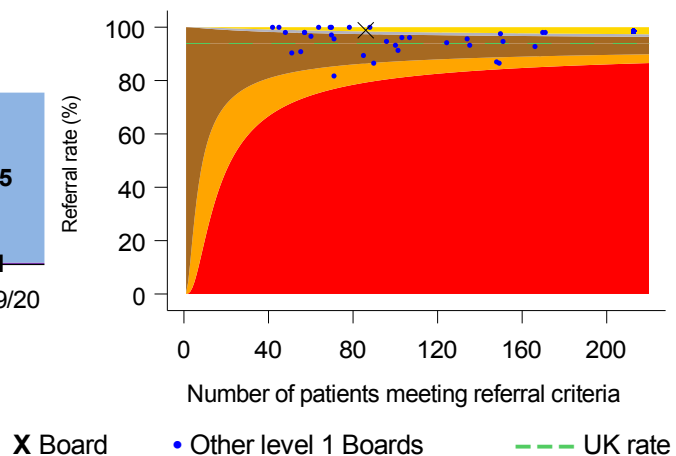
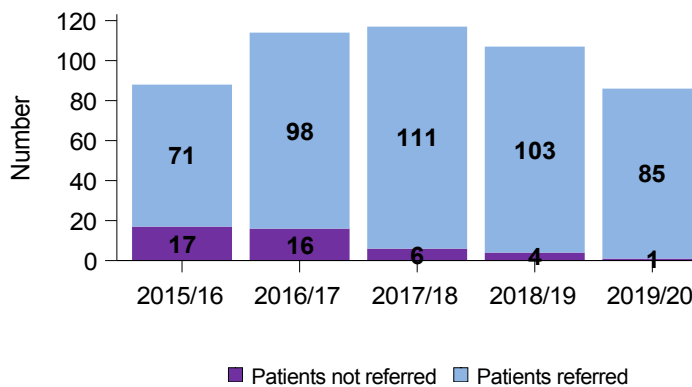
Best quality of care in organ donation, 1 April 2019 - 29 February 2020*

Referral of potential deceased organ donors

Goal: Every patient who meets the referral criteria should be identified and referred to NHS Blood and Transplant's Organ Donation Service

Aim: There should be no purple on the chart

Aim: The Board (marked with a cross) should fall within Bronze, Silver, or Gold



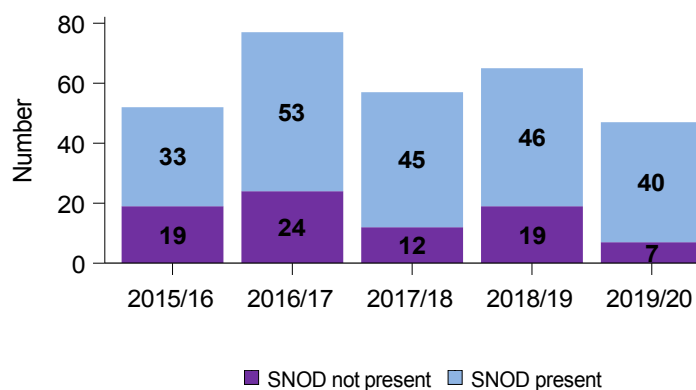
The Board referred 85 potential organ donors during 2019/20. There was 1 occasion where a potential organ donor was not referred.

When compared with UK performance, the Board was exceptional (gold) for referral of potential organ donors to NHS Blood and Transplant.

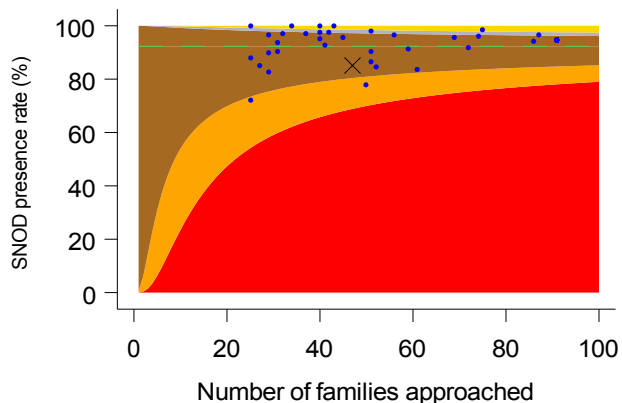
Presence of Specialist Nurse for Organ Donation

Goal: A Specialist Nurse for Organ Donation (SNOD) should be present during every organ donation discussion with families

Aim: There should be no purple on the chart



Aim: The Board (marked with a cross) should fall within Bronze, Silver, or Gold



X Board • Other level 1 Boards --- UK rate
Gold Silver Bronze Amber Red

A SNOD was present for 40 organ donation discussions with families during 2019/20. There were 7 occasions where a SNOD was not present.

When compared with UK performance, the Board was average (bronze) for SNOD presence when approaching families to discuss organ donation.

Why it matters

- If suitable patients are not referred, the patient's decision to be an organ donor is not honoured or the family does not get the chance to support organ donation.
- The authorisation rate in the UK is much higher when a SNOD is present.
- The number of patients receiving a life-saving or life-changing solid organ transplant in the UK is increasing but patients are still dying while waiting.

Regional donors, transplants, waiting list, and NHS Organ Donor Register (ODR) data

| | Scotland* | UK |
|---|-----------------|------------------|
| 1 April 2019 - 31 March 2020 | | |
| Deceased donors | 109 | 1,582 |
| Transplants from deceased donors | 306 | 3,749 |
| Deaths on the transplant list | 36 | 394 |
| As at 29 February 2020 | | |
| Active transplant list | 561 | 6,138 |
| Number of NHS ODR opt-in registrations (% registered)** | 2,689,960 (50%) | 25,980,113 (40%) |

*Regions have been defined as per former Strategic Health Authorities

** % registered based on population of 5.37 million, based on ONS 2011 census data

Further information

Further information on potential donors after brain death (DBD) and potential donors after circulatory death (DCD) at the Board are shown below, including a UK comparison. Data obtained from the Potential Donor Audit (PDA).

| | DBD | | DCD | | Deceased donors | |
|--|---------------|------|--------------|------|-----------------|------|
| | Board | UK | Board | UK | Board | UK |
| Patients meeting organ donation referral criteria ¹ | 42 | 1845 | 47 | 5676 | 86 | 7324 |
| Referred to Organ Donation Service | 42 | 1828 | 46 | 5235 | 85 | 6876 |
| <i>Referral rate %</i> | G 100% | 99% | S 98% | 92% | G 99% | 94% |
| Neurological death tested | 38 | 1615 | | | | |
| <i>Testing rate %</i> | B 90% | 88% | | | | |
| Eligible donors ² | 35 | 1542 | 39 | 3985 | 74 | 5527 |
| Family approached | 27 | 1368 | 20 | 1712 | 47 | 3080 |
| Family approached and SNOD present | 24 | 1315 | 16 | 1528 | 40 | 2843 |
| <i>% of approaches where SNOD present</i> | B 89% | 96% | B 80% | 89% | B 85% | 92% |
| Authorisation ascertained | 19 | 983 | 12 | 1099 | 31 | 2082 |
| <i>Authorisation rate %</i> | B 70% | 72% | B 60% | 64% | B 66% | 68% |
| Actual donors (PDA data) | 14 | 876 | 8 | 598 | 22 | 1475 |
| <i>% of authorised donors that became actual donors</i> | 74% | 89% | 67% | 54% | 71% | 71% |

¹ DBD - A patient with suspected neurological death
DCD - A patient in whom imminent death is anticipated, ie a patient receiving assisted ventilation, a clinical decision to withdraw treatment has been made and death is anticipated within 4 hours

² DBD - Death confirmed by neurological tests and no absolute contraindications to solid organ donation
DCD - Imminent death anticipated and treatment withdrawn with no absolute contraindications to solid organ donation

Note that a patient that meets both the referral criteria for DBD and DCD organ donation is featured in both the DBD and DCD data but will only be counted once in the deceased donors total

Gold **Silver** **Bronze** **Amber** **Red**

For further information, including definitions, see the latest Potential Donor Audit report at www.odt.nhs.uk/statistics-and-reports/potential-donor-audit/

*Quality of care data relating to organ donation has been restricted to exclude the period most significantly impacted by the COVID-19 pandemic. Data presented include activity from 1 April 2019 to 29 February 2020.